MOTT MACDONALD

Expansion of Hong Kong International Airport into a Three-Runway System

Baseline Water Quality Monitoring Report

December 2016

20/F AIA Kowloon Tower
Landmark East
100 How Ming Street
Kwun Tong
Kowloon
Hong Kong

T +852 2828 5757
F +852 2827 1823
mottmac.hk

Expansion of Hong Kong International Airport into a Three-Runway System

Baseline Water Quality Monitoring Report

December 2016

This Baseline Water Quality Monitoring Report

has been reviewed and certified by

the Environmental Team Leader (ETL) in accordance with

Condition 3.4 of Environmental Permit No. EP-489/2014.

Certified by:

Terence Kong
Environmental Team Leader (ETL)
Mott MacDonald Hong Kong Limited

Date 12 December 2016

AECOM
8/F, Grand Central Plaza, Tower 2,
138 Shatin Rural Committee Road,
Shatin, Hong Kong
香港新界沙田鄉事會路 138 號新城市中央廣場第 2 座 8 樓
www.aecom.com

+852 3922 9000 tel
+852 2317 7609 fax

Our Ref : 60440482/C/JCHL161212

By Email

Airport Authority Hong Kong
HKIA Tower, 1 Sky Plaza Road
Hong Kong International Airport
Lantau, Hong Kong

Attn: Mr. Lawrence Tsui, Senior Manager

12 December 2016

Dear Sir,

Contract No. 3102
3RS Independent Environmental Checker Consultancy Services

Baseline Water Quality Monitoring Report

Reference is made to the Environmental Team's submission of Baseline Water Quality Monitoring Report under Condition 3.4 of the Environmental Permit No. EP-489/2014 certified by the ET Leader on 12 December 2016.

We would like to inform you that we have no further comment on the captioned submission. Therefore we write to verify the captioned submission in accordance with the requirement stipulated in Condition 1.9 of EP-489/2014.

Should you have any query, please feel free to contact our Isabella Yeung at 3922 9348 or the undersigned at 3922 9376.

Yours faithfully,
AECOM Asia Co. Ltd.

Jackel Law
Independent Environmental Checker

Contents

Executive Summary viii

1 Introduction 1

1.1 Background 1
1.2 Project Description 1
1.3 Purpose of this Report 2
1.4 Structure of the Report 2

2 Water Quality Monitoring 3

2.1 Monitoring Requirements 3
2.2 Monitoring Equipment and Methodology 3
2.3 Laboratory Measurement / Analysis 4
2.4 Monitoring Frequency and Duration 4
2.5 Monitoring Locations 5
2.6 Monitoring Parameters 6

3 Baseline Monitoring Results and Analysis 8

3.1 Baseline Water Quality Monitoring 8
3.2 Statistical Analysis of the Baseline Data 8

4 Event and Action Plan 11

4.1 Action and Limit Levels 11
4.2 Action and Limit Levels for Seawater Intakes 12
4.3 Event and Action Plan 13

5 Revisions to Updated EM&A Manual 16

6 Conclusion 17

Tables

Table 2.1: Baseline Water Quality Monitoring Equipment 3
Table 2.2: Laboratory Analysis for SS, Nutrient and Heavy Metals 4
Table 2.3: Monitoring Locations for Baseline Water Quality Monitoring 5
Table 2.4: Summary of Monitoring Stations and Parameters (May and July 2016) 6
Table 2.5: Summary of Monitoring Stations and Parameters (August and September 2016) 7

Table 3.1:	Results of ANOVA Test (May and July 2016)	8
Table 3.2:	Refined Results of ANOVA Test (May and July 2016)	9
Table 3.3:	Refined ANOVA Test Results (August and September 2016)	10
Table 3.4:	Final Arrangement of Control and Impact Stations	10
Table 4.1:	Action and Limit Levels for General Impact Water Quality Monitoring and Regular DCM Monitoring	11
Table 4.2:	Action and Limit Levels for Intensive DCM Monitoring	12
Table 4.3:	Action and Limit Level for SR1 and SR8	13
Table 4-4:	Event and Action Plan for General Impact Water Quality Monitoring	14
Table 5.1:	Recommended Revisions to Updated EM&A Manual	16

Figures

Figure 2.1 – Water Quality Monitoring Stations for Baseline Monitoring

Appendices

Appendix 1.1 – Construction Programme for Marine Works

Appendix 3.1 – Calibration Certificates

Appendix 3.1 – Baseline Water Quality Monitoring Results

Appendix 3.2 – Graphical Presentations of Baseline Water Quality Monitoring Results

Executive Summary

An Environmental Permit (Permit No.: EP-489/2014) for the construction and operation of the "Expansion of Hong Kong International Airport into a Three-Runway System" (the project) was granted by the Environmental Protection Department (EPD) on 7 November 2014.

Mott MacDonald Hong Kong Limited (MMHK) was commissioned by the Airport Authority Hong Kong (AAHK) to undertake the role of Environmental Team (ET) for carrying out the environmental monitoring and audit (EM&A) works of the project.

On 29 April 2016, AAHK received the Chief Executive-in-Council's approval for draft Chek Lap Kok Outline Zoning Plan, as well as the authorization of the reclamation under the Foreshore and Sea-bed (Reclamations) Ordinance for the expansion of HKIA into a three-runway system.

A Baseline Water Quality Monitoring Report was prepared for submission before the commencement of marine construction works to fulfil Condition 3.4 of the EP.

The commencement of initial works was announced on 1 August 2016. A Baseline Water Quality Report which covers the baseline monitoring data collection in May and July 2016 was submitted to EPD.

While no marine construction works was undertaken during August and September 2016, general water quality monitoring was undertaken in these two months. It was therefore proposed to adopt the water quality monitoring data collected in August and September 2016 to update the baseline water quality in order to further improve the baseline data to take into account potential variations within a year due to natural fluctuations of dissolved oxygen and also enhance the representativeness of other water quality monitoring parameters. For this, a Proposal for Review of Baseline Water Quality was submitted to and subsequently approved by EPD.

This Baseline Water Quality Monitoring Report presents all the water quality monitoring data obtained in May, July, August and September 2016.

Baseline Water Quality Monitoring

Baseline water quality monitoring was conducted three days per week, at mid-flood and mid ebb tides, at 23 water quality monitoring stations. Monitoring of DO, DO%, pH, temperature, turbidity, salinity and SS as well as current speed and direction were undertaken at all monitoring stations. For monitoring of DCM works, baseline monitoring of total alkalinity, heavy metals and nutrients were conducted at designated DCM-specific monitoring stations. As no marine construction works was conducted during the baseline water quality monitoring, the water quality monitoring results obtained are considered to be appropriate for adoption as the baseline water quality dataset for the 3RS project.

Action and Limit Levels

The Action and Limit levels for water quality impact monitoring have been set based on the 3RS baseline water quality monitoring conducted in May, July, August, and September 2016. The summary table of the Action and Limit levels for water quality are presented in **Table I** to **Table III**.

Table I: Action and Limit Levels for General Impact Water Quality Monitoring and Regular DCM Monitoring

Parameters	Action Level		Limit Level	
DO in mg/L (Surface, Middle & Bottom)	Surface and Middle 4.5 mg/L		Surface and Middle 4.1 mg/L 5 mg/L for Fish Culture Zone (SR7) only	
	Bottom 3.4 mg/L		Bottom 2.7 mg/L	
Suspended Solids (SS) in mg/L	23	or 120% of upstream control station at the same tide of the same day, whichever is higher	37	or 130% of upstream control station at the same tide of the same day, whichever is higher
Turbidity in NTU	22.6		36.1	
Total Alkalinity in ppm	95		99	
Representative Heavy Metals for early regular DCM monitoring (Chromium and Nickel)	Same as for intensive DCM monitoring		Same as for intensive DCM monitoring	
Representative Heavy Metals for regular DCM monitoring after completion of initial intensive DCM monitoring (to be determined taking into account the findings of the initial intensive DCM monitoring)				

Note:

1. For DO measurement, non-compliance occurs when monitoring result is lower than the limits.
2. For parameters other than DO, non-compliance of water quality results when monitoring results is higher than the limits.
3. Depth-averaged results are used unless specified otherwise.
4. The action and limit levels specified in this table does not apply to SR1A and SR8 (see **Section 4.2**).
5. The action and limit levels for the two representative heavy metals chosen will be the same as that for the intensive DCM monitoring

Table II: Action and Limit Levels for Intensive DCM Monitoring

Parameters	Action Level		Limit Level	
Temperature in °C	1.8°C above the temperature recorded at representative control stations at the same tide of the same day		2°C above the temperature recorded at representative control stations at the same tide of the same day	
Total Alkalinity in ppm	95	or 120% of upstream control station at the same tide of the same day, whichever is higher	99	or 130% of upstream control station at the same tide of the same day, whichever is higher
Nutrient (mg/l)				
Ammonia (NH_3)	0.18		0.20	
Unionised ammonia (NH_3) (with 0.021 mg/L as the upper limit)	0.01		0.01	
Nitrite (NO_2)	0.12		0.13	
Nitrate (NO_3)	1.05		1.18	
TKN	0.6		0.7	
Total Phosphorus	0.06		0.07	
Reactive Phosphorus	0.04		0.04	
Heavy Metals (µg/l)				
Cadmium (Cd)	0.1		0.1	
Chromium (Cr)	0.2		0.2	
Copper (Cu)	1.9		5.1	
Nickel (Ni)	3.2		3.6	
Lead (Pb)	0.2		0.2	
Zinc (Zn)	6		8	

Parameters	Action Level	Limit Level
Arsenic (As)	3	4
Silver (Ag)	0.1	0.1
Mercury (Hg)	0.05	0.05

Note:

1. Non-compliance of water quality results when monitoring results is higher than the limits.
2. Depth-averaged results are used unless specified otherwise.
3. For Cd, Cr, Pb, Ag and Hg, the percentile values are below detection limit, hence the Action and Limit levels represent detection limit.
4. Where the water quality results at control stations for individual parameters are below detection limit, the value of the detection limit will be adopted.

Table III: Action and Limit Levels for SR1 and SR8

SS (mg/l)	Action Level	Limit Level
SR1	To be determined prior to its commissioning	To be determined prior to its commissioning
SR8	52	60

Should non-compliance of the water quality criteria occur, the Event and Action Plan as presented in **Section 4.3** of this report (for general impact water quality monitoring) and in the Detailed Plan on Deep Cement Mixing (for DCM monitoring) shall be followed.

1 Introduction

1.1 Background

On 7 November 2014, the Environment Impact Assessment (EIA) Report (Register No.: AEIAR-185/2014) for the "Expansion of Hong Kong International Airport into a Three-Runway System" (the project) was approved and an Environmental Permit (EP) (Permit No.: EP-489/2014) was issued for the construction and operation of the project.

On 29 April 2016, AAHK received the Chief Executive-in-Council's approval for draft Chek Lap Kok Outline Zoning Plan, as well as the authorization of the reclamation under the Foreshore and Sea-bed (Reclamations) Ordinance for the expansion of HKIA into a three-runway system.

Mott MacDonald Hong Kong Limited (MMHK) was commissioned by the Airport Authority Hong Kong (AAHK) to serve as the project's Environmental Team (ET) for carrying out the environmental monitoring and audit (EM&A) works of the project.

A Baseline Water Quality Monitoring Report was prepared for submission before the commencement of marine construction works to fulfil Condition 3.4 of the EP.

The commencement of initial works was announced on 1 August 2016. A Baseline Water Quality Report which covers the baseline monitoring data collection from 3 to 14 May 2016 and from 19 to 30 July 2016 was submitted to EPD.

As stated in the Monthly Environmental Monitoring & Audit (EM&A) Report No. 8 (for August 2016) and Report No. 9 (for September 2016) submitted for the project, the key marine activities included mobilization and off-site plant fabrication for the DCM contracts, CLP cable diversion enabling works, site investigation works and site survey. No marine construction works was undertaken during August and September 2016. However, general water quality monitoring was undertaken in accordance with the requirements provided in the EM&A Manual for impact water quality monitoring for August and September 2016. It was therefore proposed to adopt the water quality monitoring data collected in these two months to update the baseline water quality in order to further improve the baseline data to take into account potential variations within a year due to natural fluctuations of dissolved oxygen and also enhance the representativeness of other water quality monitoring parameters. For this, a Proposal for Review of Baseline Water Quality was submitted to and subsequently approved by EPD.

1.2 Project Description

The project covers the expansion of the existing airport into a three-runway system with key project components comprising land formation of about 650 ha and all associated facilities and infrastructure including taxiways, aprons, aircraft stands, a passenger concourse, an expanded Terminal 2, all related airside and landside works and associated ancillary and supporting facilities. The existing submarine aviation fuel pipelines and submarine power cables also require diversion as part of the works.

The current construction programme for marine works is provided in **Appendix 1.1** and it has been prepared based on the best available information. Given the scale and complexity of the project, the details of the programme as presented is subject to further revision and update.

1.3 Purpose of this Report

This Baseline Water Quality Monitoring Report presents all the water quality monitoring data obtained in May, July, August and September 2016. The baseline water quality monitoring has been undertaken based on the approach and methodology presented in the updated EM&A Manual.

1.4 Structure of the Report

The structure of the report is as follows:

- Section 1 Introduction – presents the project background, purpose and structure of this baseline water quality monitoring report;
- Section 2 Water Quality Monitoring Methodology – presents the monitoring requirements and methodology on baseline water quality monitoring;
- Section 3 Baseline Monitoring Results and Analysis – presents the baseline monitoring results and the findings of the statistical analysis;
- Section 4 Event and Action Plan – presents the action and limit levels as well as event and action plan for impact water quality monitoring.

2 Water Quality Monitoring

2.1 Monitoring Requirements

In accordance with the updated EM&A Manual, the baseline water quality monitoring was conducted to establish ambient conditions prior to the commencement of the marine works. The baseline conditions for water quality were established by measuring dissolved oxygen (DO), dissolved oxygen saturation (DO%), pH, temperature, turbidity, salinity, and suspended solids (SS) at all designated stationary monitoring stations before commencement of marine works for the project. To provide the baseline water quality for the DCM-specific monitoring, total alkalinity was measured at all the relevant stationary impact stations, plus nutrients and heavy metals at the "IM*" stations (which represent the contaminated mud pit locations) as presented in **Section 2.5**.

2.2 Monitoring Equipment and Methodology

Water samples for all monitoring parameters were collected, stored, preserved and analysed according to the Standard Methods, APHA 22nd ed. and/or other methods as agreed by the EPD. In-situ measurements at monitoring locations including temperature, pH, DO, turbidity, salinity and water depth were collected by equipment listed in the following **Table 2.1**. Water samples for nutrients, heavy metals and SS analysis were stored in high density polythene bottles with no preservative added, packed in ice (cooled to 4 ºC without being frozen), delivered to the laboratory within 24 hours of collection.

Table 2.1: Baseline Water Quality Monitoring Equipment

Equipment	Brand and Model	Quantity
Water Sampler	Van Dorn Water Sampler	4
Positioning Device (measurement of GPS)	Garmin eTrex Vista HCx	2
Water Depth Detector (measurement of water depth)	Lowrance Mark 5x	2
Multifunctional Meter (measurement of DO, pH, temperature, salinity and turbidity)	YSI 6920	2
Current Meter (measurement of current speed and direction)	Sontek HydroSurveyor	2
Digital Titrator (measurement of total alkalinity)	Titrette Digital Burette 50ml Class A	2

Calibration of In-situ instruments

All in-situ monitoring instrument were checked, calibrated and certified by a laboratory accredited under HOKLAS before use. Responses of sensors and electrodes were checked with certified standard solutions before each use.

Wet bulb calibration for a DO meter was carried out before commencement of monitoring and after completion of all measurements each day. Calibration was not conducted at each monitoring location as daily calibration is adequate for the type of DO meter employed. A zero check in distilled water was performed with the turbidity probe at least once per monitoring day. The probe should then be calibrated with a solution of known NTU. In addition, the turbidity probe was calibrated at least twice per month to establish the relationship between turbidity readings (in

NTU) and levels of suspended solids (in mg/L). Accuracy check of the digital titrator was performed at least once per monitoring day.

Calibration certificates of the monitoring equipment used in the baseline monitoring are provided in **Appendix 2.1**.

2.3 Laboratory Measurement / Analysis

Analysis of SS, nutrients and heavy metals have been carried out by a HOKLAS accredited laboratory, ALS Technichem (HK) Pty Ltd (Reg. No. HOKLAS 066). Sufficient water samples were collected at all the monitoring stations for carrying out the laboratory SS, nutrients and heavy metals determination. The SS, nutrients and heavy metals determination works were started within 24 hours after collection of the water samples. The analysis of SS, nutrients and heavy metals have followed the standard methods summarised in **Table 2.2**.

Table 2.2: Laboratory Analysis for SS, Nutrient and Heavy Metals

Parameters	Instrumentation	Analytical Method	Reporting Limit
Suspended Solid (SS)	Analytical Balance	APHA 2540D	2 mg/L
Nutrients			
Ammonia as N	FIA	APHA 4500	0.01 mg/L
Unionised ammonia (NH3)*	By calculation	By calculation	By calculation
Nitrite as N	FIA	APHA 4500	0.01 mg/L
Nitrate as N	FIA	APHA 4500	0.01 mg/L
TKN as N	Titration	APHA 4500	0.1 mg/L
Total Phosphorus	Colorimetric	APHA 4500	0.01 mg/L
Reactive Phosphorus	FIA	APHA 4500	0.01 mg/L
Heavy Metals			
Cadmium (Cd)	ICP-MS	USEPA 6020A	0.1 µg/L
Chromium (Cr)	ICP-MS	USEPA 6020A	0.2 µg/L
Copper (Cu)	ICP-MS	USEPA 6020A	0.2 µg/L
Nickel (Ni)	ICP-MS	USEPA 6020A	0.2 µg/L
Lead (Pb)	ICP-MS	USEPA 6020A	0.2 µg/L
Zinc (Zn)	ICP-MS	USEPA 6020A	1 µg/L
Arsenic (As)	ICP-MS	USEPA 6020A	1 µg/L
Silver (Ag)	ICP-MS	USEPA 6020A	0.1 µg/L
Mercury (Hg)	ICP-MS	APHA 7470A	0.05 µg/L

*Note: Calculation based on the laboratory result of ammonia nitrogen (NH_4-N) and in-situ measured pH, salinity and temperature.

2.4 Monitoring Frequency and Duration

To account for potential variations within a year, the baseline was conducted in May (from 3 to 14 May 2016), July (from 19 to 30 July 2016), August (from 4 to 30 August 2016) and September (from 1 to 29 September 2016).

The baseline water quality monitoring was conducted three days per week, at mid-flood and mid-ebb tides, at 23 water quality monitoring stations. Samples were taken at three depths (at 1m below surface, at mid-depth, and at 1m above bottom) for locations with water depth >6m. For locations with water depth between 3m and 6m, water samples were taken at two depths (surface and bottom). For locations with water depth <3m, only the surface depth was taken. Duplicate water samples were taken and analysed.

2.5 Monitoring Locations

The baseline monitoring was conducted at a total of 23 water quality monitoring stations, comprising 12 impact stations, eight sensitive receiver stations and three control stations. The monitoring locations for baseline monitoring are shown in **Table 2.3**.

Alternative Monitoring Locations

Based on the provisions and requirements set out in Section 5.1.5 of the Updated EM&A Manual, changes in monitoring locations were proposed for SR1, SR4 and SR5. Agreement from the IEC and approval from the EPD were sought for the changes. The locations of the alternative monitoring stations, including SR1A, SR4A and SR5A, are shown in **Figure 2.1**. **Table 2.3** summarises the updated coordinates of the alternative monitoring locations.

Temporary Alternative Monitoring Location for SR1

A temporary change of the monitoring location for SR1 was identified necessary as a silt curtain was installed at the waters blocking access to SR1. Therefore, the proposed temporary monitoring location (SR1A) is slightly shifted to around 159 m to the west of SR1. The temporary alternative monitoring station at SR1A is the closest accessible location to the future permanent SR1. Given the constraints identified, the change of location to SR1A is considered to be the best practicable and representative location for baseline water quality monitoring at this water sensitive receiver.

It should be noted that SR1/SR1A is used to represent the seawater intake for the future HKBCF, however, this seawater intake is not yet in operation and therefore the future permanent location for SR1 during impact monitoring is subject to finalisation after the HKBCF seawater intake is commissioned.

Permanent Alternative Monitoring Locations for SR4 and SR5

Changes of the monitoring locations for SR4 and SR5 were required as the water depths around the original monitoring locations at SR4 and SR5 were found to be too shallow (less than 1.5m). The alternative monitoring locations at SR4A and SR5A are outside the shallow waters, i.e., with sufficient water depths for access by the sampling vessel (with a draft of about 2.5m). The alternative monitoring locations are the closest and accessible locations to the bay areas of the two WSRs. Hence, they are considered to be practicable and representative locations for monitoring the construction phase water quality impact at the WSRs.

The final coordinates of the monitoring stations for baseline monitoring are shown in **Table 2.3** and their locations are shown in **Figure 2.1**.

Table 2.3: Monitoring Locations for Baseline Water Quality Monitoring

Monitoring Stations		Coordinates	
	Description	Easting	Northing
C1	Control	804247	815620
C2	Control	806945	825682
C3	Control	817803	822109
IM1	Impact	806458	818351
IM2	Impact	806193	818852
IM3	Impact	806019	819411
IM4	Impact	805039	819570
IM5	Impact	804924	820564
IM6	Impact	805828	821060

Monitoring Stations	Description	Coordinates	
		Easting	Northing
IM7	Impact	806835	821349
IM8	Impact	807838	821695
IM9*	Impact	808811	822094
IM10*	Impact	809838	822240
IM11*	Impact	810545	821501
IM12*	Impact	811519	821162
SR1A(1)	Future Hong Kong-Zhuhai-Macao Bridge Hong Kong Boundary Crossing Facilities (HKBCF) Seawater Intake for cooling	812586	820069
SR2	Planned marine park / hard corals at The Brothers / Tai Mo To	814166	821463
SR3	Sha Chau and Lung Kwu Chau Marine Park / fishing and spawning grounds in North Lantau	807571	822147
SR4A(1)	Sha Lo Wan	807810	817189
SR5A(1)	San Tau Beach SSSI	810696	816593
SR6	Tai Ho Bay, Near Tai Ho Stream SSSI	814663	817899
SR7	Ma Wan Fish Culture Zone (FCZ)	823742	823636
SR8	Seawater Intake for cooling at Hong Kong International Airport (East)	811593	820417

Notes:
* Denotes baseline monitoring stations and/or parameters for DCM-specific monitoring
(1) Alternative monitoring location

2.6 Monitoring Parameters

Monitoring of DO, DO%, pH, temperature, turbidity, salinity and SS as well as current speed and direction were undertaken at all monitoring stations. For monitoring of DCM works, baseline monitoring of total alkalinity, heavy metals and nutrients were conducted at designated DCM-specific monitoring stations.

The monitoring parameters in May and July 2016 as well as in August and September 2016 are summarised respectively in **Table 2.4** and **Table 2.5**.

Table 2.4: Summary of Monitoring Stations and Parameters (May and July 2016)

Monitoring Stations	Type	Parameters Monitored
C1, C2, C3	Control	DO, pH, Temperature, Salinity, Turbidity, SS
IM1, IM2, IM3, IM4, IM5, IM6, IM7, IM8	Impact	DO, pH, Temperature, Salinity, Turbidity, SS Total Alkalinity
IM9, IM10, IM11, IM12	Impact	DO, pH, Temperature, Salinity, Turbidity, SS Total Alkalinity, Heavy Metals, Nutrients
SR1A, SR2, SR3, SR4A, SR5A, SR6, SR7, SR8	Sensitive Receiver	DO, pH, Temperature, Salinity, Turbidity, SS

Table 2.5: Summary of Monitoring Stations and Parameters (August and September 2016)

Monitoring Stations	Type	Parameters Monitored
C1, C2, C3, SR2*	Control	DO, pH, Temperature, Salinity, Turbidity, SS Total Alkalinity, Chromium, Nickel
IM1, IM2, IM3, IM4, IM5, IM6, IM7, IM8, IM9, IM10, IM11, IM12	Impact	DO, pH, Temperature, Salinity, Turbidity, SS Total Alkalinity, Chromium, Nickel
SR1A, SR3, SR4A, SR5A, SR6, SR7, SR8	Sensitive Receiver	DO, pH, Temperature, Salinity, Turbidity, SS

*Note: SR2 replaces C3 as the flood tide control station (refer to **Section 3.2** for details), and monitoring of total alkalinity, chromium and nickel commenced at SR2 starting in September 2016.

3 Baseline Monitoring Results and Analysis

3.1 Baseline Water Quality Monitoring

Detailed baseline water quality monitoring results in May, July, August and September 2016 are tabulated and presented in **Appendix 3.1**. Graphical presentations of the baseline monitoring results are provided in **Appendix 3.2**.

General weather conditions throughout the baseline water quality monitoring period were recorded. The collected data are presented in **Appendix 3.1**. The weather conditions were mainly fine and cloudy, and the sea conditions were mainly moderate throughout the baseline monitoring period.

As no marine construction works was conducted during the baseline water quality monitoring, the water quality monitoring results obtained are considered to be appropriate for adoption as the baseline water quality dataset for the project.

3.2 Statistical Analysis of the Baseline Data

To analyse if there is any significant difference between control and impact stations, statistical analysis was conducted to compare the findings from the control station versus those from the impact / sensitive receiver stations. During baseline monitoring, DO, DO%, pH, temperature, salinity, turbidity and SS were monitored at the control stations, however, only turbidity and SS are linked to control station results during impact monitoring with respect to Action and Limit levels. As such, the statistical analysis was conducted for turbidity and SS only.

Statistical Analysis of Data Collected in May and July 2016

In the submission to EPD which covers the baseline monitoring data collected in May and July 2016 (see **Section 1.1**), statistical analysis of the collected data using one-way analysis of variance (ANOVA) was conducted. Impact stations were grouped according to corresponding control stations under flood tide and ebb tide conditions. The results of the ANOVA test are presented in **Table 3.1**.

Table 3.1: Results of ANOVA Test (May and July 2016)

ANOVA Test Groups		P-value (alpha = 0.05)	
Control Station	**Impact Stations**	**SS**	**Turbidity**
Flood Tide			
C1	IM1, IM2, IM3, IM4, IM5, IM6, IM7, IM8, SR3	**0.02**	0.16
C3	IM7, IM8, IM9, IM10, IM11, IM12, SR1A, SR2, SR3, SR4A, SR5A, SR6, SR8	0.08	**0.01**
Ebb Tide			
C1	SR4A, SR5A, SR6	0.42	0.87
C2	IM1, IM2, IM3, IM4, IM5, IM6, IM7, IM8, IM9, IM10, IM11, IM12, SR1A, SR2, SR3, SR7, SR8	0.11	0.73

Note: bold values show statistically significant difference between control and impact stations

As shown in **Table 3.1**, significant difference is identified between C1 and its corresponding impact stations for SS during flood tide, and between C3 and its corresponding impact stations for turbidity during flood tide. No significant difference was identified for the other combinations, hence only the significant differences affecting C1 and C3 during flood tide were further evaluated.

At C1, the depth-averaged SS results during flood tide range from 5 to 43 mg/l, while those of the impact stations range from 3 to 40 mg/l. On average, the SS results at C1 are higher than the impact stations, due primarily to the presence of several high SS results at C1. If the highest and lowest C1 results are excluded from the ANOVA test, then the resulting P-value would be 0.07 (no significant difference). This suggests that the significant difference identified in **Table 3.1** is a result of the extreme values rather than reflecting the majority of the C1 results. Extreme values can arise due to natural fluctuations in the marine environment, and given that in the absence of these extremes, the C1 results would show no significant difference with the impact stations, it is considered that overall, this control station is acceptable and representative for the purpose of impact monitoring.

At C3, the depth-averaged turbidity results during flood tide range from 3.2 to 12.6 mg/l, while those of the impact stations range from 3.9 to 51.7 mg/l. The results at C3 are significantly lower than the majority of the impact station results, suggesting that the location of C3 is unable to adequately represent the water quality at the impact stations under baseline conditions during flood tide. In this case, an alternative control station location to cover flood tide (for corresponding impact stations as shown in **Table 3.1**) is required. As shown in **Figure 2.1**, both C3 and SR2 are located upstream of the project during flood tides, and SR2 is located >2.7 km away from the marine works area of the project, hence is similar to C3 in that it is unaffected by marine works of the project during flood tide conditions. As SR2 is unaffected by the project during flood tide, it can effectively act as a control station during flood tide conditions. An ANOVA test using SR2 as control against the impact group (IM7, IM8, IM9, IM10, IM11, IM12, SR1A, SR3, SR4A, SR5A, SR6, SR8) was conducted and the resulting P-values are 0.58 and 0.89 for turbidity and SS respectively, which show that there is no significant difference. Hence, the SR2 location is able to represent the water quality at these impact stations during flood tide under baseline conditions.

The refined ANOVA test results are summarised in **Table 3.2**.

Table 3.2: Refined Results of ANOVA Test (May and July 2016)

ANOVA Test Groups		P-value (alpha = 0.05)	
Control Station	**Impact Stations**	**SS**	**Turbidity**
Flood Tide			
C1	IM1, IM2, IM3, IM4, IM5, IM6, IM7, IM8, SR3	0.07*	0.16
SR2	IM7, IM8, IM9, IM10, IM11, IM12, SR1A, SR3, SR4A, SR5A, SR6, SR8	0.89	0.58
Ebb Tide			
C1	SR4A, SR5A, SR6	0.42	0.87
C2	IM1, IM2, IM3, IM4, IM5, IM6, IM7, IM8, IM9, IM10, IM11, IM12, SR1A, SR2, SR3, SR7, SR8	0.11	0.73

Note: (*) excludes the highest and lowest values for SS at C1 during flood tide.

Statistical Analysis of Data Collected in August and September 2016

Statistical analysis using the same approach as mentioned above was conducted for the water quality monitoring data collected in August and September 2016. The refined ANOVA test results are presented in **Table 3.3**.

Table 3.3: Refined ANOVA Test Results (August and September 2016)

ANOVA Test Groups		P-value (alpha = 0.05)	
Control Station	**Impact Stations**	**SS**	**Turbidity**
Flood Tide			
C1	IM1, IM2, IM3, IM4, IM5, IM6, IM7, IM8, SR3	0.08*	0.13*
SR2	IM7, IM8, IM9, IM10, IM11, IM12, SR1A, SR3, SR4A, SR5A, SR6, SR8	0.38	0.08
Ebb Tide			
C1	SR4A, SR5A, SR6	0.54	0.64
C2	IM1, IM2, IM3, IM4, IM5, IM6, IM7, IM8, IM9, IM10, IM11, IM12, SR1A, SR2, SR3, SR7, SR8	0.46	0.83

Note: (*) excludes the highest and lowest values for SS and turbidity at C1 during flood tide.

As shown in **Table 3.3**, there is no significant difference between the control and impact stations.

Summary

In view of the aforementioned ANOVA test results, the final arrangement for the control and impact station groups under flood and ebb tide conditions are presented in **Table 3.4**.

Table 3.4: Final Arrangement of Control and Impact Stations

Control Station	Impact Stations
Flood Tide	
C1	IM1, IM2, IM3, IM4, IM5, IM6, IM7, IM8, SR3
SR2	IM7, IM8, IM9, IM10, IM11, IM12, SR1A, SR3, SR4A, SR5A, SR6, SR8
Ebb Tide	
C1	SR4A, SR5A, SR6
C2	IM1, IM2, IM3, IM4, IM5, IM6, IM7, IM8, IM9, IM10, IM11, IM12, SR1A, SR2, SR3, SR7, SR8

4 Event and Action Plan

4.1 Action and Limit Levels

The baseline water quality monitoring data collected in May, July, August and September 2016 was used to determine the Action and Limit levels, using the derivation criteria specified in the updated EM&A Manual.

The presence of any outliers was checked, whereby the range of depth-averaged data (except for dissolved oxygen which separates surface and middle level data from bottom level data) are compared and those that do not conform to the dataset range as a whole are removed. Using this approach, two notably high depth-averaged results for suspended solids were identified as outliers (as shown in **Appendix 3.1** and **Appendix 3.2**), and have been removed from the dataset used to determine Action and Limit levels.

Table 4.1: Action and Limit Levels for General Impact Water Quality Monitoring and Regular DCM Monitoring

Parameters	Action Level		Limit Level	
DO in mg/L (Surface, Middle & Bottom)	Surface and Middle 4.5 mg/L		Surface and Middle 4.1 mg/L 5 mg/L for Fish Culture Zone (SR7) only	
	Bottom 3.4 mg/L		Bottom 2.7 mg/L	
Suspended Solids (SS) in mg/L	23	or 120% of upstream control station at the same tide of the same day, whichever is higher	37	or 130% of upstream control station at the same tide of the same day, whichever is higher
Turbidity in NTU	22.6		36.1	
Total Alkalinity in ppm	95		99	
Representative Heavy Metals for early regular DCM monitoring (Chromium and Nickel)	Same as for intensive DCM monitoring		Same as for intensive DCM monitoring	
Representative Heavy Metals for regular DCM monitoring after completion of initial intensive DCM monitoring (to be determined taking into account the findings of the initial intensive DCM monitoring)				

Note:

1. For DO measurement, non-compliance occurs when monitoring result is lower than the limits.
2. For parameters other than DO, non-compliance of water quality results when monitoring results is higher than the limits.
3. Depth-averaged results are used unless specified otherwise.
4. The action and limit levels specified in this table does not apply to SR1A and SR8 (see **Section 4.2**).
5. Details of selection criteria for the two heavy metals for early regular DCM monitoring refer to the Detailed Plan on Deep Cement Mixing available on the dedicated 3RS website http://env.threerunwaysystem.com/en/ep-submissions.html)
6. The action and limit levels for the two representative heavy metals chosen will be the same as that for the intensive DCM monitoring

For intensive DCM monitoring, the Action and Limit levels to be adopted at the intensive DCM monitoring stations are presented in **Table 4.2**.

Table 4.2: Action and Limit Levels for Intensive DCM Monitoring

Parameters	Action Level		Limit Level	
Temperature in °C	1.8°C above the temperature recorded at representative control stations at the same tide of the same day		2°C above the temperature recorded at representative control stations at the same tide of the same day	
Total Alkalinity in ppm	95	or 120% of upstream control station at the same tide of the same day, whichever is higher	99	or 130% of upstream control station at the same tide of the same day, whichever is higher
Nutrient (mg/l)				
Ammonia (NH_3)	0.18		0.20	
Unionised ammonia (NH_3) (with 0.021 mg/L as the upper limit)	0.01		0.01	
Nitrite (NO_2)	0.12		0.13	
Nitrate (NO_3)	1.05		1.18	
TKN	0.6		0.7	
Total Phosphorus	0.06		0.07	
Reactive Phosphorus	0.04		0.04	
Heavy Metals (µg/l)				
Cadmium (Cd)	0.1		0.1	
Chromium (Cr)	0.2		0.2	
Copper (Cu)	1.9		5.1	
Nickel (Ni)	3.2		3.6	
Lead (Pb)	0.2		0.2	
Zinc (Zn)	6		8	
Arsenic (As)	3		4	
Silver (Ag)	0.1		0.1	
Mercury (Hg)	0.05		0.05	

Note:

1. Non-compliance of water quality results when monitoring results is higher than the limits.
2. Depth-averaged results are used unless specified otherwise.
3. For Cd, Cr, Pb, Ag and Hg, the percentile values are below detection limit, hence the Action and Limit levels represent detection limit.
4. Where the water quality results at control stations for individual parameters are below detection limit, the value of the detection limit will be adopted.

4.2 Action and Limit Levels for Seawater Intakes

According to the updated EM&A Manual, sensitive receiver stations representing seawater intakes for cooling are affected by SS only, and hence only the Action and Limit levels for SS parameter would be applicable. The Action and Limit levels at these intakes would be determined and agreed with the respective operators of the intakes prior to commencement of construction activities or commencement of operation of the seawater intake (whichever is later).

For the 3RS project, the status of the two seawater intakes for cooling (i.e. SR1 and SR8) at the time of preparation of this report are summarised below:

SR1 – to be constructed / commissioned. Programme of commissioning has been delayed (compared to original programme assumed at the time of approval of 3RS EIA report). Based on latest information from the project proponent of HKBCF, the earliest commissioning date for this intake is mid-2017. Operational tolerance for SS is subject to further liaison with the project proponent of HKBCF.

SR8 – in operation by AAHK. Appropriate Action and Limit levels have been proposed taking into account the operational tolerance of the intake and agreed with the operator and IEC.

The Action and Limit levels to be adopted for these seawater intakes are summarised in **Table 4.3**.

Table 4.3: Action and Limit Level for SR1 and SR8

SS (mg/l)	Action Level	Limit Level
SR1	To be determined prior to its commissioning	To be determined prior to its commissioning
SR8	52	60

For SR1, the Action and Limit levels to be adopted are subject to further liaison and agreement with the project proponent of HKBCF. Meanwhile, it is recognised that SR1 is yet to be commissioned, hence it is not yet an existing sensitive receiver and consequently, would not be impacted by the 3RS project before it is commissioned. Given these circumstances, there is no need for conducting impact monitoring at this SR1 location prior to its commissioning date.

Separately, the future permanent monitoring location of SR1 is subject to further confirmation once the exact location of SR1 is determined, taking into account the need for silt curtains to be deployed around this SR1 location as part of the mitigation measures for 3RS project.

Given the aforementioned issues and programme mismatch, the final details for SR1 including its monitoring location, commissioning date and Action and Limit levels will be submitted to EPD prior to commissioning of the seawater intake at SR1 and documented in the monthly EM&A Report.

For SR8, it is noted that silt curtains are to be deployed around this SR8 location as part of the mitigation measures for 3RS project, while the intake itself is located within the works boundary of the 3RS project and will need to be relocated during construction phase. As such, the impact monitoring location for SR8 will be subject to further changes. Where the monitoring location needs to be updated, the updated location shall be notified to IEC and EPD and documented in the monthly EM&A Report.

4.3 Event and Action Plan

For general impact water quality monitoring, should non-compliance of the water quality criteria occur, the Event and Action Plan as presented in **Table 4-4** shall be followed. For DCM monitoring, the Event and Action Plan shall follow the Detailed Plan on Deep Cement Mixing, which can be accessed from http://env.threerunwaysystem.com/en/ep-submissions.html. The Event and Action Plan for the initial intensive DCM monitoring presented in the Detailed Plan on Deep Cement Mixing submitted under EP condition 2.17 shall be followed during the initial intensive DCM monitoring stage.

Table 4-4: Event and Action Plan for General Impact Water Quality Monitoring

	Action			
Event	**ET**	**IEC**	**AAHK / PM**	**Contractor**
Action level being exceeded by one sampling day	1. Repeat in-situ measurement to confirm findings; 2. Identify reasons for non-compliance and sources of impact; 3. Inform IEC and Contractor; 4. Check monitoring data, all plant, equipment and Contractor's working methods; 5. Discuss mitigation measures with IEC and Contractor; 6. Repeat in-situ monitoring on the day after the exceedance.	1. Discuss with ET and Contractor on the mitigation measures; 2. Review proposals on mitigation measures submitted by Contractor and advise AAHK / PM accordingly; 3. Assess the effectiveness of the implemented mitigation measures.	1. Discuss with IEC on the proposed mitigation measures; 2. Make agreement on the mitigation measures to be implemented; 3. Assess the effectiveness of the implemented mitigation measures.	1. Inform AAHK / PM and confirm receipt of ET's notification of the non-compliance in writing; 2. Rectify unacceptable practice; 3. Check all plant and equipment; 4. Provide report of the status and condition of plant, equipment and mitigation measures to ET 5. Consider changes of working methods; 6. Discuss with ET and IEC and propose mitigation measures.
Action Level being exceeded by more than two consecutive sampling days	1. Repeat in-situ measurement to confirm findings; 2. Identify reasons for non-compliance and sources of impact; 3. Inform IEC and Contractor; 4. Check monitoring data, all plant, equipment and Contractor's working methods; 5. Discuss mitigation measures with IEC and Contractor; 6. Ensure mitigation measures are implemented; 7. Repeat in-situ monitoring on the day after the exceedance and prepare to increase the monitoring frequency to daily.	1. Discuss with ET and Contractor on the mitigation measures; 2. Review proposals on mitigation measures submitted by Contractor and advise AAHK / PM accordingly; 3. Assess the effectiveness of the implemented mitigation measures.	1. Discuss with IEC on the proposed mitigation measures; 2. Make agreement on the mitigation measures to be implemented; 3. Assess the effectiveness of the implemented mitigation measures.	1. Inform AAHK / PM and confirm receipt of ET's notification of the non-compliance in writing; 2. Rectify unacceptable practice; 3. Check all plant and equipment; 4. Provide report of the status and condition of plant, equipment and mitigation measures to ET 5. Consider changes of working methods; 6. Discuss with ET and IEC and propose mitigation measures to IEC and AAHK / PM within three working days; 7. Implement the agreed mitigation measures.

	Action			
Event	**ET**	**IEC**	**AAHK / PM**	**Contractor**
Limit Level being exceeded by one sampling day	1. Repeat in-situ measurement to confirm findings; 2. Identify reasons for non-compliance and sources of impact; 3. Inform IEC, Contractor and EPD; 4. Check monitoring data, all plant, equipment and Contractor's working methods; 5. Discuss mitigation measures with IEC, AAHK / PM and Contractor; 6. Ensure mitigation measures are implemented; 7. Repeat in-situ monitoring on the day after the exceedance and prepare to increase the monitoring frequency to daily	1. Discuss with ET and Contractor on the mitigation measures; 2. Review proposals on mitigation measures submitted by Contractor and advise AAHK / PM accordingly; 3. Assess the effectiveness of the implemented mitigation measures.	1. Discuss with IEC, ET and Contractor on the proposed mitigation measures; 2. Request Contractor to critically review the working methods; 3. Make agreement on the mitigation measures to be implemented; 4. Assess the effectiveness of the implemented mitigation measures.	1. Inform AAHK / PM and confirm receipt of ET's notification of the non-compliance in writing; 2. Rectify unacceptable practice; 3. Check all plant and equipment; 4. Provide report of the status and condition of plant, equipment and mitigation measures to ET 5. Consider changes of working methods; 6. Discuss with ET, IEC and AAHK / PM and propose mitigation measures to IEC and AAHK / PM within three working days; 7. Implement the agreed mitigation measures.
Limit Level being exceeded by more than one consecutive sampling days	1. Repeat in-situ measurement to confirm findings; 2. Identify reasons for non-compliance and sources of impact; 3. Inform IEC, Contractor and EPD; 4. Check monitoring data, all plant, equipment and Contractor's working methods; 5. Discuss mitigation measures with IEC, AAHK / PM and Contractor; 6. Ensure mitigation measures are implemented; 7. Increase the in-situ monitoring frequency to daily until no exceedance of limit level for two consecutive days.	1. Discuss with ET and Contractor on the mitigation measures; 2. Review proposals on mitigation measures submitted by Contractor and advise AAHK / PM accordingly; 3. Assess the effectiveness of the implemented mitigation measures.	1. Discuss with IEC, ET and Contractor on the proposed mitigation measures; 2. Request contractor to critically review the working methods; 3. Make agreement on the mitigation measures to be implemented; 4. Assess the effectiveness of the implemented mitigation measures; 5. Consider and instruct, if necessary, the Contractor to slow down or to stop all or part of the construction activities until no exceedance of limit level.	1. Inform AAHK / PM and confirm receipt of ET's notification of the non-compliance in writing; 2. Rectify unacceptable practice; 3. Check all plant and equipment; 4. Provide daily report of the status and condition of plant, equipment and mitigation measures to ET until no further exceedance; 5. Consider changes of working methods; 6. Discuss with ET, IEC and AAHK / PM and propose mitigation measures to IEC and AAHK / PM within three working days; 7. Implement the agreed mitigation measures; 8. As directed by AAHK / PM, to slow down or to stop all or part of the construction activities.

Note: Where the action level is the same as the limit level, the actions specified for limit level exceedances shall apply.

5 Revisions to Updated EM&A Manual

As part of the baseline water quality monitoring conducted for the 3RS project and its subsequent findings and recommendations, the following revisions to the Updated EM&A Manual are recommended.

Table 5.1: Recommended Revisions to Updated EM&A Manual

Relevant Section in Updated EM&A Manual	Original Requirement	Revisions Recommended
Section 5.1.3.14	Wet bulb calibration for a DO meter should be carried out before measurement at each monitoring location	Wet bulb calibration for a DO meter should be carried out before commencement of monitoring and after completion of all measurements each day
Table 5-2	Water Quality Monitoring Stations (construction and post construction phases)	Location of SR1 subject to finalisation after the HKBCF seawater intake is commissioned. The final location shall be documented in the monthly EM&A Report
		As SR1 is yet to be commissioned, no impact monitoring will be conducted at SR1 prior to its commissioning date. The final commissioning date, once determined, shall be documented in the monthly EM&A Report
		Alternative locations for SR4 and SR5 according to Table 2-3 of this Baseline Report
Table 5-4	Event and Action Plan for Water Quality	Supplementary and updated actions in the Event and Action Plan for Water Quality as per Table 4-4 of this Baseline Report

Aside from the revisions specified in **Table 5.1**, other revisions to the Updated EM&A Manual (e.g. due to other related 3RS submissions such as the Detailed Plan on Deep Cement Mixing) may also apply.

6 Conclusion

Baseline water quality monitoring was undertaken in May, July, August and September 2016 in accordance with the requirements set out in the EP and the updated EM&A Manual. All monitoring equipment used were properly calibrated and valid calibration certificates are included in this report.

To improve the baseline data to take into account potential variations within a year due to natural fluctuations of dissolved oxygen and also enhance the representativeness of other water quality monitoring parameters, the combined water quality data collected in May, July, August and September 2016 was adopted as the baseline dataset. The baseline water quality monitoring was carried out for three days per week at mid-flood and mid ebb tides, at a total of 23 water quality monitoring stations. The weather conditions were mainly fine and cloudy, and the sea conditions were mainly moderate throughout the baseline monitoring period. The results of baseline monitoring were provided in tables and graphical presentations in this report. As no marine construction works was conducted during the baseline water quality monitoring, the baseline water quality monitoring results obtained are considered to be appropriate for adoption as the baseline water quality dataset for the 3RS project. Where applicable, revisions to the Updated EM&A Manual are recommended.

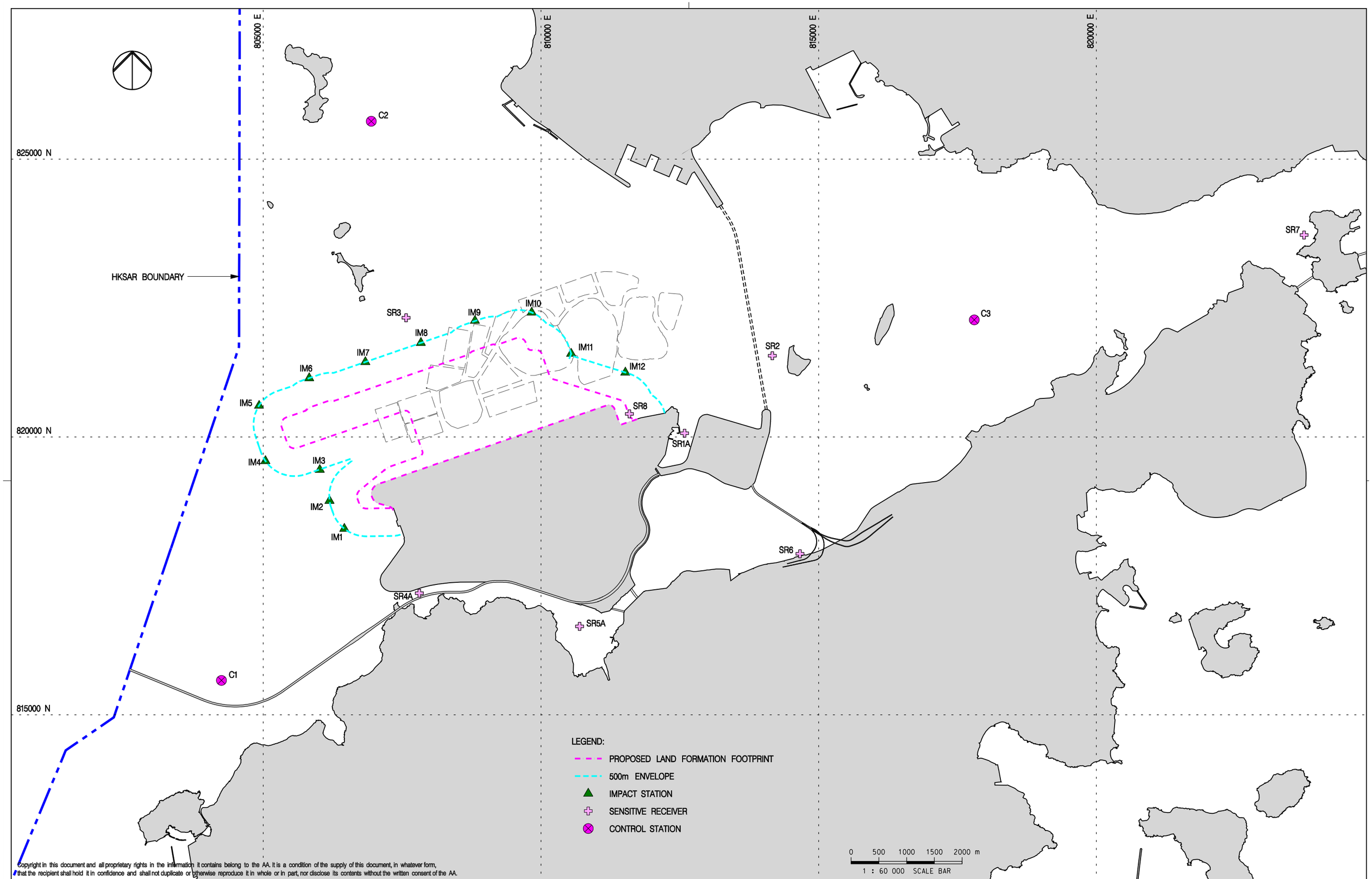

Copyright in this document and all proprietary rights in the information it contains belong to the AA. It is a condition of the supply of this document, in whatever form, that the recipient shall hold it in confidence and shall not duplicate or otherwise reproduce it in whole or in part, nor disclose its contents without the written consent of the AA.

Rev.	Date	Description	Checked
A	02DEC15	FIRST ISSUE	DC
B	04MAY16	GENERAL REVISION	RO
C	06JUN16	GENERAL REVISION	LC

香港國際機場 HONG KONG INTERNATIONAL AIRPORT

Airport Authority HKIA Tower, 1 Sky Plaza Road, Hong Kong International Airport, Lantau, Hong Kong
Tel : (852) 2188 7111 Fax : (852) 2824 0717

Mott MacDonald

Title

WATER QUALITY MONITORING STATION FOR BASELINE MONITORING

Consultant's Signatures for Approval		Date
Design	DC	06JUN16
Checkers	DC / TK	06JUN16
Approver	EC	06JUN16

EXPANSION OF HONG KONG INTERNATIONAL AIRPORT INTO A THREE-RUNWAY SYSTEM

Drawing No.

FIGURE 2.1

Scale at A3 1 : 60000

Rev. C

Filename: J:\355482\REPORT\ENV\EMA\160606\MCL-P132-EMA-5-002.dgn

Appendix 1.1. Construction Programme for Marine Works

Relevant construction activities highlighted in yellow box.

Appendix 2.1. Calibration Certificates

ALS Technichem (HK) Pty Ltd
11/F, Chung Shun Knitting Centre
1-3 Wing Yip Street
Kwai Chung, N.T., Hong Kong
T: +852 2610 1044
F: +852 2610 2021
www.alsglobal.com

REPORT OF EQUIPMENT PERFORMANCE CHECK/CALIBRATION

CONTACT:	MR IVAN LEUNG	**WORK ORDER:**	HK1612311
CLIENT:	ALS TECHNICHEM (HK) PTY LTD	**SUB-BATCH:**	0
ADDRESS:	11/F., CHUNG SHUN KNITTING CENTRE, 1-3 WING YIP STREET, KWAI CHUNG, N.T., HONG KONG	**LABORATORY:**	HONG KONG
		DATE RECEIVED:	31/03/2016
		DATE OF ISSUE:	06/04/2016

COMMENTS

The performance of the equipment stated in this report is checked with independent reference material and results compared against a calibrated secondary source.
The "Tolerance Limit" quoted is the acceptance criteria applicable for similar equipment used by the ALS Hong Kong laboratory or quoted from relevant international standards.
The "Next Calibration Date" is recommended according to best practice principals as practised by the ALS Hong Kong laboratory or quoted from relevant international standards.

Scope of Test:	Conductivity, Dissolved Oxygen, pH, Salinity, Turbidity and Temperature
Equipment Type:	Multifunctional Meter
Brand Name:	YSI
Model No.:	6920
Serial No.:	000109DF
Equipment No.:	--
Date of Calibration:	31 March, 2016

NOTES

This is the Final Report and supersedes any preliminary report with this batch number.
Results apply to sample(s) as submitted. All pages of this report have been checked and approved for release.

Mr. Fung Lim Chee, Richard
General Manager -
Greater China & Hong Kong

This report may not be reproduced except with prior written approval from ALS Technichem (HK) Pty Ltd.

RIGHT SOLUTIONS | RIGHT PARTNER

REPORT OF EQUIPMENT PERFORMANCE CHECK/CALIBRATION

Work Order: HK1612311
Sub-Batch: 0
Client: ALS TECHNICHEM (HK) PTY LTD
Date of Issue: 06/04/2016

Equipment Type: Multifunctional Meter
Brand Name: YSI
Model No.: 6920
Serial No.: 000109DF
Equipment No.: --
Date of Calibration: 31 March, 2016 Date of next Calibration: 30 June, 2016

Parameters:

Conductivity

Method Ref: APHA (21st edition), 2510B

Expected Reading (uS/cm)	Displayed Reading (uS/cm)	Tolerance (%)
146.9	141.9	-3.4
6667	6704	+0.6
12890	12956	+0.5
58670	58196	-0.8
	Tolerance Limit (%)	±10.0

Dissolved Oxygen

Method Ref: APHA (21st edition), 4500-O: G

Expected Reading (mg/L)	Displayed Reading (mg/L)	Tolerance (mg/L)
1.50	1.44	-0.06
5.02	4.96	-0.06
9.04	9.00	-0.04
	Tolerance Limit (mg/L)	±0.20

pH Value

Method Ref: APHA 21st Ed. 4500H:B

Expected Reading (pH Unit)	Displayed Reading (pH Unit)	Tolerance (pH unit)
4.0	4.05	+0.05
7.0	7.02	+0.02
10.0	9.98	-0.02
	Tolerance Limit (pH unit)	±0.20

Remark: "Displayed Reading" presents the figures shown on item under calibration / checking regardless of equipment precision or significant figures.

Mr. Fung Lim Chee, Richard
General Manager -
Greater China & Hong Kong

REPORT OF EQUIPMENT PERFORMANCE CHECK/CALIBRATION

Work Order: HK1612311
Sub-Batch: 0
Client: ALS TECHNICHEM (HK) PTY LTD
Date of Issue: 06/04/2016

Equipment Type: Multifunctional Meter
Brand Name: YSI
Model No.: 6920
Serial No.: 000109DF
Equipment No.: --
Date of Calibration: 31 March, 2016 Date of next Calibration: 30 June, 2016

Parameters:

Salinity

Method Ref: APHA (21st edition), 2520B

Expected Reading (ppt)	Displayed Reading (ppt)	Tolerance (%)
10	9.94	-0.6
20	19.78	-1.1
30	29.81	-0.6
	Tolerance Limit (%)	±10.0

Temperature

Method Ref: Section 6 of International Accreditation New Zealand Technical Guide No. 3 Second edition March 2008: Working Thermometer Calibration Procedure.

Expected Reading (°C)	Displayed Reading (°C)	Tolerance (°C)
13	13.1	+0.1
21	20.9	-0.1
31	30.6	-0.4
	Tolerance Limit (°C)	±2.0

Turbidity

Method Ref: APHA 21st Ed. 2130B

Expected Reading (NTU)	**Displayed Reading (NTU)**	**Tolerance (%)**
4	3.9	-2.5
40	39.4	-1.5
80	78.1	-2.4
400	386.5	-3.4
800	788.2	-1.5
	Tolerance Limit (%)	±10.0

Remark: "Displayed Reading" presents the figures shown on item under calibration / checking regardless of equipment precision or significant figures.

Mr. Fung Lim Chee, Richard
General Manager -
Greater China & Hong Kong

ALS Technichem (HK) Pty Ltd
11/F, Chung Shun Knitting Centre
1-3 Wing Yip Street
Kwai Chung, N.T., Hong Kong
T: +852 2610 1044
F: +852 2610 2021
www.alsglobal.com

REPORT OF EQUIPMENT PERFORMANCE CHECK/CALIBRATION

CONTACT:	MR THOMAS WONG	**WORK ORDER:**	HK1628802
CLIENT:	ENOVATIVE ENVIRONMENTAL SERVICE LTD	**SUB-BATCH:**	0
ADDRESS:	RM811, HIN PUI HOUSE, HIN KENG ESTATE, TAI WAI, N.T., HONG KONG	**LABORATORY:**	HONG KONG
		DATE RECEIVED:	16/07/2016
		DATE OF ISSUE:	25/07/2016

COMMENTS

The performance of the equipment stated in this report is checked with independent reference material and results compared against a calibrated secondary source.
The "Tolerance Limit" quoted is the acceptance criteria applicable for similar equipment used by the ALS Hong Kong laboratory or quoted from relevant international standards.
The "Next Calibration Date" is recommended according to best practice principals as practised by the ALS Hong Kong laboratory or quoted from relevant international standards.

Scope of Test:	Conductivity, Dissolved Oxygen, pH, Salinity, Temperature and Turbidity
Equipment Type:	Multifunctional Meter
Brand Name:	YSI
Model No.:	6920V2
Serial No.:	000109DF
Equipment No.:	--
Date of Calibration:	16 July, 2016

NOTES

This is the Final Report and supersedes any preliminary report with this batch number.
Results apply to sample(s) as submitted. All pages of this report have been checked and approved for release.

Mr. Fung Lim Chee, Richard
General Manager -
Greater China & Hong Kong

This report may not be reproduced except with prior written approval from ALS Technichem (HK) Pty Ltd.

RIGHT SOLUTIONS | RIGHT PARTNER

REPORT OF EQUIPMENT PERFORMANCE CHECK/CALIBRATION

Work Order: HK1628802
Sub-Batch: 0
Date of Issue: 25/07/2016
Client: ENOVATIVE ENVIRONMENTAL SERVICE LTD

Description: Multifunctional Meter
Brand Name: YSI
Model No.: 6920V2
Serial No.: 000109DF
Equipment No.: --
Date of Calibration: 16 July, 2016 Date of next Calibration: 16 October, 2016

Parameters:

Conductivity

Method Ref: APHA (21st edition), 2510B

Expected Reading (uS/cm)	Displayed Reading (uS/cm)	Tolerance (%)
146.9	146	-0.6
6667	6022	-9.7
12890	12910	+0.2
58670	56608	-3.5
	Tolerance Limit (%)	±10.0

Dissolved Oxygen

Method Ref: APHA (21st edition), 4500O: G

Expected Reading (mg/L)	Displayed Reading (mg/L)	Tolerance (mg/L)
2.30	2.43	+0.13
5.18	5.30	+0.12
7.41	7.52	+0.11
	Tolerance Limit (mg/L)	±0.20

pH Value

Method Ref: APHA 21st Ed. 4500H:B

Expected Reading (pH Unit)	Displayed Reading (pH Unit)	Tolerance (pH unit)
4.0	4.03	+0.03
7.0	7.09	+0.09
10.0	9.93	-0.07
	Tolerance Limit (pH unit)	±0.20

Salinity

Method Ref: APHA (21st edition), 2520B

Expected Reading (ppt)	Displayed Reading (ppt)	Tolerance (%)
0	0.00	--
10	10.01	+0.1
20	19.65	-1.8
30	28.38	-5.4
	Tolerance Limit (%)	±10.0

Remark: "Displayed Reading" presents the figures shown on item under calibration / checking regardless of equipment precision or significant figures.

Mr. Fung Lim Chee, Richard
General Manager -
Greater China & Hong Kong

REPORT OF EQUIPMENT PERFORMANCE CHECK/CALIBRATION

Work Order: HK1628802
Sub-Batch: 0
Date of Issue: 25/07/2016
Client: ENOVATIVE ENVIRONMENTAL SERVICE LTD

Description: Multifunctional Meter
Brand Name: YSI
Model No.: 6920V2
Serial No.: 000109DF
Equipment No.: --
Date of Calibration: 16 July, 2016 Date of next Calibration: 16 October, 2016

Parameters:

Temperature

Method Ref: Section 6 of International Accreditation New Zealand Technical Guide No. 3 Second edition March 2008: Working Thermometer Calibration Procedure.

Expected Reading (°C)	Displayed Reading (°C)	Tolerance (°C)
15.0	14.0	-1.0
25.5	24.5	-1.0
39.0	38.3	-0.7
	Tolerance Limit (°C)	±2.0

Turbidity

Method Ref: APHA (21st edition), 2130B

Expected Reading (NTU)	Displayed Reading (NTU)	Tolerance (%)
0	0.4	--
4	4.2	+5.0
40	41.6	+4.0
80	82.2	+2.8
400	411	+2.8
800	824	+3.0
	Tolerance Limit (%)	±10.0

Remark: "Displayed Reading" presents the figures shown on item under calibration / checking regardless of equipment precision or significant figures.

Mr. Fung Lim Chee, Richard
General Manager -
Greater China & Hong Kong

ALS Technichem (HK) Pty Ltd
11/F, Chung Shun Knitting Centre
1-3 Wing Yip Street
Kwai Chung, N.T., Hong Kong
T: +852 2610 1044
F: +852 2610 2021
www.alsglobal.com

REPORT OF EQUIPMENT PERFORMANCE CHECK/CALIBRATION

CONTACT:	MR THOMAS WONG	**WORK ORDER:**	HK1612309
CLIENT:	ENOVATIVE ENVIRONMENTAL SERVICE LTD	**SUB-BATCH:**	0
ADDRESS:	RM811, HIN PUI HOUSE, HIN KENG ESTATE, TAI WAI, N.T., HONG KONG	**LABORATORY:**	HONG KONG
		DATE RECEIVED:	31/03/2016
		DATE OF ISSUE:	06/04/2016

COMMENTS

The performance of the equipment stated in this report is checked with independent reference material and results compared against a calibrated secondary source.
The "Tolerance Limit" quoted is the acceptance criteria applicable for similar equipment used by the ALS Hong Kong laboratory or quoted from relevant international standards.
The "Next Calibration Date" is recommended according to best practice principals as practised by the ALS Hong Kong laboratory or quoted from relevant international standards.

Scope of Test:	Conductivity, Dissolved Oxygen, pH, Salinity, Temperature and Turbidity
Equipment Type:	Multifunctional Meter
Brand Name:	YSI
Model No.:	6920 V2
Serial No.:	00019CB2
Equipment No.:	--
Date of Calibration:	31 March, 2016

NOTES

This is the Final Report and supersedes any preliminary report with this batch number.
Results apply to sample(s) as submitted. All pages of this report have been checked and approved for release.

Mr. Fung Lim Chee, Richard
General Manager -
Greater China & Hong Kong

This report may not be reproduced except with prior written approval from ALS Technichem (HK) Pty Ltd.

RIGHT SOLUTIONS | RIGHT PARTNER

REPORT OF EQUIPMENT PERFORMANCE CHECK/CALIBRATION

Work Order: HK1612309
Sub-Batch: 0
Date of Issue: 06/04/2016
Client: ENOVATIVE ENVIRONMENTAL SERVICE LTD

Description: Multifunctional Meter
Brand Name: YSI
Model No.: 6920 V2
Serial No.: 00019CB2
Equipment No.: --
Date of Calibration: 31 March, 2016 Date of next Calibration: 30 June, 2016

Parameters:

Conductivity

Method Ref: APHA (21st edition), 2510B

Expected Reading (uS/cm)	Displayed Reading (uS/cm)	Tolerance (%)
146.9	149.2	+1.6
6667	6689	+0.3
12890	12920	+0.2
58670	58062	-1.0
	Tolerance Limit (%)	±10.0

Dissolved Oxygen

Method Ref: APHA (21st edition), 4500O: G

Expected Reading (mg/L)	Displayed Reading (mg/L)	Tolerance (mg/L)
1.50	1.54	+0.04
5.02	5.09	+0.07
9.04	8.96	-0.08
	Tolerance Limit (mg/L)	±0.20

pH Value

Method Ref: APHA 21st Ed. 4500H:B

Expected Reading (pH Unit)	Displayed Reading (pH Unit)	Tolerance (pH unit)
4.0	4.06	+0.06
7.0	7.06	+0.06
10.0	9.94	-0.06
	Tolerance Limit (pH unit)	±0.20

Salinity

Method Ref: APHA (21st edition), 2520B

Expected Reading (ppt)	Displayed Reading (ppt)	Tolerance (%)
10	9.92	-0.8
20	19.82	-0.9
30	29.88	-0.4
	Tolerance Limit (%)	±10.0

Remark: "Displayed Reading" presents the figures shown on item under calibration / checking regardless of equipment precision or significant figures.

Mr. Fung Lim Chee, Richard
General Manager -
Greater China & Hong Kong

REPORT OF EQUIPMENT PERFORMANCE CHECK/CALIBRATION

Work Order: HK1612309
Sub-Batch: 0
Date of Issue: 06/04/2016
Client: ENOVATIVE ENVIRONMENTAL SERVICE LTD

Description: Multifunctional Meter
Brand Name: YSI
Model No.: 6920 V2
Serial No.: 00019CB2
Equipment No.: --
Date of Calibration: 31 March, 2016 Date of next Calibration: 30 June, 2016

Parameters:

Temperature

Method Ref: Section 6 of International Accreditation New Zealand Technical Guide No. 3 Second edition March 2008: Working Thermometer Calibration Procedure.

Expected Reading (°C)	Displayed Reading (°C)	Tolerance (°C)
13	13.2	+0.2
21	21.1	+0.1
31	30.6	-0.4
	Tolerance Limit (°C)	±2.0

Turbidity

Method Ref: APHA (21st edition), 2130B

Expected Reading (NTU)	Displayed Reading (NTU)	Tolerance (%)
4	4.2	+5.0
40	40.5	+1.3
80	78.9	-1.4
400	384.1	-4.0
800	786.7	-1.7
	Tolerance Limit (%)	±10.0

Remark: "Displayed Reading" presents the figures shown on item under calibration / checking regardless of equipment precision or significant figures.

Mr. Fung Lim Chee, Richard
General Manager -
Greater China & Hong Kong

ALS Technichem (HK) Pty Ltd
11/F, Chung Shun Knitting Centre
1-3 Wing Yip Street
Kwai Chung, N.T., Hong Kong
T: +852 2610 1044
F: +852 2610 2021
www.alsglobal.com

REPORT OF EQUIPMENT PERFORMANCE CHECK/CALIBRATION

CONTACT:	MR THOMAS WONG	**WORK ORDER:**	HK1628798
CLIENT:	ENOVATIVE ENVIRONMENTAL SERVICE LTD	**SUB-BATCH:**	0
ADDRESS:	RM811, HIN PUI HOUSE, HIN KENG ESTATE, TAI WAI, N.T., HONG KONG	**LABORATORY:**	HONG KONG
		DATE RECEIVED:	16/07/2016
		DATE OF ISSUE:	25/07/2016

COMMENTS

The performance of the equipment stated in this report is checked with independent reference material and results compared against a calibrated secondary source.
The "Tolerance Limit" quoted is the acceptance criteria applicable for similar equipment used by the ALS Hong Kong laboratory or quoted from relevant international standards.
The "Next Calibration Date" is recommended according to best practice principals as practised by the ALS Hong Kong laboratory or quoted from relevant international standards.

Scope of Test:	Conductivity, Dissolved Oxygen, pH, Salinity, Temperature and Turbidity
Equipment Type:	Multifunctional Meter
Brand Name:	YSI
Model No.:	6920V2
Serial No.:	00019CB2
Equipment No.:	--
Date of Calibration:	16 July, 2016

NOTES

This is the Final Report and supersedes any preliminary report with this batch number.
Results apply to sample(s) as submitted. All pages of this report have been checked and approved for release.

Mr. Fung Lim Chee, Richard
General Manager -
Greater China & Hong Kong

This report may not be reproduced except with prior written approval from ALS Technichem (HK) Pty Ltd.

RIGHT SOLUTIONS | RIGHT PARTNER

REPORT OF EQUIPMENT PERFORMANCE CHECK/CALIBRATION

Work Order: HK1628798
Sub-Batch: 0
Date of Issue: 25/07/2016
Client: ENOVATIVE ENVIRONMENTAL SERVICE LTD

Description: Multifunctional Meter
Brand Name: YSI
Model No.: 6920V2
Serial No.: 00019CB2
Equipment No.: --
Date of Calibration: 16 July, 2016 Date of next Calibration: 16 October, 2016

Parameters:

Conductivity

Method Ref: APHA (21st edition), 2510B

Expected Reading (uS/cm)	Displayed Reading (uS/cm)	Tolerance (%)
146.9	147	+0.1
6667	6548	-1.8
12890	13168	+2.2
58670	57511	-2.0
	Tolerance Limit (%)	±10.0

Dissolved Oxygen

Method Ref: APHA (21st edition), 4500O: G

Expected Reading (mg/L)	Displayed Reading (mg/L)	Tolerance (mg/L)
2.30	2.44	+0.14
5.18	5.26	+0.08
7.41	7.51	+0.10
	Tolerance Limit (mg/L)	±0.20

pH Value

Method Ref: APHA 21st Ed. 4500H:B

Expected Reading (pH Unit)	Displayed Reading (pH Unit)	Tolerance (pH unit)
4.0	4.05	+0.05
7.0	7.03	+0.03
10.0	10.06	+0.06
	Tolerance Limit (pH unit)	±0.20

Salinity

Method Ref: APHA (21st edition), 2520B

Expected Reading (ppt)	Displayed Reading (ppt)	Tolerance (%)
0	0.01	--
10	9.92	-0.8
20	19.31	-3.5
30	27.95	-6.8
	Tolerance Limit (%)	±10.0

Remark: "Displayed Reading" presents the figures shown on item under calibration / checking regardless of equipment precision or significant figures.

Mr. Fung Lim Chee, Richard
General Manager -
Greater China & Hong Kong

REPORT OF EQUIPMENT PERFORMANCE CHECK/CALIBRATION

Work Order: HK1628798
Sub-Batch: 0
Date of Issue: 25/07/2016
Client: ENOVATIVE ENVIRONMENTAL SERVICE LTD

Description: Multifunctional Meter
Brand Name: YSI
Model No.: 6920V2
Serial No.: 00019CB2
Equipment No.: --
Date of Calibration: 16 July, 2016 Date of next Calibration: 16 October, 2016

Parameters:

Temperature

Method Ref: Section 6 of International Accreditation New Zealand Technical Guide No. 3 Second edition March 2008: Working Thermometer Calibration Procedure.

Expected Reading (°C)	Displayed Reading (°C)	Tolerance (°C)
13.5	13.9	+0.4
26.5	26.7	+0.2
37.0	37.3	+0.3
	Tolerance Limit (°C)	±2.0

Turbidity

Method Ref: APHA (21st edition), 2130B

Expected Reading (NTU)	Displayed Reading (NTU)	Tolerance (%)
0	0.4	--
4	4.2	+5.0
40	40.7	+1.8
80	81.6	+2.0
400	397	-0.8
800	807	+0.9
	Tolerance Limit (%)	±10.0

Remark: "Displayed Reading" presents the figures shown on item under calibration / checking regardless of equipment precision or significant figures.

Mr. Fung Lim Chee Richard
General Manager -
Greater China & Hong Kong

ALS Technichem (HK) Pty Ltd
11/F, Chung Shun Knitting Centre
1-3 Wing Yip Street
Kwai Chung, N.T., Hong Kong
T: +852 2610 1044
F: +852 2610 2021
www.alsglobal.com

REPORT OF EQUIPMENT PERFORMANCE CHECK/CALIBRATION

CONTACT:	MR THOMAS WONG	**WORK ORDER:**	HK1612385
CLIENT:	ENOVATIVE ENVIRONMENTAL SERVICE LTD	**SUB-BATCH:**	0
ADDRESS:	RM811, HIN PUI HOUSE, HIN KENG ESTATE, TAI WAI, N.T., HONG KONG	**LABORATORY:**	HONG KONG
		DATE RECEIVED:	30/03/2016
		DATE OF ISSUE:	12/04/2016

COMMENTS

The performance of the equipment stated in this report is checked with independent reference material and results compared against a calibrated secondary source.
The "Tolerance Limit" quoted is the acceptance criteria applicable for similar equipment used by the ALS Hong Kong laboratory or quoted from relevant international standards.

Scope of Test:	Volume
Description:	Digital Burette
Brand Name:	Titrette
Model No.:	Digital Burette 50ml Class A
Serial No.:	10N64701
Equipment No.:	--
Date of Calibration:	01 April, 2016

NOTES

This is the Final Report and supersedes any preliminary report with this batch number.
Results apply to sample(s) as submitted. All pages of this report have been checked and approved for release.

Mr. Fung Lim Chee, Richard
General Manager
Greater China & Hong Kong

This report may not be reproduced except with prior written approval from ALS Technichem (HK) Pty Ltd.

RIGHT SOLUTIONS | RIGHT PARTNER

REPORT OF EQUIPMENT PERFORMANCE CHECK/CALIBRATION

Work Order: HK1612385
Sub-Batch: 0
Date of Issue: 12/04/2016
Client: ENOVATIVE ENVIRONMENTAL SERVICE LTD

Description: Digital Burette
Brand Name: Titrette
Model No.: Digital Burette 50ml Class A
Serial No.: 10N64701
Equipment No.: --
Date of Calibration: 01 April, 2016

Parameters:

Volume **Method Reference: In House Method - Titrette and Digital Burette Testing Instuction (SOP) May 2014**

Trial	Nominal vol (ml)				
	5	10	25	35	50
	Weight (g)				
1	4.9703	9.9659	24.9114	34.8627	49.8305
2	4.9889	9.9596	24.9083	34.8780	49.8208
3	4.9726	9.9660	24.9039	34.8787	49.8232
4	4.9859	9.9623	24.9120	34.8706	49.8300
5	4.9820	9.9663	24.9064	34.8746	49.8278
6	4.9818	9.9570	24.9176	34.8787	49.8210
7	4.9806	9.9573	24.9094	34.8718	49.8197
8	4.9795	9.9608	24.9157	34.8728	49.8230
9	4.9829	9.9654	24.9229	34.8763	49.8281
10	4.9869	9.9634	24.9124	34.8743	49.8233
Average	4.9811	9.9624	24.9120	34.8739	49.8247
Standard deviation	0.0059	0.0036	0.0056	0.0048	0.0040
Calculate volume (mL)	4.9980	9.9963	24.9967	34.9925	49.9941
Error (%)	-0.04%	-0.04%	-0.01%	-0.02%	-0.01%
RSD (%)	0.12%	0.04%	0.02%	0.01%	0.01%

Acceptance Criteria:

Accuarcy (% Error)	< ± 1%	< ± 1%	< ± 0.5%	< ± 0.5%	< ± 0.5%
Precision (%RSD)	<1%	<1%	<1%	<1%	<1%

Mr. Fung Lim Chee, Richard
General Manager -
Greater China & Hong Kong

ALS Technichem (HK) Pty Ltd
11/F, Chung Shun Knitting Centre
1-3 Wing Yip Street
Kwai Chung, N.T., Hong Kong
T: +852 2610 1044
F: +852 2610 2021
www.alsglobal.com

REPORT OF EQUIPMENT PERFORMANCE CHECK/CALIBRATION

CONTACT:	MR THOMAS WONG	**WORK ORDER:**	HK1628456
CLIENT:	ENOVATIVE ENVIRONMENTAL SERVICE LTD	**SUB-BATCH:**	0
ADDRESS:	RM811, HIN PUI HOUSE, HIN KENG ESTATE, TAI WAI, N.T., HONG KONG	**LABORATORY:**	HONG KONG
		DATE RECEIVED:	14/07/2016
		DATE OF ISSUE:	18/07/2016

COMMENTS

The performance of the equipment stated in this report is checked with independent reference material and results compared against a calibrated secondary source.
The "Tolerance Limit" quoted is the acceptance criteria applicable for similar equipment used by the ALS Hong Kong laboratory or quoted from relevant international standards.

Scope of Test:	Volume
Description:	Digital Burette
Brand Name:	Titrette
Model No.:	Digital Burette 50ml Class A
Serial No.:	10N64701
Equipment No.:	--
Date of Calibration:	15 July, 2016

NOTES

This is the Final Report and supersedes any preliminary report with this batch number.
Results apply to sample(s) as submitted. All pages of this report have been checked and approved for release.

PP

Mr. Fung Lim Chee, Richard
General Manager -
Greater China & Hong Kong

This report may not be reproduced except with prior written approval from ALS Technichem (HK) Pty Ltd.

REPORT OF EQUIPMENT PERFORMANCE CHECK/CALIBRATION

Work Order: HK1628456
Sub-Batch: 0
Date of Issue: 18/07/2016
Client: ENOVATIVE ENVIRONMENTAL SERVICE LTD

Description: Digital Burette
Brand Name: Titrette
Model No.: Digital Burette 50ml Class A
Serial No.: 10N64701
Equipment No.: --
Date of Calibration: 15 July, 2016

Parameters:

Volume **Method Reference: In House Method - Titrette and Digital Burette Testing Instuction (SOP) May 2014**

Trial	Nominal vol (ml) (at interval)				
	3 (1-4)	3 (16-19)	3 (23-26)	3 (34-37)	3 (42-45)
	Weight (g)				
1	2.9903	2.9954	2.9877	2.9800	2.9874
2	2.9888	2.9865	2.9899	2.9852	2.9855
3	2.9787	2.9873	2.9853	2.9844	2.9853
4	2.9929	2.9873	2.9895	2.9893	2.9881
5	2.9763	2.9872	2.9884	2.9824	2.9813
6	2.9929	2.9870	2.9857	2.9761	2.9812
7	2.9900	2.9887	2.9856	2.9854	2.9867
8	2.9894	2.9889	2.9880	2.9824	2.9899
9	2.9876	2.9893	2.9835	2.9882	2.9936
10	2.9899	2.9880	2.9918	2.9787	2.9789
Average	2.9877	2.9886	2.9875	2.9832	2.9858
Standard deviation	0.0056	0.0026	0.0025	0.0041	0.0044
Calculate volume (mL)	2.9975	2.9984	2.9974	2.9931	2.9956
Error (%)	-0.08%	-0.05%	-0.09%	-0.23%	-0.15%
RSD (%)	0.19%	0.09%	0.08%	0.14%	0.15%

Acceptance Criteria:

Accuarcy (% Error)	< ± 1%	< ± 1%	< ± 1%	< ± 1%	< ± 1%
Precision (%RSD)	<1%	<1%	<1%	<1%	<1%

pp

Mr. Fung Lim Chee, Richard
General Manager -
Greater China & Hong Kong

ALS Technichem (HK) Pty Ltd
11/F, Chung Shun Knitting Centre
1-3 Wing Yip Street
Kwai Chung, N.T., Hong Kong
T: +852 2610 1044
F: +852 2610 2021
www.alsglobal.com

REPORT OF EQUIPMENT PERFORMANCE CHECK/CALIBRATION

CONTACT:	MR THOMAS WONG	**WORK ORDER:**	HK1612384
CLIENT:	ENOVATIVE ENVIRONMENTAL SERVICE LTD	**SUB-BATCH:**	0
ADDRESS:	RM811, HIN PUI HOUSE, HIN KENG ESTATE, TAI WAI, N.T., HONG KONG	**LABORATORY:**	HONG KONG
		DATE RECEIVED:	30/03/2016
		DATE OF ISSUE:	12/04/2016

COMMENTS

The performance of the equipment stated in this report is checked with independent reference material and results compared against a calibrated secondary source.
The "Tolerance Limit" quoted is the acceptance criteria applicable for similar equipment used by the ALS Hong Kong laboratory or quoted from relevant international standards.

Scope of Test:	Volume
Description:	Digital Burette
Brand Name:	Titrette
Model No.:	Digital Burette 50ml Class A
Serial No.:	10N60623
Equipment No.:	--
Date of Calibration:	01 April, 2016

NOTES

This is the Final Report and supersedes any preliminary report with this batch number.
Results apply to sample(s) as submitted. All pages of this report have been checked and approved for release.

Mr. Fung Lim Chee Richard
General Manager -
Greater China & Hong Kong

This report may not be reproduced except with prior written approval from ALS Technichem (HK) Pty Ltd.

RIGHT SOLUTIONS | RIGHT PARTNER

REPORT OF EQUIPMENT PERFORMANCE CHECK/CALIBRATION

Work Order: HK1612384
Sub-Batch: 0
Date of Issue: 12/04/2016
Client: ENOVATIVE ENVIRONMENTAL SERVICE LTD

Description: Digital Burette
Brand Name: Titrette
Model No.: Digital Burette 50ml Class A
Serial No.: 10N60623
Equipment No.: --
Date of Calibration: 01 April, 2016

Parameters:

Volume **Method Reference: In House Method - Titrette and Digital Burette Testing Instuction (SOP) May 2014**

Trial	Nominal vol (ml)				
	5	10	25	35	50
	Weight (g)				
1	4.9721	9.9553	24.9020	34.8598	49.8184
2	4.9668	9.9518	24.9013	34.8754	49.8262
3	4.9697	9.9544	24.9056	34.8677	49.8176
4	4.9719	9.9590	24.8995	34.8698	49.8224
5	4.9689	9.9626	24.9018	34.8675	49.8302
6	4.9640	9.9495	24.9042	34.8728	49.8287
7	4.9675	9.9625	24.9119	34.8670	49.8216
8	4.9670	9.9510	24.9116	34.8659	49.8222
9	4.9746	9.9539	24.9102	34.8765	49.8284
10	4.9733	9.9535	24.9041	34.8701	49.8252
Average	4.9696	9.9554	24.9052	34.8693	49.8241
Standard deviation	0.0034	0.0046	0.0045	0.0049	0.0043
Calculate volume (mL)	4.9865	9.9892	24.9899	34.9879	49.9935
Error (%)	-0.27%	-0.11%	-0.04%	-0.03%	-0.01%
RSD (%)	0.07%	0.05%	0.02%	0.01%	0.01%

Acceptance Criteria:

Accuarcy (% Error)	< ± 1%	< ± 1%	< ± 0.5%	< ± 0.5%	< ± 0.5%
Precision (%RSD)	<1%	<1%	<1%	<1%	<1%

Mr. Fung Lim Chee, Richard
General Manager -
Greater China & Hong Kong

ALS Technichem (HK) Pty Ltd
11/F, Chung Shun Knitting Centre
1-3 Wing Yip Street
Kwai Chung, N.T., Hong Kong
T: +852 2610 1044
F: +852 2610 2021
www.alsglobal.com

REPORT OF EQUIPMENT PERFORMANCE CHECK/CALIBRATION

CONTACT:	MR THOMAS WONG	**WORK ORDER:**	HK1628461
CLIENT:	ENOVATIVE ENVIRONMENTAL SERVICE LTD	**SUB-BATCH:**	0
ADDRESS:	RM811, HIN PUI HOUSE, HIN KENG ESTATE, TAI WAI, N.T., HONG KONG	**LABORATORY:**	HONG KONG
		DATE RECEIVED:	14/07/2016
		DATE OF ISSUE:	18/07/2016

COMMENTS

The performance of the equipment stated in this report is checked with independent reference material and results compared against a calibrated secondary source.
The "Tolerance Limit" quoted is the acceptance criteria applicable for similar equipment used by the ALS Hong Kong laboratory or quoted from relevant international standards.

Scope of Test:	Volume
Description:	Digital Burette
Brand Name:	Titrette
Model No.:	Digital Burette 50ml Class A
Serial No.:	10N60623
Equipment No.:	--
Date of Calibration:	15 July, 2016

NOTES

This is the Final Report and supersedes any preliminary report with this batch number.
Results apply to sample(s) as submitted. All pages of this report have been checked and approved for release.

PP

Mr. Fung Lim Chee, Richard
General Manager -
Greater China & Hong Kong

This report may not be reproduced except with prior written approval from ALS Technichem (HK) Pty Ltd.

REPORT OF EQUIPMENT PERFORMANCE CHECK/CALIBRATION

Work Order: HK1628461
Sub-Batch: 0
Date of Issue: 18/07/2016
Client: ENOVATIVE ENVIRONMENTAL SERVICE LTD

Description: Digital Burette
Brand Name: Titrette
Model No.: Digital Burette 50ml Class A
Serial No.: 10N60623
Equipment No.: --
Date of Calibration: 15 July, 2016

Parameters:

Volume **Method Reference: In House Method - Titrette and Digital Burette Testing Instuction (SOP) May 2014**

Trial	Nominal vol (ml) (at interval)				
	3 (4-7)	3 (12-15)	3 (25-28)	3 (32-35)	3 (46-49)
	Weight (g)				
1	2.9862	2.9787	2.9784	2.9805	2.9807
2	2.9795	2.9827	2.9814	2.9823	2.9741
3	2.9832	2.9844	2.9778	2.9864	2.9832
4	2.9865	2.9859	2.9831	2.9855	2.9865
5	2.9837	2.9980	2.9795	2.9859	2.9845
6	2.9833	2.9872	2.9819	2.9897	2.9773
7	2.9826	2.9840	2.9859	2.9893	2.9826
8	2.9826	2.9868	2.9761	2.9869	2.9809
9	2.9842	2.9909	2.9817	2.9900	2.9867
10	2.9839	2.9884	2.9875	2.9900	2.9866
Average	2.9836	2.9867	2.9813	2.9867	2.9823
Standard deviation	0.0020	0.0052	0.0036	0.0033	0.0042
Calculate volume (mL)	2.9934	2.9966	2.9912	2.9965	2.9922
Error (%)	-0.22%	-0.11%	-0.29%	-0.12%	-0.26%
RSD (%)	0.07%	0.17%	0.12%	0.11%	0.14%

Acceptance Criteria:

Accuarcy (% Error)	< ± 1%	< ± 1%	< ± 1%	< ± 1%	< ± 1%
Precision (%RSD)	<1%	<1%	<1%	<1%	<1%

pp

Mr. Fung Lim Chee, Richard
General Manager -
Greater China & Hong Kong

ALS Technichem (HK) Pty Ltd
11/F, Chung Shun Knitting Centre
1-3 Wing Yip Street
Kwai Chung, N.T., Hong Kong
T: +852 2610 1044
F: +852 2610 2021
www.alsglobal.com

REPORT OF EQUIPMENT PERFORMANCE CHECK/CALIBRATION

CONTACT:	MR THOMAS WONG	**WORK ORDER:**	HK1628802
CLIENT:	ENOVATIVE ENVIRONMENTAL SERVICE LTD	**SUB-BATCH:**	0
ADDRESS:	RM811, HIN PUI HOUSE, HIN KENG ESTATE, TAI WAI, N.T., HONG KONG	**LABORATORY:**	HONG KONG
		DATE RECEIVED:	16/07/2016
		DATE OF ISSUE:	25/07/2016

COMMENTS

The performance of the equipment stated in this report is checked with independent reference material and results compared against a calibrated secondary source.
The "Tolerance Limit" quoted is the acceptance criteria applicable for similar equipment used by the ALS Hong Kong laboratory or quoted from relevant international standards.
The "Next Calibration Date" is recommended according to best practice principals as practised by the ALS Hong Kong laboratory or quoted from relevant international standards.

Scope of Test:	Conductivity, Dissolved Oxygen, pH, Salinity, Temperature and Turbidity
Equipment Type:	Multifunctional Meter
Brand Name:	YSI
Model No.:	6920V2
Serial No.:	000109DF
Equipment No.:	--
Date of Calibration:	16 July, 2016

NOTES

This is the Final Report and supersedes any preliminary report with this batch number.
Results apply to sample(s) as submitted. All pages of this report have been checked and approved for release.

Mr. Fung Lim Chee, Richard
General Manager -
Greater China & Hong Kong

This report may not be reproduced except with prior written approval from ALS Technichem (HK) Pty Ltd.

RIGHT SOLUTIONS | RIGHT PARTNER

REPORT OF EQUIPMENT PERFORMANCE CHECK/CALIBRATION

Work Order: HK1628802
Sub-Batch: 0
Date of Issue: 25/07/2016
Client: ENOVATIVE ENVIRONMENTAL SERVICE LTD

Description: Multifunctional Meter
Brand Name: YSI
Model No.: 6920V2
Serial No.: 000109DF
Equipment No.: --
Date of Calibration: 16 July, 2016 Date of next Calibration: 16 October, 2016

Parameters:

Conductivity

Method Ref: APHA (21st edition), 2510B

Expected Reading (uS/cm)	Displayed Reading (uS/cm)	Tolerance (%)
146.9	146	-0.6
6667	6022	-9.7
12890	12910	+0.2
58670	56608	-3.5
	Tolerance Limit (%)	±10.0

Dissolved Oxygen

Method Ref: APHA (21st edition), 4500O: G

Expected Reading (mg/L)	Displayed Reading (mg/L)	Tolerance (mg/L)
2.30	2.43	+0.13
5.18	5.30	+0.12
7.41	7.52	+0.11
	Tolerance Limit (mg/L)	±0.20

pH Value

Method Ref: APHA 21st Ed. 4500H:B

Expected Reading (pH Unit)	Displayed Reading (pH Unit)	Tolerance (pH unit)
4.0	4.03	+0.03
7.0	7.09	+0.09
10.0	9.93	-0.07
	Tolerance Limit (pH unit)	±0.20

Salinity

Method Ref: APHA (21st edition), 2520B

Expected Reading (ppt)	Displayed Reading (ppt)	Tolerance (%)
0	0.00	--
10	10.01	+0.1
20	19.65	-1.8
30	28.38	-5.4
	Tolerance Limit (%)	±10.0

Remark: "Displayed Reading" presents the figures shown on item under calibration / checking regardless of equipment precision or significant figures.

Mr. Fung Lim Chee, Richard
General Manager -
Greater China & Hong Kong

REPORT OF EQUIPMENT PERFORMANCE CHECK/CALIBRATION

Work Order: HK1628802
Sub-Batch: 0
Date of Issue: 25/07/2016
Client: ENOVATIVE ENVIRONMENTAL SERVICE LTD

Description: Multifunctional Meter
Brand Name: YSI
Model No.: 6920V2
Serial No.: 000109DF
Equipment No.: --
Date of Calibration: 16 July, 2016 Date of next Calibration: 16 October, 2016

Parameters:

Temperature

Method Ref: Section 6 of International Accreditation New Zealand Technical Guide No. 3 Second edition March 2008: Working Thermometer Calibration Procedure.

Expected Reading (°C)	Displayed Reading (°C)	Tolerance (°C)
15.0	14.0	-1.0
25.5	24.5	-1.0
39.0	38.3	-0.7
	Tolerance Limit (°C)	±2.0

Turbidity

Method Ref: APHA (21st edition), 2130B

Expected Reading (NTU)	Displayed Reading (NTU)	Tolerance (%)
0	0.4	--
4	4.2	+5.0
40	41.6	+4.0
80	82.2	+2.8
400	411	+2.8
800	824	+3.0
	Tolerance Limit (%)	±10.0

Remark: "Displayed Reading" presents the figures shown on item under calibration / checking regardless of equipment precision or significant figures.

Mr. Fung Lim Chee, Richard
General Manager -
Greater China & Hong Kong

ALS Technichem (HK) Pty Ltd
11/F, Chung Shun Knitting Centre
1-3 Wing Yip Street
Kwai Chung, N.T., Hong Kong
T: +852 2610 1044
F: +852 2610 2021
www.alsglobal.com

REPORT OF EQUIPMENT PERFORMANCE CHECK/CALIBRATION

CONTACT:	MR THOMAS WONG	**WORK ORDER:**	HK1628798
CLIENT:	ENOVATIVE ENVIRONMENTAL SERVICE LTD	**SUB-BATCH:**	0
ADDRESS:	RM811, HIN PUI HOUSE, HIN KENG ESTATE, TAI WAI, N.T., HONG KONG	**LABORATORY:**	HONG KONG
		DATE RECEIVED:	16/07/2016
		DATE OF ISSUE:	25/07/2016

COMMENTS

The performance of the equipment stated in this report is checked with independent reference material and results compared against a calibrated secondary source.
The "Tolerance Limit" quoted is the acceptance criteria applicable for similar equipment used by the ALS Hong Kong laboratory or quoted from relevant international standards.
The "Next Calibration Date" is recommended according to best practice principals as practised by the ALS Hong Kong laboratory or quoted from relevant international standards.

Scope of Test:	Conductivity, Dissolved Oxygen, pH, Salinity, Temperature and Turbidity
Equipment Type:	Multifunctional Meter
Brand Name:	YSI
Model No.:	6920V2
Serial No.:	00019CB2
Equipment No.:	--
Date of Calibration:	16 July, 2016

NOTES

This is the Final Report and supersedes any preliminary report with this batch number.
Results apply to sample(s) as submitted. All pages of this report have been checked and approved for release.

Mr. Fung Lim Chee, Richard
General Manager -
Greater China & Hong Kong

This report may not be reproduced except with prior written approval from ALS Technichem (HK) Pty Ltd.

RIGHT SOLUTIONS | RIGHT PARTNER

REPORT OF EQUIPMENT PERFORMANCE CHECK/CALIBRATION

Work Order: HK1628798
Sub-Batch: 0
Date of Issue: 25/07/2016
Client: ENOVATIVE ENVIRONMENTAL SERVICE LTD

Description: Multifunctional Meter
Brand Name: YSI
Model No.: 6920V2
Serial No.: 00019CB2
Equipment No.: --
Date of Calibration: 16 July, 2016 Date of next Calibration: 16 October, 2016

Parameters:

Conductivity

Method Ref: APHA (21st edition), 2510B

Expected Reading (uS/cm)	Displayed Reading (uS/cm)	Tolerance (%)
146.9	147	+0.1
6667	6548	-1.8
12890	13168	+2.2
58670	57511	-2.0
	Tolerance Limit (%)	±10.0

Dissolved Oxygen

Method Ref: APHA (21st edition), 4500O: G

Expected Reading (mg/L)	Displayed Reading (mg/L)	Tolerance (mg/L)
2.30	2.44	+0.14
5.18	5.26	+0.08
7.41	7.51	+0.10
	Tolerance Limit (mg/L)	±0.20

pH Value

Method Ref: APHA 21st Ed. 4500H:B

Expected Reading (pH Unit)	Displayed Reading (pH Unit)	Tolerance (pH unit)
4.0	4.05	+0.05
7.0	7.03	+0.03
10.0	10.06	+0.06
	Tolerance Limit (pH unit)	±0.20

Salinity

Method Ref: APHA (21st edition), 2520B

Expected Reading (ppt)	Displayed Reading (ppt)	Tolerance (%)
0	0.01	--
10	9.92	-0.8
20	19.31	-3.5
30	27.95	-6.8
	Tolerance Limit (%)	±10.0

Remark: "Displayed Reading" presents the figures shown on item under calibration / checking regardless of equipment precision or significant figures.

Mr. Fung Lim Chee, Richard
General Manager -
Greater China & Hong Kong

REPORT OF EQUIPMENT PERFORMANCE CHECK/CALIBRATION

Work Order: HK1628798
Sub-Batch: 0
Date of Issue: 25/07/2016
Client: ENOVATIVE ENVIRONMENTAL SERVICE LTD

Description: Multifunctional Meter
Brand Name: YSI
Model No.: 6920V2
Serial No.: 00019CB2
Equipment No.: --
Date of Calibration: 16 July, 2016 Date of next Calibration: 16 October, 2016

Parameters:

Temperature

Method Ref: Section 6 of International Accreditation New Zealand Technical Guide No. 3 Second edition March 2008: Working Thermometer Calibration Procedure.

Expected Reading (°C)	Displayed Reading (°C)	Tolerance (°C)
13.5	13.9	+0.4
26.5	26.7	+0.2
37.0	37.3	+0.3
	Tolerance Limit (°C)	±2.0

Turbidity

Method Ref: APHA (21st edition), 2130B

Expected Reading (NTU)	Displayed Reading (NTU)	Tolerance (%)
0	0.4	--
4	4.2	+5.0
40	40.7	+1.8
80	81.6	+2.0
400	397	-0.8
800	807	+0.9
	Tolerance Limit (%)	±10.0

Remark: "Displayed Reading" presents the figures shown on item under calibration / checking regardless of equipment precision or significant figures.

Mr. Fung Lim Chee Richard
General Manager -
Greater China & Hong Kong

ALS Technichem (HK) Pty Ltd
11/F, Chung Shun Knitting Centre
1-3 Wing Yip Street
Kwai Chung, N.T., Hong Kong
T: +852 2610 1044
F: +852 2610 2021
www.alsglobal.com

REPORT OF EQUIPMENT PERFORMANCE CHECK/CALIBRATION

CONTACT:	MR THOMAS WONG	**WORK ORDER:**	HK1628456
CLIENT:	ENOVATIVE ENVIRONMENTAL SERVICE LTD	**SUB-BATCH:**	0
ADDRESS:	RM811, HIN PUI HOUSE, HIN KENG ESTATE, TAI WAI, N.T., HONG KONG	**LABORATORY:**	HONG KONG
		DATE RECEIVED:	14/07/2016
		DATE OF ISSUE:	18/07/2016

COMMENTS

The performance of the equipment stated in this report is checked with independent reference material and results compared against a calibrated secondary source.
The "Tolerance Limit" quoted is the acceptance criteria applicable for similar equipment used by the ALS Hong Kong laboratory or quoted from relevant international standards.

Scope of Test:	Volume
Description:	Digital Burette
Brand Name:	Titrette
Model No.:	Digital Burette 50ml Class A
Serial No.:	10N64701
Equipment No.:	--
Date of Calibration:	15 July, 2016

NOTES

This is the Final Report and supersedes any preliminary report with this batch number.
Results apply to sample(s) as submitted. All pages of this report have been checked and approved for release.

PP

Mr. Fung Lim Chee, Richard
General Manager -
Greater China & Hong Kong

This report may not be reproduced except with prior written approval from ALS Technichem (HK) Pty Ltd.

REPORT OF EQUIPMENT PERFORMANCE CHECK/CALIBRATION

Work Order: HK1628456
Sub-Batch: 0
Date of Issue: 18/07/2016
Client: ENOVATIVE ENVIRONMENTAL SERVICE LTD

Description: Digital Burette
Brand Name: Titrette
Model No.: Digital Burette 50ml Class A
Serial No.: 10N64701
Equipment No.: --
Date of Calibration: 15 July, 2016

Parameters:

Volume **Method Reference: In House Method - Titrette and Digital Burette Testing Instuction (SOP) May 2014**

Trial	Nominal vol (ml) (at interval)				
	3 (1-4)	3 (16-19)	3 (23-26)	3 (34-37)	3 (42-45)
	Weight (g)				
1	2.9903	2.9954	2.9877	2.9800	2.9874
2	2.9888	2.9865	2.9899	2.9852	2.9855
3	2.9787	2.9873	2.9853	2.9844	2.9853
4	2.9929	2.9873	2.9895	2.9893	2.9881
5	2.9763	2.9872	2.9884	2.9824	2.9813
6	2.9929	2.9870	2.9857	2.9761	2.9812
7	2.9900	2.9887	2.9856	2.9854	2.9867
8	2.9894	2.9889	2.9880	2.9824	2.9899
9	2.9876	2.9893	2.9835	2.9882	2.9936
10	2.9899	2.9880	2.9918	2.9787	2.9789
Average	2.9877	2.9886	2.9875	2.9832	2.9858
Standard deviation	0.0056	0.0026	0.0025	0.0041	0.0044
Calculate volume (mL)	2.9975	2.9984	2.9974	2.9931	2.9956
Error (%)	-0.08%	-0.05%	-0.09%	-0.23%	-0.15%
RSD (%)	0.19%	0.09%	0.08%	0.14%	0.15%

Acceptance Criteria:

Accuarcy (% Error)	< ± 1%	< ± 1%	< ± 1%	< ± 1%	< ± 1%
Precision (%RSD)	<1%	<1%	<1%	<1%	<1%

pp

Mr. Fung Lim Chee, Richard
General Manager -
Greater China & Hong Kong

ALS Technichem (HK) Pty Ltd
11/F, Chung Shun Knitting Centre
1-3 Wing Yip Street
Kwai Chung, N.T., Hong Kong
T: +852 2610 1044
F: +852 2610 2021
www.alsglobal.com

REPORT OF EQUIPMENT PERFORMANCE CHECK/CALIBRATION

CONTACT:	MR THOMAS WONG	**WORK ORDER:**	HK1628461
CLIENT:	ENOVATIVE ENVIRONMENTAL SERVICE LTD	**SUB-BATCH:**	0
ADDRESS:	RM811, HIN PUI HOUSE, HIN KENG ESTATE, TAI WAI, N.T., HONG KONG	**LABORATORY:**	HONG KONG
		DATE RECEIVED:	14/07/2016
		DATE OF ISSUE:	18/07/2016

COMMENTS

The performance of the equipment stated in this report is checked with independent reference material and results compared against a calibrated secondary source.
The "Tolerance Limit" quoted is the acceptance criteria applicable for similar equipment used by the ALS Hong Kong laboratory or quoted from relevant international standards.

Scope of Test:	Volume
Description:	Digital Burette
Brand Name:	Titrette
Model No.:	Digital Burette 50ml Class A
Serial No.:	10N60623
Equipment No.:	--
Date of Calibration:	15 July, 2016

NOTES

This is the Final Report and supersedes any preliminary report with this batch number.
Results apply to sample(s) as submitted. All pages of this report have been checked and approved for release.

PP

Mr. Fung Lim Chee, Richard
General Manager -
Greater China & Hong Kong

This report may not be reproduced except with prior written approval from ALS Technichem (HK) Pty Ltd.

REPORT OF EQUIPMENT PERFORMANCE CHECK/CALIBRATION

Work Order: HK1628461
Sub-Batch: 0
Date of Issue: 18/07/2016
Client: ENOVATIVE ENVIRONMENTAL SERVICE LTD

Description: Digital Burette
Brand Name: Titrette
Model No.: Digital Burette 50ml Class A
Serial No.: 10N60623
Equipment No.: --
Date of Calibration: 15 July, 2016

Parameters:

Volume **Method Reference: In House Method - Titrette and Digital Burette Testing Instuction (SOP) May 2014**

Trial	Nominal vol (ml) (at interval)				
	3 (4-7)	3 (12-15)	3 (25-28)	3 (32-35)	3 (46-49)
	Weight (g)				
1	2.9862	2.9787	2.9784	2.9805	2.9807
2	2.9795	2.9827	2.9814	2.9823	2.9741
3	2.9832	2.9844	2.9778	2.9864	2.9832
4	2.9865	2.9859	2.9831	2.9855	2.9865
5	2.9837	2.9980	2.9795	2.9859	2.9845
6	2.9833	2.9872	2.9819	2.9897	2.9773
7	2.9826	2.9840	2.9859	2.9893	2.9826
8	2.9826	2.9868	2.9761	2.9869	2.9809
9	2.9842	2.9909	2.9817	2.9900	2.9867
10	2.9839	2.9884	2.9875	2.9900	2.9866
Average	2.9836	2.9867	2.9813	2.9867	2.9823
Standard deviation	0.0020	0.0052	0.0036	0.0033	0.0042
Calculate volume (mL)	2.9934	2.9966	2.9912	2.9965	2.9922
Error (%)	-0.22%	-0.11%	-0.29%	-0.12%	-0.26%
RSD (%)	0.07%	0.17%	0.12%	0.11%	0.14%

Acceptance Criteria:

Accuarcy (% Error)	< ± 1%	< ± 1%	< ± 1%	< ± 1%	< ± 1%
Precision (%RSD)	<1%	<1%	<1%	<1%	<1%

pp

Mr. Fung Lim Chee, Richard
General Manager -
Greater China & Hong Kong

Appendix 3.1. Baseline Water Quality Monitoring Results

Annex I. Baseline Water Quality Monitoring Results (May and July 2016)

Expansion of Hong Kong International Airport into a Three-Runway System
Baseline Water Quality Monitoring
Water Quality Monitoring Results at C1 during Mid-Ebb Tide

Date	Weather Condition	Sea Condition	Sampling Time	Water Depth (m)	Sampling Depth (m)		Current Speed (m/s)	Current Direction	Water Temperature (°C) Value	Water Temperature (°C) Average	pH Value	pH Average	Salinity (ppt) Value	Salinity (ppt) Average	DO Saturation (%) Value	DO Saturation (%) Average	Dissolved Oxygen (mg/L) Value	Dissolved Oxygen (mg/L) Average	Dissolved Oxygen (mg/L) DA	Turbidity(NTU) Value	Turbidity(NTU) Average	Turbidity(NTU) DA	Suspended Solids (mg/L) Value	Suspended Solids (mg/L) Average	Suspended Solids (mg/L) DA	Observed construction activities <100m from location	Observed construction activities >100m from location	Other Observations
3-May-16	Cloudy	Moderate	10:21	7.7	Surface	1.0	0.7	213	23.8	23.8	8.2	8.2	20.0	20.3	97.0	95.1	7.3	7.2	6.8	4.3	4.3	6.5	5	5	6	N/A	N/A	N/A
						1.0	0.7	226	23.7		8.2		20.6		93.2		7.0			4.3			5					
					Middle	3.9	0.7	212	22.6	22.6	8.1	8.1	28.8	28.6	87.0	87.3	6.4	6.4		6.3	6.4		4	4				
						3.9	0.7	220	22.6		8.1		28.3		87.5		6.4			6.6			4					
					Bottom	6.7	0.5	228	22.5	22.5	8.1	8.1	30.2	30.2	89.6	90.3	6.5	6.6	6.6	8.8	8.8		8	8				
						6.7	0.5	240	22.5		8.1		30.2		91.1		6.6			8.9			8					
5-May-16	Cloudy	Moderate	11:46	8.0	Surface	1.0	1.0	217	24.6	24.5	8.1	8.1	23.7	23.8	94.7	94.5	6.9	6.9	6.8	4.7	5.0	9.8	3	3	8	N/A	N/A	N/A
						1.0	1.0	217	24.5		8.1		23.8		94.4		6.9			5.3			3					
					Middle	4.0	0.8	213	24.3	24.2	8.1	8.1	24.1	24.1	93.2	93.0	6.8	6.8		7.3	7.9		4	4				
						4.0	0.9	224	24.2		8.1		24.1		92.8		6.8			8.5			4					
					Bottom	7.0	0.7	218	23.1	23.1	8.1	8.1	28.8	28.7	91.4	92.0	6.6	6.7	6.7	17.3	16.6		16	17				
						7.0	0.7	226	23.1		8.1		28.7		92.7		6.7			15.9			18					
7-May-16	Cloudy	Moderate	13:08	8.6	Surface	1.0	1.2	218	24.7	24.7	8.1	8.1	24.6	24.5	93.6	93.6	6.8	6.8	6.7	4.4	4.6	16.7	5	6	14	N/A	N/A	N/A
						1.0	1.2	221	24.7		8.1		24.5		93.7		6.8			4.8			7					
					Middle	4.3	1.0	214	24.4	24.3	8.1	8.1	25.6	25.8	93.3	92.9	6.7	6.7		10.1	10.4		8	8				
						4.3	1.1	223	24.2		8.1		26.0		92.6		6.7			10.7			8					
					Bottom	7.6	0.8	221	23.8	23.8	8.1	8.1	27.8	27.8	92.2	92.4	6.6	6.7	6.7	33.8	35.1		28	28				
						7.6	0.8	233	23.9		8.1		27.7		92.6		6.7			36.4			28					
10-May-16	Cloudy	Moderate	15:48	8.6	Surface	1.0	0.8	229	25.2	25.2	8.0	8.0	19.7	19.2	88.3	88.4	6.5	6.5	6.4	7.8	8.1	12.8	5	6	13	N/A	N/A	N/A
						1.0	0.8	237	25.1		8.1		18.8		88.4		6.5			8.4			6					
					Middle	4.3	0.7	203	24.6	24.5	8.1	8.1	24.1	24.2	87.7	87.7	6.4	6.4		11.7	12.6		5	5				
						4.3	0.7	210	24.4		8.1		24.3		87.7		6.4			13.5			5					
					Bottom	7.6	0.7	211	23.9	23.9	8.1	8.1	29.7	29.6	87.0	87.1	6.2	6.2	6.2	17.7	17.6		27	27				
						7.6	0.7	212	23.9		8.1		29.6		87.1		6.2			17.5			27					
12-May-16	Cloudy	Moderate	17:21	9.0	Surface	1.0	0.2	256	25.4	25.4	8.2	8.2	20.9	20.9	105.1	105.0	7.7	7.7	7.1	3.5	3.5	4.7	4	4	6	N/A	N/A	N/A
						1.0	0.2	268	25.4		8.2		20.9		104.9		7.6			3.5			4					
					Middle	4.5	0.2	144	24.3	24.3	8.2	8.2	26.9	26.9	91.9	91.9	6.6	6.6		2.8	2.9		4	4				
						4.5	0.2	145	24.3		8.2		26.9		91.8		6.6			2.9			4					
					Bottom	8.0	0.2	143	23.9	23.9	8.1	8.1	29.6	29.6	86.2	86.3	6.1	6.1	6.1	7.8	7.9		11	11				
						8.0	0.2	144	23.9		8.1		29.6		86.4		6.2			7.9			11					
14-May-16	Cloudy	Moderate	07:48	8.2	Surface	1.0	0.2	260	24.8	24.8	8.1	8.1	22.9	22.9	90.4	90.4	6.6	6.6	6.2	4.9	4.9	5.8	4	4	5	N/A	N/A	N/A
						1.0	0.2	278	24.8		8.1		22.9		90.3		6.6			4.9			4					
					Middle	4.1	0.2	184	23.8	23.8	8.1	8.1	30.7	30.7	83.4	83.4	5.9	5.9		6.0	6.0		5	6				
						4.1	0.2	195	23.8		8.1		30.6		83.4		5.9			6.0			6					
					Bottom	7.2	0.2	151	23.7	23.7	8.1	8.1	31.4	31.4	84.1	84.3	6.0	6.0	6.0	6.4	6.5		6	6				
						7.2	0.2	165	23.7		8.1		31.4		84.4		6.0			6.6			6					
19-Jul-16	Sunny	Rough	12:31	8.1	Surface	1.0	0.6	95	27.1	27.1	8.0	8.0	18.8	19.0	84.1	84.0	6.0	6.0	5.6	5.2	5.1	8.0	8	8	8	N/A	N/A	N/A
						1.0	0.6	98	27.1		8.0		19.1		83.9		6.0			4.9			8					
					Middle	4.1	0.7	82	26.2	26.2	8.1	8.1	22.3	22.2	71.9	71.5	5.1	5.1		6.5	6.4		8	8				
						4.1	0.7	90	26.2		8.1		22.1		71.1		5.1			6.3			7					
					Bottom	7.1	0.9	74	25.1	25.1	8.2	8.2	26.7	26.7	62.8	63.2	4.5	4.5	4.5	12.2	12.7		7	7				
						7.1	0.9	76	25.0		8.2		26.6		63.6		4.5			13.1			7					
22-Jul-16	Sunny	Moderate	14:23	7.3	Surface	1.0	0.6	211	27.8	27.7	7.8	7.8	16.5	16.5	81.1	81.1	5.8	5.8	5.6	16.6	16.8	28.3	8	8	19	N/A	N/A	N/A
						1.0	0.6	224	27.7		7.8		16.5		81.0		5.8			17.0			8					
					Middle	3.7	0.4	191	27.0	27.0	7.8	7.8	19.3	19.3	76.6	76.6	5.5	5.5		32.8	33.1		13	13				
						3.7	0.4	191	27.0		7.8		19.3		76.6		5.5			33.3			13					
					Bottom	6.3	0.6	120	25.3	25.4	7.8	7.8	25.6	25.6	79.5	81.1	5.7	5.8	5.8	36.2	35.1		38	37				
						6.3	0.6	122	25.6		7.8		25.5		82.6		5.9			34.0			35					
24-Jul-16	Sunny	Moderate	16:01	8.6	Surface	1.0	0.9	212	28.0	28.0	7.9	7.9	21.0	21.0	93.1	93.1	6.5	6.5	4.3	5.8	5.9	9.5	5	6	22	N/A	N/A	N/A
						1.0	1.0	214	28.0		7.9		21.0		93.1		6.5			5.9			6					
					Middle	4.3	0.7	213	23.9	23.9	7.7	7.7	32.4	32.5	30.9	30.9	2.2	2.2		8.6	8.7		15	15				
						4.3	0.8	226	23.9		7.7		32.5		30.8		2.2			8.8			14					
					Bottom	7.6	0.6	226	23.6	23.6	7.7	7.7	33.2	33.2	31.1	31.4	2.2	2.2	2.2	13.8	13.9		46	46				
						7.6	0.6	241	23.6		7.7		33.2		31.7		2.2			14.0			46					
26-Jul-16	Sunny	Moderate	17:39	8.6	Surface	1.0	0.4	189	27.4	27.4	8.1	8.1	25.3	25.3	117.9	117.9	8.1	8.1	5.5	4.8	4.9	9.4	8	9	11	N/A	N/A	N/A
						1.0	0.5	201	27.4		8.1		25.3		117.9		8.1			4.9			9					
					Middle	4.3	0.4	204	24.6	24.8	7.7	7.7	30.5	30.4	42.9	42.8	3.0	3.0		7.7	7.6		7	7				
						4.3	0.4	216	25.0		7.7		30.3		42.7		3.0			7.5			7					
					Bottom	7.6	0.3	190	24.1	24.1	7.7	7.7	32.3	32.3	39.5	39.9	2.8	2.8	2.8	16.0	15.8		17	18				
						7.6	0.4	201	24.1		7.7		32.3		40.3		2.8			15.5			18					
28-Jul-16	Fine	Moderate	14:21	7.8	Surface	1.0	0.4	100	30.2	30.4	8.3	8.3	16.5	16.4	145.1	144.2	10.0	9.9	7.2	3.1	2.9	9.4	2	3	12	N/A	N/A	N/A
						1.0	0.5	109	30.6		8.3		16.3		143.2		9.8			2.7			3					
					Middle	3.9	0.5	71	27.4	27.3	7.9	7.8	24.0	24.2	67.0	66.4	4.6	4.6		5.2	5.4		7	7				
						3.9	0.5	74	27.2		7.8		24.5		65.8		4.6			5.5			6					
					Bottom	6.8	0.4	75	25.4	25.3	7.8	7.8	29.6	29.7	50.1	51.0	3.5	3.5	3.5	19.9	20.0		26	26				
						6.8	0.4	80	25.2		7.8		29.8		51.9		3.6			20.1			26					
30-Jul-16	Sunny	Moderate	10:08	8.6	Surface	1.0	0.6	187	30.0	30.0	8.2	8.2	14.1	14.1	122.9	122.9	8.6	8.6	7.5	2.3	2.2	7.2	2	2	7	N/A	N/A	N/A
						1.0	0.6	195	30.0		8.2		14.1		122.8		8.6			2.0			2					
					Middle	4.3	0.5	196	28.1	28.1	8.1	8.0	21.6	21.6	93.1	92.8	6.5	6.4		2.2	2.3		3	3				
						4.3	0.6	198	28.0		8.0		21.7		92.4		6.4			2.4			3					
					Bottom	7.6	0.5	222	23.6	23.6	7.7	7.7	32.9	33.0	27.1	27.4	1.9	1.9	1.9	16.0	17.1		15	16				
						7.6	0.5	223	23.6		7.7		33.0		27.6		1.9			18.2			16					

Remarks: DA: Depth-Averaged
Calm: Small or no wave; Moderate: Between calm and rough; Rough : White capped or rougher

Expansion of Hong Kong International Airport into a Three-Runway System
Baseline Water Quality Monitoring
Water Quality Monitoring Results at C1 during Mid-Flood Tide

Date	Weather Condition	Sea Condition	Sampling Time	Water Depth (m)	Sampling Depth (m)		Current Speed (m/s)	Current Direction	Water Temperature (°C) Value	Water Temperature (°C) Average	pH Value	pH Average	Salinity (ppt) Value	Salinity (ppt) Average	DO Saturation (%) Value	DO Saturation (%) Average	Dissolved Oxygen (mg/L) Value	Dissolved Oxygen (mg/L) Average	Dissolved Oxygen (mg/L) DA	Turbidity(NTU) Value	Turbidity(NTU) Average	Turbidity(NTU) DA	Suspended Solids (mg/L) Value	Suspended Solids (mg/L) Average	Suspended Solids (mg/L) DA	Observed construction activities <100m from location	Observed construction activities >100m from location	Other Observations
3-May-16	Cloudy	Moderate	16:15	7.7	Surface	1.0	0.4	246	24.9	24.9	8.2	8.2	22.4	22.4	111.5	111.5	8.1	8.1	7.5	5.0	5.0	6.5	7	8	10	N/A	N/A	N/A
						1.0	0.4	268	24.9		8.2		22.4		111.5		8.1			5.1			8					
					Middle	3.9	0.4	252	23.6	23.6	8.1	8.1	25.3	25.3	93.4	93.3	6.9	6.8		6.5	6.5		11	11				
						3.9	0.4	254	23.6		8.1		25.3		93.2		6.8			6.5			10					
					Bottom	6.7	0.2	170	22.9	22.9	8.1	8.1	28.1	28.1	89.0	89.0	6.5	6.5	6.5	7.9	7.9		12	12				
						6.7	0.3	174	22.9		8.1		28.1		89.1		6.5			8.0			11					
5-May-16	Sunny	Moderate	18:13	8.3	Surface	1.0	0.6	57	24.4	24.3	8.0	8.0	22.4	22.5	88.9	88.8	6.5	6.5	6.5	9.5	10.3	22.1	6	6	22	N/A	N/A	N/A
						1.0	0.6	60	24.3		8.0		22.6		88.8		6.5			11.1			5					
					Middle	4.2	0.7	38	23.8	23.8	8.1	8.1	25.5	25.4	88.4	88.5	6.5	6.5		21.2	20.8		19	19				
						4.2	0.7	40	23.8		8.1		25.3		88.7		6.5			20.5			18					
					Bottom	7.3	0.6	49	23.7	23.7	8.1	8.1	25.6	25.6	89.9	90.2	6.6	6.6	6.6	36.9	35.2		43	42				
						7.3	0.6	49	23.7		8.1		25.6		90.5		6.6			33.5			41					
7-May-16	Cloudy	Moderate	20:06	8.7	Surface	1.0	0.7	204	25.2	25.2	8.0	8.0	20.3	20.2	87.0	87.2	6.4	6.4	6.5	41.5	41.8	46.3	41	41	43	N/A	N/A	N/A
						1.0	0.7	219	25.2		8.0		20.1		87.4		6.4			42.2			40					
					Middle	4.4	0.4	199	24.7	24.7	8.0	8.0	22.2	22.1	89.4	90.3	6.5	6.6		45.9	46.6		43	42				
						4.4	0.5	216	24.6		8.0		22.1		91.2		6.7			47.3			41					
					Bottom	7.7	0.4	248	24.3	24.4	8.1	8.1	24.6	24.6	94.0	97.9	6.8	7.1	7.1	50.7	50.4		48	47				
						7.7	0.4	266	24.4		8.0		24.6		101.9		7.4			50.1			46					
10-May-16	Rainy	Moderate	08:24	9.5	Surface	1.0	0.9	74	24.9	24.8	8.1	8.1	22.0	22.3	89.3	89.3	6.5	6.5	6.4	12.5	13.4	22.2	5	6	32	N/A	N/A	N/A
						1.0	0.9	75	24.7		8.1		22.6		89.3		6.5			14.2			6					
					Middle	4.8	0.7	82	24.0	23.9	8.1	8.1	27.3	27.8	88.5	88.4	6.4	6.4		26.5	27.1		8	8				
						4.8	0.7	82	23.8		8.1		28.3		88.3		6.4			27.7			8					
					Bottom	8.5	0.6	95	23.7	23.7	8.1	8.1	30.5	30.5	88.7	89.0	6.3	6.3	6.3	27.3	26.2		82	82				
						8.5	0.6	100	23.7		8.1		30.5		89.3		6.3			25.0			82					
12-May-16	Fine	Calm	09:53	8.9	Surface	1.0	0.2	92	25.8	25.8	8.0	8.0	15.4	15.4	90.3	90.3	6.7	6.7	6.6	4.1	4.1	4.3	4	4	5	N/A	N/A	N/A
						1.0	0.2	97	25.8		8.0		15.4		90.3		6.7			4.1			4					
					Middle	4.5	0.5	57	24.7	24.7	8.1	8.1	23.1	23.1	88.8	88.7	6.5	6.5		4.2	4.2		4	4				
						4.5	0.5	60	24.7		8.1		23.1		88.6		6.5			4.2			4					
					Bottom	7.9	0.6	59	24.3	24.3	8.1	8.1	26.4	26.3	86.2	86.3	6.2	6.2	6.2	4.7	4.7		5	6				
						7.9	0.6	59	24.3		8.1		26.3		86.4		6.2			4.6			6					
14-May-16	Sunny	Moderate	12:57	8.6	Surface	1.0	0.3	106	24.8	24.8	8.1	8.1	23.1	23.1	92.2	92.2	6.7	6.7	6.5	4.1	4.1	4.5	4	4	6	N/A	N/A	N/A
						1.0	0.3	107	24.8		8.1		23.1		92.2		6.7			4.1			4					
					Middle	4.3	0.4	70	24.0	24.0	8.2	8.2	29.1	29.1	88.2	88.2	6.3	6.3		4.1	4.1		6	7				
						4.3	0.5	76	24.0		8.2		29.1		88.2		6.3			4.1			7					
					Bottom	7.6	0.6	77	23.8	23.7	8.1	8.1	31.0	31.2	86.6	87.1	6.1	6.2	6.2	5.1	5.4		6	6				
						7.6	0.7	79	23.7		8.1		31.4		87.6		6.2			5.7			6					
19-Jul-16	Fine	Rough	19:58	7.2	Surface	1.0	0.8	229	25.9	25.7	8.1	8.1	17.8	18.0	82.4	81.0	6.1	6.0	5.5	4.4	4.3	5.7	25	24	25	N/A	N/A	N/A
						1.0	0.8	247	25.5		8.0		18.2		79.6		5.9			4.1			23					
					Middle	3.6	0.7	203	26.0	26.1	8.1	8.1	22.8	23.0	68.3	68.8	4.9	4.9		5.5	5.6		26	25				
						3.6	0.8	208	26.1		8.1		23.1		69.2		4.9			5.6			24					
					Bottom	6.2	0.7	211	27.3	27.4	8.1	8.1	25.8	25.7	61.6	61.2	4.2	4.2	4.2	7.2	7.3		26	26				
						6.2	0.7	225	27.4		8.1		25.5		60.7		4.2			7.3			25					
22-Jul-16	Fine	Moderate	21:39	8.2	Surface	1.0	0.4	188	27.2	27.1	7.8	7.8	20.1	19.5	84.3	84.3	6.0	6.0	6.0	34.1	35.6	56.4	7	7	18	N/A	N/A	N/A
						1.0	0.4	199	27.0		7.8		18.9		84.3		6.0			37.1			7					
					Middle	4.1	0.3	188	26.7	26.7	7.9	7.9	22.1	22.2	83.6	83.6	5.9	5.9		58.7	60.5		8	8				
						4.1	0.3	199	26.7		7.9		22.2		83.6		5.9			62.3			8					
					Bottom	7.2	0.4	120	26.6	26.6	7.9	7.9	22.4	22.4	84.2	84.4	6.0	6.0	6.0	73.1	73.0		40	39				
						7.2	0.5	128	26.6		7.9		22.4		84.5		6.0			72.8			38					
24-Jul-16	Sunny	Moderate	09:12	8.7	Surface	1.0	0.3	233	28.8	28.8	8.0	8.0	20.6	20.6	113.7	113.8	7.8	7.8	5.4	4.5	4.5	18.1	4	4	8	N/A	N/A	N/A
						1.0	0.3	244	28.8		8.0		20.6		113.8		7.8			4.5			4					
					Middle	4.4	0.3	210	25.1	25.1	7.7	7.7	29.6	29.6	42.3	42.3	3.0	3.0		17.8	18.0		10	10				
						4.4	0.3	215	25.1		7.7		29.6		42.3		3.0			18.2			9					
					Bottom	7.7	0.5	242	24.9	24.9	7.7	7.7	30.1	30.1	45.1	45.2	3.2	3.2	3.2	31.8	31.8		12	12				
						7.7	0.5	262	24.9		7.7		30.2		45.2		3.2			31.7			11					
26-Jul-16	Sunny	Moderate	11:10	8.3	Surface	1.0	0.4	57	29.2	29.2	8.0	8.0	20.1	20.1	110.1	109.9	7.6	7.5	5.8	3.0	2.9	17.2	5	4	22	N/A	N/A	N/A
						1.0	0.4	61	29.2		8.0		20.1		109.7		7.5			2.8			3					
					Middle	4.2	0.5	55	26.9	26.9	7.7	7.7	25.1	25.1	59.1	58.6	4.1	4.1		9.5	10.1		9	9				
						4.2	0.6	58	26.9		7.7		25.1		58.1		4.0			10.6			8					
					Bottom	7.3	0.4	52	24.5	24.5	7.7	7.7	31.0	31.0	44.7	45.2	3.1	3.2	3.2	38.4	38.6		52	53				
						7.3	0.4	56	24.5		7.7		31.0		45.7		3.2			38.8			54					
28-Jul-16	Fine	Moderate	07:53	8.2	Surface	1.0	0.8	193	29.7	29.6	8.3	8.3	16.2	16.2	132.0	132.2	9.2	9.2	7.1	1.8	1.9	5.2	4	4	10	N/A	N/A	N/A
						1.0	0.9	208	29.6		8.3		16.3		132.3		9.2			1.9			4					
					Middle	4.1	0.8	202	26.9	26.9	7.9	7.9	25.7	25.7	73.8	73.7	5.1	5.1		3.8	3.9		7	8				
						4.1	0.9	210	26.9		7.9		25.7		73.6		5.1			4.0			8					
					Bottom	7.2	0.8	222	24.8	24.8	7.8	7.8	30.6	30.6	46.9	47.3	3.3	3.3	3.3	10.0	9.9		17	17				
						7.2	0.8	223	24.8		7.8		30.5		47.6		3.3			9.8			17					
30-Jul-16	Cloudy	Moderate	17:23	8.2	Surface	1.0	0.8	76	29.7	29.7	8.3	8.3	19.0	19.0	148.0	148.0	10.1	10.1	6.7	3.1	3.2	9.7	8	8	13	N/A	N/A	N/A
						1.0	0.8	82	29.7		8.3		19.0		147.9		10.1			3.2			8					
					Middle	4.1	0.7	77	25.3	25.3	7.8	7.8	29.1	29.1	47.4	47.3	3.3	3.3		5.4	5.5		10	10				
						4.1	0.7	83	25.2		7.8		29.2		47.2		3.3			5.5			9					
					Bottom	7.2	0.6	74	24.5	24.5	7.7	7.7	30.8	30.8	38.6	38.6	2.7	2.7	2.7	20.4	20.4		20	21				
						7.2	0.6	78	24.6		7.7		30.8		38.6		2.7			20.3			21					

Remarks: DA: Depth-Averaged
Calm: Small or no wave; Moderate: Between calm and rough; Rough : White capped or rougher

Expansion of Hong Kong International Airport into a Three-Runway System
Baseline Water Quality Monitoring
Water Quality Monitoring Results at C2 during Mid-Ebb Tide

Date	Weather Condition	Sea Condition	Sampling Time	Water Depth (m)	Sampling Depth (m)		Current Speed (m/s)	Current Direction	Water Temperature (°C)		pH		Salinity (ppt)		DO Saturation (%)		Dissolved Oxygen (mg/L)			Turbidity(NTU)			Suspended Solids (mg/L)			Observed construction activities		Other Observations
									Value	Average	Value	Average	Value	Average	Value	Average	Value	Average	DA	Value	Average	DA	Value	Average	DA	<100m from location	>100m from location	
3-May-16	Cloudy	Moderate	11:52	11.6	Surface	1.0	1.0	163	23.0	23.0	8.0	8.0	13.6	13.6	83.6	83.6	6.6	6.6	6.4	5.3	5.3	6.1	6	6	6	N/A	N/A	N/A
						1.0	1.0	178	23.0		8.0		13.6		83.6		6.6			5.4			6					
					Middle	5.8	0.7	160	22.2	22.2	8.0	8.0	23.2	23.2	81.0	81.0	6.2	6.2		5.5	5.5		5	6				
						5.8	0.7	161	22.2		8.0		23.2		81.1		6.2			5.5			6					
					Bottom	10.6	0.4	156	22.0	22.0	8.1	8.1	24.7	24.7	82.2	82.2	6.2	6.2	6.2	7.5	7.5		6	6				
						10.6	0.4	170	22.0		8.1		24.7		82.2		6.2			7.6			6					
5-May-16	Cloudy	Moderate	13:10	11.0	Surface	1.0	1.3	182	24.4	24.4	7.9	7.9	14.6	14.6	80.0	80.0	6.1	6.2	6.0	5.4	5.4	13.2	5	5	17	N/A	N/A	N/A
						1.0	1.4	198	24.4		7.9		14.5		80.0		6.2			5.4			5					
					Middle	5.5	1.1	171	23.2	23.2	8.0	8.0	17.9	17.9	76.9	76.9	5.9	5.9		6.4	6.4		15	16				
						5.5	1.2	184	23.2		8.0		17.9		76.9		5.9			6.5			16					
					Bottom	10.0	1.0	172	22.8	22.8	8.1	8.1	21.5	21.5	78.6	78.6	6.0	6.0	6.0	27.5	27.8		28	29				
						10.0	1.1	176	22.8		8.1		21.5		78.6		6.0			28.0			30					
7-May-16	Cloudy	Calm	14:34	8.1	Surface	1.0	1.4	172	24.6	24.6	7.9	7.9	15.2	15.2	80.7	80.7	6.2	6.2	6.2	5.9	5.9	23.6	6	6	6	N/A	N/A	N/A
						1.0	1.5	186	24.6		7.9		15.2		80.7		6.2			5.9			6					
					Middle	4.1	1.2	165	25.0	25.0	8.0	8.0	16.8	16.8	83.3	83.2	6.3	6.3		8.4	8.5		6	6				
						4.1	1.3	169	25.0		8.0		16.8		83.2		6.3			8.6			6					
					Bottom	7.1	1.2	168	23.8	23.8	8.0	8.0	19.7	19.7	78.1	78.1	5.9	5.9	5.9	56.2	56.3		6	7				
						7.1	1.2	173	23.8		8.0		19.7		78.1		5.9			56.5			7					
10-May-16	Cloudy	Moderate	13:58	12.4	Surface	1.0	0.5	178	24.7	24.7	7.8	7.8	11.7	11.7	82.8	82.8	6.4	6.4	6.1	6.0	6.0	8.9	3	4	6	N/A	N/A	N/A
						1.0	0.5	194	24.7		7.8		11.7		82.8		6.4			6.0			4					
					Middle	6.2	0.7	200	24.7	24.7	7.8	7.8	16.2	16.2	76.5	76.5	5.8	5.8		9.6	9.6		6	6				
						6.2	0.7	203	24.7		7.8		16.2		76.5		5.8			9.6			5					
					Bottom	11.4	0.6	210	24.5	24.5	7.8	7.8	19.4	19.4	77.7	77.8	5.8	5.8	5.8	11.0	11.0		9	9				
						11.4	0.6	230	24.5		7.8		19.4		77.8		5.8			10.9			9					
12-May-16	Fine	Moderate	15:32	11.9	Surface	1.0	0.2	116	24.7	24.7	7.9	7.9	16.3	16.3	80.3	80.2	6.1	6.1	5.9	4.7	4.7	8.2	5	5	5	N/A	N/A	N/A
						1.0	0.2	120	24.7		7.9		16.3		80.1		6.1			4.7			4					
					Middle	6.0	0.5	54	24.2	24.2	8.0	8.0	20.6	20.6	76.9	76.9	5.7	5.7		6.6	6.8		4	5				
						6.0	0.6	56	24.2		8.0		20.6		76.9		5.7			7.0			5					
					Bottom	10.9	0.4	60	23.7	23.7	8.0	8.0	23.0	23.0	76.4	76.6	5.7	5.7	5.7	13.4	13.1		5	6				
						10.9	0.4	65	23.7		8.0		23.0		76.8		5.7			12.8			6					
14-May-16	Cloudy	Moderate	14:02	12.0	Surface	1.0	0.4	100	24.7	24.6	7.9	7.9	13.2	13.2	82.1	82.1	6.3	6.3	6.1	4.7	4.7	4.4	2	2	3	N/A	N/A	N/A
						1.0	0.4	102	24.6		7.9		13.2		82.0		6.3			4.7			2					
					Middle	6.0	0.5	66	23.9	23.9	8.0	8.0	22.8	22.8	78.3	78.3	5.8	5.8		3.7	3.7		2	2				
						6.0	0.6	71	23.9		8.0		22.8		78.3		5.8			3.7			2					
					Bottom	11.0	0.4	66	23.6	23.6	8.0	8.0	24.9	24.9	78.1	78.1	5.7	5.7	5.7	4.7	4.7		4	4				
						11.0	0.4	66	23.6		8.0		24.9		78.1		5.7			4.7			3					
19-Jul-16	Cloudy	Rough	13:56	9.5	Surface	1.0	0.6	214	27.9	27.9	8.2	8.2	15.4	15.4	92.1	90.5	6.6	6.5	5.6	7.1	7.4	12.6	5	5	13	N/A	N/A	N/A
						1.0	0.7	215	27.9		8.2		15.4		88.8		6.4			7.7			5					
					Middle	4.8	0.4	140	25.7	25.7	8.0	8.0	23.2	23.0	64.5	64.6	4.6	4.6		14.8	15.0		15	15				
						4.8	0.5	152	25.8		8.0		22.7		64.6		4.6			15.1			15					
					Bottom	8.5	0.4	201	24.9	24.9	8.0	8.0	26.7	26.9	69.2	71.9	4.9	5.1	5.1	15.4	15.4		20	19				
						8.5	0.4	204	24.9		8.0		27.1		74.5		5.3			15.4			18					
22-Jul-16	Sunny	Moderate	15:49	9.2	Surface	1.0	1.2	185	28.4	28.4	7.7	7.7	13.2	13.9	78.5	78.3	5.7	5.6	5.1	5.3	5.4	10.9	5	5	8	N/A	N/A	N/A
						1.0	1.3	188	28.4		7.7		14.6		78.0		5.6			5.4			4					
					Middle	4.6	0.9	173	26.1	26.1	7.7	7.7	21.7	21.7	62.7	62.6	4.5	4.5		8.9	9.1		10	10				
						4.6	1.0	177	26.1		7.7		21.6		62.5		4.5			9.3			9					
					Bottom	8.2	0.7	172	25.0	25.0	7.7	7.7	25.0	25.1	60.3	60.9	4.3	4.4	4.4	17.5	18.1		10	11				
						8.2	0.8	181	25.0		7.7		25.1		61.5		4.4			18.7			12					
24-Jul-16	Sunny	Moderate	14:12	10.4	Surface	1.0	1.3	179	28.2	28.2	7.8	7.8	16.9	16.9	84.5	84.4	6.0	6.0	5.4	2.7	2.7	5.0	4	4	7	N/A	N/A	N/A
						1.0	1.3	180	28.2		7.8		16.9		84.3		6.0			2.6			4					
					Middle	5.2	1.1	176	26.7	26.7	7.7	7.7	19.9	19.8	67.2	67.3	4.8	4.8		3.6	3.7		5	6				
						5.2	1.2	180	26.7		7.7		19.8		67.3		4.8			3.7			6					
					Bottom	9.4	0.6	175	25.5	25.5	7.7	7.7	24.7	24.7	57.7	57.8	4.1	4.1	4.1	8.7	8.8		10	10				
						9.4	0.6	176	25.5		7.7		24.7		57.9		4.1			8.8			10					
26-Jul-16	Sunny	Moderate	16:00	12.4	Surface	1.0	0.3	197	27.6	27.6	8.0	8.0	21.9	21.9	115.9	115.9	8.1	8.1	5.9	3.0	3.0	8.7	7	7	7	N/A	N/A	N/A
						1.0	0.3	209	27.6		8.0		21.9		115.8		8.1			3.0			6					
					Middle	6.2	0.4	201	24.8	24.8	7.7	7.7	27.4	27.3	53.2	53.2	3.8	3.8		8.1	8.3		7	8				
						6.2	0.4	212	24.9		7.7		27.3		53.2		3.8			8.4			8					
					Bottom	11.4	0.3	175	24.2	24.2	7.7	7.7	29.1	29.1	48.2	48.2	3.4	3.4	3.4	15.0	14.7		7	8				
						11.4	0.3	176	24.2		7.7		29.0		48.2		3.4			14.4			8					
28-Jul-16	Fine	Moderate	12:36	11.1	Surface	1.0	0.5	181	28.3	28.3	7.8	7.8	14.5	14.5	85.5	85.5	6.1	6.1	5.4	3.9	3.9	4.4	2	2	4	N/A	N/A	N/A
						1.0	0.6	190	28.3		7.8		14.5		85.4		6.1			3.9			2					
					Middle	5.6	0.2	158	25.8	25.8	7.8	7.8	24.8	24.8	65.4	65.4	4.6	4.6		5.5	5.5		5	5				
						5.6	0.3	161	25.8		7.8		24.8		65.4		4.6			5.5			5					
					Bottom	10.1	0.4	290	25.2	25.2	7.8	7.8	27.2	27.2	62.9	62.9	4.4	4.4	4.4	3.9	3.9		4	4				
						10.1	0.4	295	25.2		7.8		27.2		62.9		4.4			3.8			4					
30-Jul-16	Sunny	Moderate	11:28	11.7	Surface	1.0	1.2	166	28.6	28.6	8.0	8.0	14.8	14.8	115.4	115.4	8.2	8.2	6.6	4.6	4.6	6.2	4	4	5	N/A	N/A	N/A
						1.0	1.2	172	28.6		8.0		14.8		115.4		8.2			4.6			4					
					Middle	5.9	1.0	170	26.1	26.1	7.8	7.8	24.2	24.2	70.7	70.7	5.0	5.0		4.0	4.0		6	6				
						5.9	1.0	175	26.1		7.8		24.2		70.6		5.0			4.0			5					
					Bottom	10.7	0.4	160	23.9	23.9	7.7	7.7	29.6	29.6	53.9	53.9	3.8	3.8	3.8	9.9	9.9		5	6				
						10.7	0.5	173	23.9		7.7		29.6		53.9		3.8			9.9			6					

Remarks: DA: Depth-Averaged
Calm: Small or no wave; Moderate: Between calm and rough; Rough : White capped or rougher

Expansion of Hong Kong International Airport into a Three-Runway System
Baseline Water Quality Monitoring
Water Quality Monitoring Results at C2 during Mid-Flood Tide

Date	Weather Condition	Sea Condition	Sampling Time	Water Depth (m)	Sampling Depth (m)		Current Speed (m/s)	Current Direction	Water Temperature (°C)		pH		Salinity (ppt)		DO Saturation (%)		Dissolved Oxygen (mg/L)			Turbidity(NTU)			Suspended Solids (mg/L)			Observed construction activities		Other Observations
									Value	Average	Value	Average	Value	Average	Value	Average	Value	Average	DA	Value	Average	DA	Value	Average	DA	<100m from location	>100m from location	
3-May-16	Cloudy	Moderate	14:28	10.6	Surface	1.0	0.7	189	23.8	23.8	8.1	8.1	13.8	13.8	100.8	100.8	7.9	7.9	7.0	5.9	5.9	5.6	6	6	6	N/A	N/A	N/A
						1.0	0.7	194	23.8		8.1		13.8		100.8		7.9			5.9			6					
					Middle	5.3	0.3	229	22.1	22.1	8.0	8.0	23.7	23.7	79.6	79.6	6.0	6.0		4.8	4.8		6	6				
						5.3	0.4	234	22.1		8.0		23.7		79.6		6.0			4.8			6					
					Bottom	9.6	0.4	249	22.0	22.0	8.0	8.0	24.8	24.8	81.0	81.0	6.1	6.1	6.1	6.1	6.1		6	6				
						9.6	0.5	254	22.0		8.0		24.8		81.1		6.1			6.1			6					
5-May-16	Cloudy	Moderate	16:25	11.1	Surface	1.0	1.0	172	24.6	24.6	7.8	7.8	13.3	13.3	84.1	84.0	6.5	6.5	6.2	6.3	6.3	9.9	6	6	11	N/A	N/A	N/A
						1.0	1.1	176	24.6		7.8		13.3		84.0		6.5			6.4			6					
					Middle	5.6	0.8	193	22.9	22.9	7.9	7.9	21.5	21.5	77.3	77.3	5.9	5.9		11.0	11.0		13	13				
						5.6	0.8	195	22.9		7.9		21.5		77.3		5.9			11.0			13					
					Bottom	10.1	0.5	222	22.7	22.7	8.0	8.0	24.5	24.5	79.0	79.0	5.9	5.9	5.9	12.4	12.4		15	15				
						10.1	0.5	232	22.7		8.0		24.5		79.1		5.9			12.5			15					
7-May-16	Cloudy	Calm	18:18	11.4	Surface	1.0	1.7	178	24.6	24.6	7.9	7.9	14.4	14.4	78.4	78.4	6.0	6.0	6.0	8.5	8.5	32.0	5	6	30	N/A	N/A	N/A
						1.0	1.7	186	24.6		7.9		14.4		78.4		6.0			8.5			7					
					Middle	5.7	1.3	171	24.5	24.5	7.9	7.9	16.2	16.2	79.4	79.4	6.0	6.0		18.1	18.4		38	37				
						5.7	1.4	180	24.5		7.9		16.2		79.4		6.0			18.7			36					
					Bottom	10.4	1.0	174	23.9	23.9	8.0	8.0	19.0	19.0	79.0	79.0	6.0	6.0	6.0	69.4	69.1		45	46				
						10.4	1.0	174	23.9		8.0		19.0		79.1		6.0			68.9			46					
10-May-16	Rainy	Moderate	09:56	13.2	Surface	1.0	0.4	201	24.9	24.9	7.8	7.8	10.7	10.7	77.9	77.9	6.1	6.1	6.0	5.8	5.8	5.7	3	4	4	N/A	N/A	N/A
						1.0	0.4	203	24.9		7.8		10.7		77.9		6.1			5.8			4					
					Middle	6.6	0.4	140	24.9	24.9	7.8	7.8	13.4	13.6	76.8	76.8	5.9	5.9		5.9	5.9		6	6				
						6.6	0.5	141	24.9		7.8		13.7		76.8		5.9			5.9			5					
					Bottom	12.2	0.6	214	25.0	25.0	7.8	7.8	16.1	16.1	77.8	77.9	5.9	5.9	5.9	5.3	5.3		3	4				
						12.2	0.7	227	25.0		7.8		16.2		77.9		5.9			5.3			5					
12-May-16	Fine	Moderate	11:19	12.8	Surface	1.0	0.3	102	24.8	24.8	7.9	7.9	11.8	11.5	78.6	78.7	6.1	6.1	5.9	6.4	6.4	6.9	5	5	6	N/A	N/A	N/A
						1.0	0.3	109	24.8		7.9		11.2		78.7		6.2			6.3			5					
					Middle	6.4	0.4	61	24.2	24.2	8.0	8.0	20.8	20.7	77.0	77.0	5.7	5.7		5.7	5.9		4	5				
						6.4	0.4	64	24.2		8.0		20.7		76.9		5.7			6.0			5					
					Bottom	11.8	0.6	49	23.9	23.9	8.0	8.0	21.9	21.9	76.4	76.5	5.7	5.7	5.7	8.5	8.6		9	9				
						11.8	0.6	49	23.9		8.0		21.9		76.6		5.7			8.7			8					
14-May-16	Cloudy	Moderate	11:05	11.4	Surface	1.0	0.4	118	24.7	24.7	8.0	8.0	13.1	13.1	82.8	82.8	6.4	6.4	6.1	5.1	5.2	4.3	4	4	5	N/A	N/A	N/A
						1.0	0.4	126	24.7		8.0		13.1		82.7		6.4			5.2			4					
					Middle	5.7	0.5	72	24.0	24.0	8.0	8.0	21.9	21.9	78.4	78.4	5.8	5.8		3.8	3.8		5	6				
						5.7	0.6	77	24.0		8.0		22.0		78.4		5.8			3.8			6					
					Bottom	10.4	0.6	64	23.8	23.8	8.0	8.0	24.3	24.3	78.5	78.5	5.8	5.8	5.8	4.1	4.1		5	5				
						10.4	0.6	64	23.8		8.0		24.3		78.5		5.8			4.0			4					
19-Jul-16	Fine	Rough	18:04	9.8	Surface	1.0	0.5	178	28.0	28.0	8.1	8.2	14.0	14.0	88.1	88.3	6.4	6.4	5.8	9.9	9.7	14.0	5	6	13	N/A	N/A	N/A
						1.0	0.5	189	28.0		8.2		14.0		88.4		6.4			9.5			6					
					Middle	4.9	0.7	200	27.0	27.0	8.0	8.0	18.3	18.3	74.1	73.1	5.3	5.3		16.3	16.3		17	17				
						4.9	0.7	203	27.0		8.0		18.3		72.1		5.2			16.3			16					
					Bottom	8.8	0.6	210	25.1	25.0	8.0	8.0	25.6	25.8	67.6	70.2	4.8	5.0	5.0	16.5	16.1		18	18				
						8.8	0.6	228	25.0		8.0		26.0		72.8		5.2			15.7			18					
22-Jul-16	Fine	Moderate	19:50	11.4	Surface	1.0	0.6	168	27.8	27.8	7.7	7.7	17.4	17.4	74.2	74.0	5.3	5.3	4.9	4.7	4.8	5.7	6	6	8	N/A	N/A	N/A
						1.0	0.6	168	27.8		7.7		17.4		73.7		5.3			4.8			6					
					Middle	5.7	0.7	167	26.0	26.0	7.7	7.7	21.3	21.3	61.6	61.6	4.4	4.4		6.3	6.4		7	8				
						5.7	0.7	171	26.0		7.7		21.3		61.5		4.4			6.4			9					
					Bottom	10.4	0.6	177	25.9	25.9	7.7	7.7	22.7	22.5	63.1	63.5	4.5	4.5	4.5	6.5	6.1		8	9				
						10.4	0.7	178	26.0		7.7		22.4		63.9		4.6			5.7			9					
24-Jul-16	Sunny	Moderate	10:38	13.0	Surface	1.0	0.2	57	26.8	26.8	7.7	7.7	20.2	20.2	73.1	73.1	5.2	5.2	4.6	2.7	2.8	11.4	3	4	15	N/A	N/A	N/A
						1.0	0.2	62	26.8		7.7		20.2		73.1		5.2			2.8			4					
					Middle	6.5	0.1	206	25.7	25.7	7.7	7.7	23.8	23.8	55.4	55.4	4.0	4.0		12.7	12.7		19	19				
						6.5	0.2	217	25.7		7.7		23.8		55.4		4.0			12.7			19					
					Bottom	12.0	0.2	225	24.2	24.2	7.7	7.7	28.2	28.2	50.5	50.6	3.6	3.6	3.6	19.0	18.8		21	22				
						12.0	0.2	235	24.2		7.7		28.2		50.6		3.6			18.5			23					
26-Jul-16	Sunny	Moderate	12:41	12.1	Surface	1.0	0.4	192	27.2	27.2	7.8	7.8	19.9	19.8	78.1	78.2	5.6	5.6	5.0	3.3	3.4	5.9	5	5	7	N/A	N/A	N/A
						1.0	0.4	205	27.3		7.8		19.8		78.3		5.6			3.4			4					
					Middle	6.1	0.4	286	25.6	25.6	7.7	7.7	25.5	25.5	63.8	63.8	4.5	4.5		3.9	4.0		4	5				
						6.1	0.4	290	25.6		7.7		25.4		63.7		4.5			4.1			5					
					Bottom	11.1	0.5	251	25.0	25.0	7.7	7.7	26.4	26.5	54.3	54.2	3.9	3.9	3.9	10.1	10.4		10	11				
						11.1	0.5	275	25.0		7.7		26.5		54.1		3.9			10.6			11					
28-Jul-16	Fine	Moderate	09:27	11.6	Surface	1.0	1.0	165	27.6	27.6	7.8	7.8	17.1	17.1	86.4	86.4	6.2	6.2	5.4	3.5	3.5	5.4	5	5	4	N/A	N/A	N/A
						1.0	1.1	173	27.6		7.8		17.1		86.4		6.2			3.5			4					
					Middle	5.8	0.8	174	25.5	25.5	7.8	7.8	25.7	25.7	65.3	65.3	4.6	4.6		4.1	4.1		4	5				
						5.8	0.8	181	25.5		7.8		25.8		65.2		4.6			4.1			5					
					Bottom	10.6	0.3	169	24.7	24.7	7.7	7.7	27.9	27.9	61.4	61.4	4.4	4.4	4.4	8.6	8.6		4	4				
						10.6	0.3	174	24.7		7.7		27.9		61.4		4.4			8.6			4					
30-Jul-16	Cloudy	Moderate	15:35	10.5	Surface	1.0	1.0	181	28.2	28.2	7.8	7.8	17.1	17.1	91.7	91.7	6.5	6.5	5.2	3.7	3.7	5.2	3	4	5	N/A	N/A	N/A
						1.0	1.0	187	28.2		7.8		17.0		91.7		6.5			3.7			4					
					Middle	5.3	0.5	181	24.9	24.9	7.7	7.7	29.0	29.0	55.4	55.5	3.9	3.9		5.1	5.1		6	6				
						5.3	0.5	181	24.9		7.7		29.0		55.5		3.9			5.1			5					
					Bottom	9.5	0.2	167	24.4	24.4	7.7	7.7	30.6	30.6	54.7	54.8	3.8	3.8	3.8	6.8	6.9		5	6				
						9.5	0.3	169	24.4		7.7		30.6		54.8		3.8			6.9			6					

Remarks: DA: Depth-Averaged
Calm: Small or no wave; Moderate: Between calm and rough; Rough : White capped or rougher

Expansion of Hong Kong International Airport into a Three-Runway System
Baseline Water Quality Monitoring
Water Quality Monitoring Results at C3 during Mid-Ebb Tide

Date	Weather Condition	Sea Condition	Sampling Time	Water Depth (m)	Sampling Depth (m)		Current Speed (m/s)	Current Direction	Water Temperature (°C)		pH		Salinity (ppt)		DO Saturation (%)		Dissolved Oxygen (mg/L)			Turbidity(NTU)			Suspended Solids (mg/L)			Observed construction activities		Other Observations
									Value	Average	Value	Average	Value	Average	Value	Average	Value	Average	DA	Value	Average	DA	Value	Average	DA	<100m from location	>100m from location	
3-May-16	Cloudy	Calm	09:28	13.1	Surface	1.0	0.3	100	23.1	23.1	8.1	8.1	19.4	19.5	93.1	93.1	7.1	7.1	6.9	2.7	2.7	2.7	4	4	5	N/A	N/A	N/A
						1.0	0.3	106	23.1		8.1		19.5		93.1		7.1			2.7			4					
					Middle	6.6	0.3	58	22.2	22.2	8.1	8.1	25.4	25.4	89.8	89.8	6.8	6.8		2.0	2.0		5	5				
						6.6	0.3	58	22.2		8.1		25.4		89.8		6.8			2.0			4					
					Bottom	12.1	0.2	94	21.8	21.8	8.1	8.1	28.0	28.0	88.7	88.8	6.6	6.6	6.6	3.4	3.4		6	6				
						12.1	0.2	94	21.8		8.1		28.0		89.0		6.6			3.5			6					
5-May-16	Cloudy	Calm	10:46	13.9	Surface	1.0	0.5	87	23.3	23.3	8.1	8.1	22.9	22.9	87.3	87.3	6.5	6.5	6.4	4.0	4.0	4.4	5	5	5	N/A	N/A	N/A
						1.0	0.5	87	23.3		8.1		22.9		87.3		6.5			4.0			5					
					Middle	7.0	0.4	93	22.7	22.7	8.1	8.1	25.6	25.6	85.3	85.3	6.3	6.3		4.7	4.7		6	6				
						7.0	0.4	98	22.7		8.1		25.6		85.3		6.3			4.7			6					
					Bottom	12.9	0.4	70	22.4	22.4	8.1	8.1	27.1	27.1	85.1	85.1	6.3	6.3	6.3	4.4	4.4		5	5				
						12.9	0.4	76	22.4		8.1		27.1		85.1		6.3			4.4			4					
7-May-16	Cloudy	Calm	12:10	13.1	Surface	1.0	0.2	123	24.3	24.3	8.1	8.1	23.2	23.2	87.2	87.2	6.4	6.4	6.3	4.6	4.6	6.1	5	5	6	N/A	N/A	N/A
						1.0	0.2	128	24.3		8.1		23.2		87.2		6.4			4.7			4					
					Middle	6.6	0.2	92	23.3	23.3	8.1	8.1	25.7	25.7	83.6	83.6	6.2	6.2		6.7	6.7		6	6				
						6.6	0.3	99	23.3		8.1		25.7		83.6		6.2			6.7			5					
					Bottom	12.1	0.4	45	22.9	22.9	8.1	8.1	27.4	27.4	83.7	83.7	6.1	6.1	6.1	6.9	6.9		7	7				
						12.1	0.4	46	22.9		8.1		27.4		83.7		6.1			6.9			7					
10-May-16	Cloudy	Calm	16:24	11.9	Surface	1.0	0.6	165	24.4	24.4	8.0	8.0	18.7	18.7	83.8	83.8	6.3	6.3	6.3	6.4	6.4	6.6	2	3	4	N/A	N/A	N/A
						1.0	0.6	174	24.4		8.0		18.7		83.8		6.3			6.4			3					
					Middle	6.0	0.6	188	24.3	24.3	8.0	8.0	19.2	19.2	83.6	83.6	6.3	6.3		6.2	6.2		5	5				
						6.0	0.6	196	24.3		8.0		19.2		83.6		6.3			6.2			4					
					Bottom	10.9	0.7	163	24.2	24.2	8.0	8.0	20.4	20.4	83.4	83.4	6.2	6.2	6.2	7.1	7.1		5	6				
						10.9	0.7	168	24.2		8.0		20.4		83.4		6.2			7.1			6					
12-May-16	Cloudy	Moderate	17:58	12.3	Surface	1.0	0.4	76	24.7	24.7	8.1	8.1	20.3	20.3	87.5	87.2	6.5	6.5	6.3	2.9	3.0	2.8	3	3	3	N/A	N/A	N/A
						1.0	0.4	82	24.7		8.1		20.3		86.8		6.4			3.0			3					
					Middle	6.2	0.4	83	23.6	23.5	8.1	8.1	24.4	24.8	83.0	83.2	6.1	6.1		2.7	2.7		3	4				
						6.2	0.4	86	23.4		8.1		25.3		83.3		6.1			2.7			4					
					Bottom	11.3	0.4	86	23.2	23.2	8.0	8.0	27.0	27.0	83.9	84.0	6.1	6.1	6.1	2.8	2.9		3	3				
						11.3	0.4	92	23.3		8.0		27.0		84.1		6.2			2.9			3					
14-May-16	Cloudy	Calm	11:38	13.1	Surface	1.0	0.5	80	23.9	23.9	8.0	8.0	21.3	21.3	90.9	90.9	6.8	6.8	6.4	2.2	2.2	2.6	3	3	3	N/A	N/A	N/A
						1.0	0.5	82	23.9		8.0		21.3		90.8		6.8			2.2			3					
					Middle	6.6	0.6	93	23.3	23.3	8.0	8.0	26.8	26.8	81.9	81.9	6.0	6.0		2.5	2.5		2	3				
						6.6	0.6	97	23.3		8.0		26.8		81.9		6.0			2.5			3					
					Bottom	12.1	0.4	92	23.1	23.1	8.0	8.0	28.2	28.2	82.4	82.5	6.0	6.0	6.0	3.0	3.0		3	3				
						12.1	0.4	93	23.1		8.0		28.2		82.5		6.0			3.0			2					
19-Jul-16	Sunny	Rough	11:32	12.1	Surface	1.0	0.5	285	26.5	26.4	8.3	8.3	21.3	21.4	95.9	94.7	6.8	6.8	6.0	6.8	7.0	10.7	10	11	10	N/A	N/A	N/A
						1.0	0.6	311	26.4		8.3		21.4		93.5		6.7			7.1			11					
					Middle	6.1	0.6	262	25.5	25.5	8.2	8.2	24.7	24.7	75.8	74.0	5.4	5.3		8.8	9.2		10	10				
						6.1	0.6	284	25.5		8.2		24.8		72.2		5.1			9.6			9					
					Bottom	11.1	0.7	261	22.6	22.6	8.1	8.1	33.2	33.2	61.9	64.2	4.4	4.6	4.6	15.4	16.0		10	11				
						11.1	0.7	279	22.7		8.1		33.1		66.5		4.7			16.5			11					
22-Jul-16	Sunny	Moderate	13:25	11.6	Surface	1.0	0.8	80	25.9	25.9	7.8	7.8	22.9	23.3	69.5	69.6	5.0	5.0	4.5	5.3	5.3	5.6	6	6	8	N/A	N/A	N/A
						1.0	0.9	87	25.9		7.8		23.7		69.7		5.0			5.2			5					
					Middle	5.8	0.8	76	24.9	24.9	7.8	7.8	25.2	25.2	57.5	57.4	4.1	4.1		5.8	5.8		9	9				
						5.8	0.9	79	24.9		7.8		25.2		57.3		4.1			5.7			9					
					Bottom	10.6	0.8	83	23.8	23.9	7.8	7.8	28.2	28.1	59.2	60.3	4.3	4.3	4.3	5.9	5.8		9	10				
						10.6	0.8	85	23.9		7.8		28.0		61.3		4.4			5.7			10					
24-Jul-16	Sunny	Moderate	16:38	14.7	Surface	1.0	0.5	275	26.9	26.9	7.9	7.9	22.0	22.0	90.5	90.4	6.4	6.4	5.4	3.0	3.1	5.7	5	5	8	N/A	N/A	N/A
						1.0	0.6	287	26.9		7.9		22.0		90.3		6.4			3.2			5					
					Middle	7.4	0.6	258	25.4	25.4	7.7	7.7	25.4	25.4	61.1	61.1	4.3	4.3		5.1	5.1		8	8				
						7.4	0.7	281	25.4		7.7		25.4		61.0		4.3			5.0			7					
					Bottom	13.7	0.5	280	24.6	24.6	7.7	7.7	27.4	27.4	54.8	55.0	3.9	3.9	3.9	8.9	9.1		12	13				
						13.7	0.5	304	24.6		7.7		27.4		55.2		3.9			9.2			13					
26-Jul-16	Sunny	Moderate	18:26	11.6	Surface	1.0	0.3	234	26.0	26.0	8.0	8.0	26.2	26.2	103.3	103.3	7.2	7.2	5.9	4.9	4.9	7.1	8	9	8	N/A	N/A	N/A
						1.0	0.3	251	26.0		8.0		26.2		103.3		7.2			4.9			9					
					Middle	5.8	0.2	237	24.5	24.5	7.8	7.8	28.6	28.5	65.8	65.8	4.7	4.7		6.7	6.8		9	9				
						5.8	0.2	245	24.5		7.8		28.5		65.8		4.7			6.8			8					
					Bottom	10.6	0.2	122	23.5	23.5	7.8	7.8	30.9	30.9	61.6	61.7	4.4	4.4	4.4	9.5	9.6		9	8				
						10.6	0.2	129	23.5		7.8		30.9		61.7		4.4			9.6			7					
28-Jul-16	Fine	Calm	15:02	11.2	Surface	1.0	0.5	186	28.4	28.4	8.3	8.3	21.0	21.0	160.7	160.5	11.1	11.1	7.8	3.2	3.2	3.2	6	6	7	N/A	N/A	N/A
						1.0	0.5	203	28.4		8.3		21.0		160.3		11.1			3.2			6					
					Middle	5.6	0.5	180	24.3	24.3	7.8	7.8	29.2	29.1	63.8	63.8	4.5	4.5		2.7	2.7		5	6				
						5.6	0.5	183	24.3		7.8		29.1		63.7		4.5			2.7			7					
					Bottom	10.2	0.3	207	23.5	23.5	7.8	7.8	30.9	30.9	60.2	60.2	4.3	4.3	4.3	3.6	3.6		8	8				
						10.2	0.4	216	23.5		7.8		30.9		60.2		4.3			3.6			8					
30-Jul-16	Sunny	Moderate	09:04	12.4	Surface	1.0	0.3	98	26.6	26.6	8.1	8.1	23.8	23.8	108.9	108.8	7.7	7.6	6.9	5.0	5.0	3.0	2	2	3	N/A	N/A	N/A
						1.0	0.3	105	26.6		8.1		23.8		108.6		7.6			4.9			2					
					Middle	6.2	0.2	208	26.1	26.1	8.0	8.0	24.4	24.4	87.1	87.1	6.2	6.2		2.0	2.0		3	3				
						6.2	0.3	216	26.1		8.0		24.4		87.1		6.2			2.0			3					
					Bottom	11.4	0.2	210	23.9	23.9	7.8	7.8	29.5	29.5	65.8	65.8	4.7	4.7	4.7	2.1	2.1		4	4				
						11.4	0.2	217	23.9		7.8		29.5		65.8		4.7			2.1			4					

Remarks: DA: Depth-Averaged
Calm: Small or no wave; Moderate: Between calm and rough; Rough : White capped or rougher

Expansion of Hong Kong International Airport into a Three-Runway System
Baseline Water Quality Monitoring
Water Quality Monitoring Results at C3 during Mid-Flood Tide

Date	Weather Condition	Sea Condition	Sampling Time	Water Depth (m)	Sampling Depth (m)		Current Speed (m/s)	Current Direction	Water Temperature (°C)		pH		Salinity (ppt)		DO Saturation (%)		Dissolved Oxygen (mg/L)			Turbidity(NTU)			Suspended Solids (mg/L)			Observed construction activities		Other Observations
									Value	Average	Value	Average	Value	Average	Value	Average	Value	Average	DA	Value	Average	DA	Value	Average	DA	<100m from location	>100m from location	
3-May-16	Rainy	Calm	16:54	13.0	Surface	1.0	0.4	123	22.8	22.8	8.1	8.1	21.5	21.5	92.2	92.2	7.0	7.0	6.8	2.8	2.8	5.2	4	4	4	N/A	N/A	N/A
						1.0	0.4	128	22.8		8.1		21.5		92.2		7.0			2.8			4					
					Middle	6.5	0.2	67	22.1	22.1	8.1	8.1	25.2	25.2	87.2	87.2	6.6	6.6		4.5	4.6		4	4				
						6.5	0.2	67	22.1		8.1		25.2		87.2		6.6			4.7			4					
					Bottom	12.0	0.2	146	21.8	21.7	8.1	8.1	28.3	28.3	86.7	86.7	6.5	6.5	6.5	8.3	8.3		4	4				
						12.0	0.2	156	21.7		8.1		28.3		86.7		6.5			8.4			4					
5-May-16	Cloudy	Calm	18:51	12.5	Surface	1.0	0.6	257	23.3	23.3	8.1	8.1	23.1	23.1	86.6	86.6	6.5	6.5	6.4	4.1	4.1	7.3	4	4	8	N/A	N/A	N/A
						1.0	0.7	264	23.3		8.1		23.1		86.6		6.5			4.1			4					
					Middle	6.3	0.6	265	22.6	22.6	8.1	8.1	26.8	26.9	84.3	84.3	6.2	6.2		7.7	7.7		10	10				
						6.3	0.6	290	22.6		8.1		26.9		84.3		6.2			7.7			10					
					Bottom	11.5	0.6	266	22.5	22.5	8.1	8.1	27.3	27.3	84.3	84.3	6.2	6.2	6.2	10.1	10.1		10	11				
						11.5	0.6	278	22.5		8.1		27.3		84.3		6.2			10.2			12					
7-May-16	Cloudy	Moderate	20:44	12.9	Surface	1.0	0.4	300	24.4	24.4	8.0	8.0	20.2	20.2	83.9	83.9	6.3	6.3	6.2	9.6	9.6	11.8	9	9	13	N/A	N/A	N/A
						1.0	0.4	320	24.4		8.0		20.2		83.9		6.3			9.7			8					
					Middle	6.5	0.4	298	24.0	24.0	8.1	8.1	21.8	21.8	82.6	82.6	6.1	6.1		15.1	15.1		12	12				
						6.5	0.5	321	24.0		8.1		21.8		82.6		6.1			15.1			11					
					Bottom	11.9	0.4	280	23.5	23.5	8.1	8.1	24.0	24.0	81.5	81.5	6.0	6.0	6.0	10.7	10.7		17	18				
						11.9	0.5	301	23.5		8.1		24.0		81.5		6.0			10.8			18					
10-May-16	Cloudy	Calm	07:32	11.8	Surface	1.0	0.7	261	25.0	25.0	7.9	7.9	15.3	15.3	82.2	82.2	6.2	6.2	6.1	4.9	4.9	12.6	3	3	22	N/A	N/A	N/A
						1.0	0.7	264	25.0		7.9		15.3		82.2		6.2			4.9			3					
					Middle	5.9	0.6	262	24.2	24.2	8.0	8.0	22.2	22.2	80.3	80.4	5.9	5.9		6.0	6.0		4	4				
						5.9	0.6	271	24.2		8.0		22.2		80.4		5.9			6.0			4					
					Bottom	10.8	0.5	285	23.4	23.4	8.0	8.0	27.1	27.1	80.9	80.9	5.9	5.9	5.9	27.2	27.0		58	59				
						10.8	0.6	293	23.4		8.0		27.1		80.9		5.9			26.8			60					
12-May-16	Sunny	Moderate	08:55	12.9	Surface	1.0	0.3	240	24.3	24.2	8.0	8.0	18.3	18.3	84.9	84.7	6.4	6.4	6.2	3.6	3.5	3.6	3	3	5	N/A	N/A	N/A
						1.0	0.3	260	24.2		8.0		18.4		84.5		6.4			3.4			3					
					Middle	6.5	0.4	237	23.6	23.6	8.0	8.0	23.3	23.3	81.8	81.8	6.1	6.1		3.3	3.4		7	7				
						6.5	0.4	238	23.6		8.0		23.3		81.7		6.1			3.4			7					
					Bottom	11.9	0.4	251	23.1	23.1	8.0	8.0	27.7	27.6	81.2	81.4	5.9	5.9	5.9	3.9	3.8		6	6				
						11.9	0.5	253	23.1		8.0		27.6		81.5		6.0			3.7			5					
14-May-16	Cloudy	Moderate	13:31	13.1	Surface	1.0	0.3	258	24.1	24.1	8.1	8.1	22.1	22.1	89.4	89.4	6.6	6.6	6.3	2.1	2.1	3.9	4	4	3	N/A	N/A	N/A
						1.0	0.3	258	24.1		8.1		22.1		89.4		6.6			2.1			3					
					Middle	6.6	0.5	248	23.4	23.4	8.1	8.1	26.6	26.6	81.9	81.9	6.0	6.0		2.9	3.0		4	3				
						6.6	0.5	250	23.4		8.1		26.6		81.8		6.0			3.0			2					
					Bottom	12.1	0.4	254	23.1	23.1	8.1	8.1	28.7	28.7	80.8	80.9	5.9	5.9	5.9	6.4	6.5		4	4				
						12.1	0.4	258	23.1		8.1		28.7		80.9		5.9			6.6			3					
19-Jul-16	Cloudy	Rough	20:30	10.9	Surface	1.0	0.6	165	27.3	27.3	8.3	8.3	19.6	19.5	99.9	97.9	7.1	7.0	6.1	6.6	6.7	6.8	8	9	8	N/A	N/A	N/A
						1.0	0.6	180	27.3		8.3		19.4		95.8		6.8			6.7			9					
					Middle	5.5	0.6	188	25.6	25.7	8.1	8.1	24.7	24.5	73.2	74.1	5.2	5.3		6.7	6.7		8	9				
						5.5	0.6	195	25.8		8.1		24.2		74.9		5.3			6.7			9					
					Bottom	9.9	0.7	163	25.4	25.4	8.0	8.0	25.7	25.7	73.4	74.5	5.2	5.3	5.3	6.9	7.0		8	8				
						9.9	0.7	170	25.4		8.0		25.8		75.6		5.4			7.0			8					
22-Jul-16	Fine	Moderate	22:16	12.4	Surface	1.0	0.8	74	25.4	25.3	7.9	7.9	24.7	24.6	66.5	65.5	4.7	4.7	4.4	2.2	2.3	3.2	4	4	5	N/A	N/A	N/A
						1.0	0.8	78	25.3		7.9		24.4		64.4		4.6			2.4			4					
					Middle	6.2	0.7	74	23.9	23.9	7.8	7.8	27.4	27.5	58.0	58.1	4.1	4.1		3.5	3.6		4	5				
						6.2	0.7	76	23.9		7.8		27.5		58.1		4.2			3.7			5					
					Bottom	11.4	0.7	119	23.5	23.5	7.8	7.8	29.8	29.8	63.4	64.7	4.6	4.6	4.6	3.7	3.7		7	7				
						11.4	0.7	130	23.5		7.8		29.8		66.0		4.7			3.6			6					
24-Jul-16	Sunny	Moderate	08:14	12.0	Surface	1.0	0.5	237	25.7	25.6	7.8	7.8	24.3	24.3	68.4	68.2	4.9	4.9	4.0	1.7	1.8	3.6	5	5	9	N/A	N/A	N/A
						1.0	0.6	252	25.6		7.8		24.3		68.0		4.8			1.9			5					
					Middle	6.0	0.8	260	23.4	23.4	7.7	7.7	29.5	29.5	44.7	44.7	3.2	3.2		4.0	4.0		8	8				
						6.0	0.9	284	23.4		7.7		29.5		44.7		3.2			4.0			7					
					Bottom	11.0	0.7	271	23.3	23.3	7.7	7.7	29.9	29.9	44.3	44.4	3.2	3.2	3.2	4.9	5.0		15	15				
						11.0	0.7	295	23.3		7.7		29.9		44.4		3.2			5.1			14					
26-Jul-16	Sunny	Calm	10:17	11.8	Surface	1.0	0.7	264	26.7	26.7	7.9	7.9	22.3	22.3	93.7	93.8	6.6	6.6	5.4	2.9	2.9	3.9	4	4	5	N/A	N/A	N/A
						1.0	0.7	284	26.8		7.9		22.3		93.8		6.6			2.9			4					
					Middle	5.9	0.5	257	24.7	24.7	7.7	7.7	27.2	27.2	59.2	59.2	4.2	4.2		4.4	4.3		5	6				
						5.9	0.6	262	24.7		7.7		27.2		59.1		4.2			4.1			6					
					Bottom	10.8	0.5	257	24.1	24.1	7.7	7.7	28.5	28.5	56.4	56.6	4.0	4.0	4.0	4.6	4.7		6	6				
						10.8	0.5	265	24.1		7.7		28.5		56.7		4.1			4.7			6					
28-Jul-16	Fine	Calm	07:03	12.3	Surface	1.0	0.6	126	26.5	26.5	7.9	7.9	22.6	22.6	92.3	92.3	6.5	6.5	6.1	3.5	3.5	4.2	4	4	4	N/A	N/A	N/A
						1.0	0.6	127	26.5		7.9		22.6		92.3		6.5			3.5			4					
					Middle	6.2	0.3	111	25.7	25.7	7.9	7.9	24.7	24.7	79.2	79.2	5.6	5.6		3.8	3.8		4	4				
						6.2	0.4	119	25.7		7.9		24.7		79.2		5.6			3.8			4					
					Bottom	11.3	0.4	64	24.2	24.2	7.8	7.8	28.6	28.6	70.9	70.9	5.1	5.1	5.1	5.2	5.2		4	4				
						11.3	0.4	65	24.2		7.8		28.6		70.9		5.1			5.2			4					
30-Jul-16	Cloudy	Calm	18:01	11.2	Surface	1.0	0.6	254	27.7	27.6	8.3	8.3	20.9	20.9	132.3	132.0	9.3	9.3	6.6	2.8	2.8	4.5	5	5	4	N/A	N/A	N/A
						1.0	0.6	279	27.6		8.3		20.9		131.7		9.2			2.8			5					
					Middle	5.6	0.6	275	23.8	23.8	7.8	7.8	30.5	30.5	56.5	56.5	4.0	4.0		3.7	3.7		3	3				
						5.6	0.6	301	23.8		7.8		30.5		56.5		4.0			3.7			3					
					Bottom	10.2	0.4	281	22.9	22.9	7.8	7.8	32.3	32.3	53.7	53.7	3.8	3.8	3.8	7.1	7.1		5	4				
						10.2	0.5	306	22.9		7.8		32.3		53.7		3.8			7.1			3					

Remarks: DA: Depth-Averaged
Calm: Small or no wave; Moderate: Between calm and rough; Rough : White capped or rougher

Expansion of Hong Kong International Airport into a Three-Runway System
Baseline Water Quality Monitoring
Water Quality Monitoring Results at IM1 during Mid-Ebb Tide

Date	Weather Condition	Sea Condition	Sampling Time	Water Depth (m)	Sampling Depth (m)		Current Speed (m/s)	Current Direction	Water Temperature (°C) Value	Water Temperature (°C) Average	pH Value	pH Average	Salinity (ppt) Value	Salinity (ppt) Average	DO Saturation (%) Value	DO Saturation (%) Average	Dissolved Oxygen (mg/L) Value	Dissolved Oxygen (mg/L) Average	Dissolved Oxygen (mg/L) DA	Turbidity(NTU) Value	Turbidity(NTU) Average	Turbidity(NTU) DA	Suspended Solids (mg/L) Value	Suspended Solids (mg/L) Average	Suspended Solids (mg/L) DA	Total Alkalinity (ppm) Value	Total Alkalinity (ppm) Average	Total Alkalinity (ppm) DA	Observed construction activities <100m from location	Observed construction activities >100m from location	Other Observations
3-May-16	Sunny	Moderate	10:45	6.8	Surface	1.0	0.5	189	23.1	23.1	8.1	8.1	25.1	25.1	89.6	89.5	6.6	6.6	6.5	4.6	4.7	5.5	6	7	7	96	97	96	N/A	N/A	N/A
						1.0	0.6	190	23.1		8.1		25.1		89.5		6.6			4.8			7			97					
					Middle	3.4	0.2	181	22.7	22.7	8.1	8.1	29.3	29.3	88.2	88.2	6.4	6.4		5.0	5.1		6	6		93	94				
						3.4	0.2	194	22.6		8.1		29.3		88.3		6.4			5.2			6			96					
					Bottom	5.8	0.1	185	22.5	22.5	8.1	8.1	29.9	29.9	88.7	88.9	6.5	6.5	6.5	6.8	6.7		7	8		98	96				
						5.8	0.2	189	22.5		8.1		29.9		89.1		6.5			6.6			9			94					
5-May-16	Cloudy	Moderate	12:10	6.8	Surface	1.0	1.0	194	24.5	24.4	8.1	8.1	23.3	23.3	90.7	90.4	6.6	6.6	6.5	5.9	6.2	13.7	5	5	7	67	69	75	N/A	N/A	N/A
						1.0	1.1	211	24.4		8.1		23.4		90.2		6.6			6.6			4			71					
					Middle	3.4	0.8	186	23.6	23.6	8.1	8.1	25.3	25.4	88.4	88.3	6.5	6.5		10.5	11.1		6	6		75	75				
						3.4	0.8	196	23.6		8.1		25.4		88.3		6.5			11.7			6			74					
					Bottom	5.8	0.6	179	23.4	23.4	8.1	8.1	26.1	26.2	88.2	88.3	6.5	6.5	6.5	22.7	23.9		10	11		82	80				
						5.8	0.6	184	23.4		8.1		26.2		88.4		6.5			25.0			11			79					
7-May-16	Cloudy	Moderate	13:32	6.6	Surface	1.0	0.9	195	24.7	24.6	8.1	8.1	24.1	24.2	89.5	89.4	6.5	6.5	6.5	13.9	14.6	28.1	5	5	17	81	82	88	N/A	N/A	N/A
						1.0	1.0	211	24.6		8.1		24.3		89.4		6.5			15.3			4			83					
					Middle	3.3	0.7	184	24.1	24.1	8.1	8.1	25.4	25.4	88.5	88.6	6.4	6.4		27.7	28.0		12	13		86	88				
						3.3	0.8	196	24.1		8.1		25.4		88.8		6.4			28.4			13			89					
					Bottom	5.6	0.6	179	24.1	24.1	8.1	8.1	25.7	25.7	91.2	91.7	6.6	6.7	6.7	42.1	41.6		32	33		93	93				
						5.6	0.6	191	24.1		8.1		25.7		92.3		6.7			41.1			33			93					
10-May-16	Cloudy	Moderate	15:24	7.9	Surface	1.0	0.6	225	24.5	24.5	8.1	8.1	25.4	25.3	87.3	87.4	6.3	6.3	6.3	9.0	9.2	10.2	3	3	7	81	81	86	N/A	N/A	N/A
						1.0	0.6	246	24.5		8.1		25.2		87.5		6.3			9.3			2			80					
					Middle	4.0	0.7	202	24.2	24.2	8.1	8.1	27.1	27.1	88.1	88.3	6.3	6.3		10.5	10.6		8	8		86	87				
						4.0	0.7	212	24.2		8.1		27.0		88.5		6.4			10.7			8			88					
					Bottom	6.9	0.6	218	24.1	24.1	8.1	8.1	28.5	28.5	89.3	89.7	6.4	6.4	6.4	10.7	10.7		11	11		89	90				
						6.9	0.6	234	24.1		8.1		28.5		90.0		6.4			10.7			11			91					
12-May-16	Cloudy	Moderate	16:57	8.1	Surface	1.0	0.2	128	25.5	25.5	8.2	8.2	21.7	21.7	101.0	101.0	7.3	7.3	6.9	4.1	4.2	6.6	5	6	8	81	82	86	N/A	N/A	N/A
						1.0	0.3	139	25.5		8.2		21.7		101.0		7.3			4.2			6			83					
					Middle	4.1	0.4	90	24.5	24.5	8.1	8.1	25.2	25.2	90.2	90.2	6.5	6.5		6.3	6.3		7	7		86	88				
						4.1	0.4	95	24.5		8.1		25.2		90.1		6.5			6.3			7			90					
					Bottom	7.1	0.3	81	24.4	24.4	8.1	8.1	26.1	26.0	85.1	85.2	6.1	6.1	6.1	9.2	9.3		11	11		88	90				
						7.1	0.3	83	24.4		8.1		26.0		85.3		6.2			9.3			10			91					
14-May-16	Cloudy	Moderate	08:12	7.5	Surface	1.0	0.2	121	24.5	24.5	8.1	8.1	24.6	24.5	86.3	86.3	6.3	6.3	6.1	6.0	6.0	6.9	6	6	7	84	84	88	N/A	N/A	N/A
						1.0	0.2	127	24.5		8.1		24.4		86.3		6.3			5.9			5			84					
					Middle	3.8	0.4	99	24.0	24.0	8.1	8.1	28.4	28.4	84.4	84.4	6.0	6.0		5.4	5.4		8	8		90	90				
						3.8	0.4	102	24.0		8.1		28.4		84.3		6.0			5.4			8			90					
					Bottom	6.5	0.3	86	23.8	23.8	8.1	8.1	30.4	30.5	82.5	82.6	5.9	5.9	5.9	8.9	9.4		8	9		91	91				
						6.5	0.4	86	23.8		8.1		30.5		82.6		5.9			9.9			9			91					
19-Jul-16	Fine	Rough	12:55	6.5	Surface	1.0	0.4	81	27.1	27.2	8.1	8.1	17.7	17.6	84.3	83.1	6.1	6.0	5.5	3.3	3.3	6.9	10	10	20	86	85	81	N/A	N/A	N/A
						1.0	0.5	82	27.3		8.1		17.4		81.9		5.9			3.2			9			85					
					Middle	3.3	0.3	139	26.2	26.2	8.2	8.2	24.5	24.6	70.8	71.5	5.0	5.1		6.2	6.4		26	26		76	74				
						3.3	0.3	152	26.1		8.2		24.6		72.2		5.1			6.6			26			72					
					Bottom	5.5	0.3	204	25.2	25.2	8.1	8.2	26.9	26.9	61.9	61.3	4.4	4.4	4.4	11.3	11.0		25	26		84	83				
						5.5	0.3	212	25.2		8.2		26.9		60.7		4.3			10.7			26			82					
22-Jul-16	Sunny	Moderate	14:47	7.1	Surface	1.0	0.5	216	27.7	27.7	7.8	7.8	16.8	16.8	80.1	80.0	5.7	5.7	5.5	19.4	19.7	38.2	9	9	18	93	90	94	N/A	N/A	N/A
						1.0	0.5	225	27.7		7.8		16.8		79.9		5.7			19.9			9			88					
					Middle	3.6	0.2	203	27.1	27.1	7.8	7.8	19.3	19.3	74.0	73.9	5.3	5.3		36.7	37.0		12	13		93	93				
						3.6	0.3	206	27.1		7.8		19.3		73.8		5.3			37.2			13			94					
					Bottom	6.1	0.3	58	25.7	25.7	7.8	7.8	25.4	25.3	69.4	69.6	4.9	4.9	4.9	59.2	58.1		34	34		97	97				
						6.1	0.3	63	25.8		7.8		25.3		69.7		4.9			56.9			33			97					
24-Jul-16	Sunny	Moderate	15:37	7.1	Surface	1.0	0.8	193	27.2	27.2	7.8	7.8	23.1	23.1	77.0	77.0	5.4	5.4	3.9	8.6	8.7	12.0	20	19	23	88	86	88	N/A	N/A	N/A
						1.0	0.8	209	27.2		7.8		23.1		77.0		5.4			8.7			18			84					
					Middle	3.6	0.6	194	24.4	24.4	7.7	7.7	31.3	31.2	35.7	35.7	2.5	2.5		10.0	10.0		25	25		89	89				
						3.6	0.6	206	24.4		7.7		31.2		35.6		2.5			10.0			25			89					
					Bottom	6.1	0.2	225	24.1	24.1	7.7	7.7	32.0	32.0	35.6	35.6	2.5	2.5	2.5	17.4	17.3		26	26		88	88				
						6.1	0.3	241	24.1		7.7		32.0		35.6		2.5			17.2			25			88					
26-Jul-16	Sunny	Moderate	17:15	7.2	Surface	1.0	0.3	176	27.3	27.3	8.0	8.0	24.9	25.0	101.0	100.6	7.0	6.9	5.0	5.0	5.1	8.7	8	8	12	90	89	96	N/A	N/A	N/A
						1.0	0.3	176	27.2		8.0		25.1		100.1		6.9			5.1			8			87					
					Middle	3.6	0.2	161	24.6	24.7	7.7	7.7	30.8	30.7	43.1	43.1	3.0	3.0		9.3	9.2		14	14		99	99				
						3.6	0.2	169	24.7		7.7		30.7		43.1		3.0			9.0			13			98					
					Bottom	6.2	0.2	156	24.5	24.5	7.7	7.7	31.1	31.0	43.8	44.1	3.1	3.1	3.1	11.7	11.8		14	14		101	101				
						6.2	0.2	163	24.6		7.7		31.0		44.3		3.1			11.8			13			101					
28-Jul-16	Fine	Moderate	13:50	6.9	Surface	1.0	0.7	275	29.5	29.5	8.1	8.1	19.5	19.5	120.4	120.2	8.2	8.2	7.5	3.3	3.2	12.0	6	7	9	81	82	85	N/A	N/A	N/A
						1.0	0.7	288	29.5		8.1		19.5		119.9		8.2			3.1			7			82					
					Middle	3.5	0.6	244	28.3	28.3	8.0	8.0	23.7	23.8	98.5	98.5	6.7	6.7		8.5	8.6		8	8		86	87				
						3.5	0.7	244	28.3		8.0		23.8		98.5		6.7			8.6			8			87					
					Bottom	5.9	0.4	305	26.7	26.6	7.9	7.9	27.3	27.3	72.4	72.7	5.0	5.0	5.0	24.3	24.4		12	13		88	87				
						5.9	0.4	333	26.5		7.9		27.4		72.9		5.0			24.4			13			87					
30-Jul-16	Sunny	Moderate	10:32	7.0	Surface	1.0	0.5	244	28.2	28.2	8.0	8.0	21.6	21.6	92.9	93.0	6.4	6.4	4.2	2.5	2.6	5.5	3	4	4	84	86	91	N/A	N/A	N/A
						1.0	0.5	257	28.3		8.0		21.7		93.0		6.4			2.7			4			87					
					Middle	3.5	0.5	249	24.3	24.3	7.7	7.7	31.7	31.6	29.4	29.4	2.1	2.1		5.8	5.9		4	4		88	87				
						3.5	0.5	253	24.4		7.7		31.6		29.3		2.1			5.9			4			87					
					Bottom	6.0	0.5	230	24.1	24.1	7.7	7.7	32.2	32.2	32.1	32.2	2.3	2.3	2.3	7.9	8.0		5	6		100	101				
						6.0	0.5	242	24.1		7.7		32.2		32.3		2.3			8.1			6			102					

Remarks: DA: Depth-Averaged
Calm: Small or no wave; Moderate: Between calm and rough; Rough : White capped or rougher

Expansion of Hong Kong International Airport into a Three-Runway System
Baseline Water Quality Monitoring
Water Quality Monitoring Results at IM1 during Mid-Flood Tide

Date	Weather Condition	Sea Condition	Sampling Time	Water Depth (m)	Sampling Depth (m)		Current Speed (m/s)	Current Direction	Water Temperature (°C)		pH		Salinity (ppt)		DO Saturation (%)		Dissolved Oxygen (mg/L)			Turbidity(NTU)			Suspended Solids (mg/L)			Total Alkalinity (ppm)			Observed construction activities		Other Observations
									Value	Average	Value	Average	Value	Average	Value	Average	Value	Average	DA	Value	Average	DA	Value	Average	DA	Value	Average	DA	<100m from location	>100m from location	
3-May-16	Cloudy	Moderate	15:51	7.9	Surface	1.0	0.2	127	26.4	26.4	8.1	8.1	12.9	13.0	110.7	110.6	8.3	8.3	7.6	4.6	4.6	7.3	5	5	7	64	64	79	N/A	N/A	N/A
						1.0	0.2	128	26.4		8.1		13.0		110.5		8.3			4.7			5			64					
					Middle	4.0	0.3	51	23.7	23.7	8.1	8.1	21.5	21.5	92.0	91.8	6.9	6.9		4.4	4.5		5	5		79	82				
						4.0	0.3	51	23.7		8.1		21.6		91.7		6.9			4.6			4			85					
					Bottom	6.9	0.4	42	22.7	22.7	8.1	8.1	28.4	28.4	86.9	87.1	6.4	6.4	6.4	13.0	12.7		13	12		94	91				
						6.9	0.4	44	22.7		8.1		28.4		87.4		6.4			12.4			11			88					
5-May-16	Sunny	Moderate	17:49	7.0	Surface	1.0	0.7	249	24.2	24.2	8.1	8.1	24.3	24.4	90.4	90.4	6.6	6.6	6.6	10.0	10.4	14.0	7	7	11	71	72	79	N/A	N/A	N/A
						1.0	0.7	257	24.1		8.1		24.5		90.5		6.6			10.8			7			72					
					Middle	3.5	0.6	233	24.1	24.1	8.1	8.1	24.9	24.9	90.6	90.7	6.6	6.6		12.6	12.7		8	9		79	79				
						3.5	0.7	234	24.1		8.1		24.9		90.8		6.6			12.9			9			79					
					Bottom	6.0	0.6	240	24.1	24.1	8.1	8.1	25.5	25.4	92.8	93.9	6.7	6.8	6.8	19.9	18.8		17	18		87	87				
						6.0	0.6	241	24.1		8.1		25.4		95.0		6.9			17.7			18			86					
7-May-16	Cloudy	Moderate	19:42	6.7	Surface	1.0	1.0	191	25.8	25.8	7.9	7.9	18.2	18.5	88.5	88.6	6.5	6.5	6.5	25.2	25.3	26.5	31	32	40	70	72	79	N/A	N/A	N/A
						1.0	1.1	192	25.8		7.9		18.8		88.7		6.5			25.5			32			73					
					Middle	3.4	0.9	193	25.3	25.3	8.0	8.0	20.5	20.7	89.7	89.9	6.6	6.6		26.8	26.9		38	38		82	80				
						3.4	0.9	195	25.3		8.0		20.9		90.2		6.6			27.0			38			79					
					Bottom	5.7	0.7	200	25.0	24.9	8.0	8.0	22.2	22.7	91.3	94.0	6.6	6.8	6.8	26.3	27.4		48	49		85	86				
						5.7	0.8	215	24.8		8.0		23.1		96.8		7.0			28.5			50			87					
10-May-16	Rainy	Rough	08:48	8.2	Surface	1.0	0.3	204	25.6	25.6	7.9	7.9	16.5	16.5	87.2	87.2	6.5	6.5	6.4	7.5	7.8	13.7	7	7	7	76	75	82	N/A	N/A	N/A
						1.0	0.4	216	25.6		8.0		16.4		87.1		6.5			8.1			6			75					
					Middle	4.1	0.3	139	25.1	25.1	8.0	8.0	20.2	19.9	86.6	86.7	6.4	6.4		14.7	15.8		7	7		82	82				
						4.1	0.3	149	25.1		8.0		19.7		86.7		6.4			16.8			6			83					
					Bottom	7.2	0.4	81	24.5	24.5	8.1	8.1	25.8	25.8	86.2	86.4	6.2	6.2	6.2	16.0	17.4		7	7		89	88				
						7.2	0.5	82	24.6		8.1		25.8		86.6		6.2			18.8			6			88					
12-May-16	Fine	Calm	10:17	8.0	Surface	1.0	0.5	113	25.0	25.0	8.1	8.1	21.9	21.9	85.7	85.8	6.3	6.3	6.3	4.6	4.7	5.4	5	5	5	87	86	83	N/A	N/A	N/A
						1.0	0.5	113	25.0		8.1		21.9		85.8		6.3			4.7			5			85					
					Middle	4.0	0.7	93	24.5	24.5	8.1	8.1	23.7	23.7	85.9	85.9	6.3	6.2		4.2	4.3		5	5		83	83				
						4.0	0.8	100	24.5		8.1		23.8		85.8		6.2			4.3			5			82					
					Bottom	7.0	0.5	198	24.4	24.4	8.1	8.1	24.5	24.5	84.2	84.2	6.1	6.1	6.1	7.2	7.2		4	4		82	82				
						7.0	0.5	201	24.4		8.1		24.5		84.2		6.1			7.2			4			82					
14-May-16	Sunny	Moderate	12:33	7.5	Surface	1.0	0.6	120	24.4	24.4	8.1	8.1	27.6	27.6	87.5	87.5	6.2	6.2	6.2	5.7	5.8	6.8	9	9	9	100	99	97	N/A	N/A	N/A
						1.0	0.6	128	24.4		8.1		27.6		87.5		6.2			5.8			8			98					
					Middle	3.8	0.6	109	24.0	24.0	8.1	8.1	28.5	28.5	85.8	85.8	6.1	6.1		4.8	4.8		9	9		96	96				
						3.8	0.7	119	24.0		8.1		28.5		85.8		6.1			4.8			8			96					
					Bottom	6.5	0.5	204	23.8	23.8	8.1	8.1	30.7	30.7	83.9	84.4	6.0	6.0	6.0	9.4	9.7		8	9		98	98				
						6.5	0.5	210	23.8		8.1		30.7		84.8		6.0			10.0			9			98					
19-Jul-16	Fine	Rough	19:34	6.5	Surface	1.0	0.6	218	25.3	25.2	8.0	8.0	17.9	18.0	85.2	85.1	6.3	6.3	5.7	3.8	4.0	6.5	37	37	37	77	76	75	N/A	N/A	N/A
						1.0	0.6	229	25.1		8.0		18.1		84.9		6.3			4.1			36			75					
					Middle	3.3	0.6	225	26.4	26.5	8.1	8.1	23.8	23.7	73.1	72.0	5.1	5.1		6.5	6.4		38	38		72	71				
						3.3	0.6	226	26.6		8.1		23.5		70.8		5.0			6.2			37			70					
					Bottom	5.5	0.7	202	27.4	27.5	8.2	8.2	25.8	26.0	62.4	61.8	4.3	4.3	4.3	9.1	9.2		38	38		79	77				
						5.5	0.7	214	27.5		8.2		26.1		61.2		4.2			9.2			38			76					
22-Jul-16	Fine	Moderate	21:15	7.8	Surface	1.0	0.5	208	27.3	27.3	7.8	7.8	19.4	19.4	84.2	84.3	6.0	6.0	6.0	15.2	15.8	29.9	7	8	25	71	68	74	N/A	N/A	N/A
						1.0	0.5	210	27.2		7.8		19.4		84.4		6.0			16.4			8			65					
					Middle	3.9	0.5	199	26.7	26.7	7.9	7.9	22.0	22.0	83.5	83.5	5.9	5.9		36.0	36.2		12	12		73	74				
						3.9	0.5	204	26.7		7.9		22.0		83.5		5.9			36.3			11			74					
					Bottom	6.8	0.2	223	26.7	26.7	7.8	7.8	22.4	22.3	83.8	83.9	5.9	5.9	5.9	39.2	37.9		57	57		80	80				
						6.8	0.3	229	26.7		7.8		22.2		84.0		5.9			36.5			57			80					
24-Jul-16	Sunny	Moderate	09:36	7.7	Surface	1.0	0.1	150	27.0	27.0	7.8	7.8	24.7	24.7	68.0	68.0	4.7	4.7	4.0	16.9	17.0	18.9	4	4	13	79	82	91	N/A	N/A	N/A
						1.0	0.1	161	27.0		7.8		24.7		68.0		4.7			17.0			4			85					
					Middle	3.9	0.2	121	25.7	25.7	7.7	7.7	27.9	27.9	46.6	46.6	3.2	3.2		20.8	20.7		9	9		92	89				
						3.9	0.3	126	25.7		7.7		27.9		46.5		3.2			20.6			8			87					
					Bottom	6.7	0.2	139	24.5	24.6	7.6	7.6	30.9	30.8	37.7	38.3	2.6	2.7	2.7	18.9	19.1		25	26		100	100				
						6.7	0.2	152	24.6		7.6		30.8		38.8		2.7			19.2			26			100					
26-Jul-16	Sunny	Moderate	11:34	7.3	Surface	1.0	0.7	128	27.4	27.4	7.8	7.8	25.0	25.0	77.6	77.6	5.3	5.3	4.7	4.7	4.8	11.7	6	7	13	92	92	94	N/A	N/A	N/A
						1.0	0.8	140	27.4		7.8		25.0		77.6		5.3			4.8			7			92					
					Middle	3.7	0.6	100	26.4	26.4	7.7	7.7	26.5	26.5	59.2	59.2	4.1	4.1		7.5	7.6		6	7		92	91				
						3.7	0.6	100	26.4		7.7		26.5		59.1		4.1			7.6			7			90					
					Bottom	6.3	0.4	161	25.3	25.3	7.7	7.7	29.3	29.3	55.1	55.2	3.8	3.8	3.8	23.0	22.9		26	26		102	100				
						6.3	0.4	169	25.3		7.7		29.3		55.2		3.8			22.7			26			99					
28-Jul-16	Fine	Moderate	08:17	6.7	Surface	1.0	0.7	183	28.4	28.6	7.9	7.9	21.4	21.3	95.4	95.1	6.6	6.5	5.0	2.7	2.7	4.7	4	5	6	86	85	95	N/A	N/A	N/A
						1.0	0.7	183	28.9		7.9		21.2		94.8		6.5			2.7			5			85					
					Middle	3.4	0.4	186	25.3	25.5	7.8	7.8	29.3	29.1	50.9	50.7	3.5	3.5		5.8	5.7		6	6		101	99				
						3.4	0.4	187	25.8		7.8		29.0		50.4		3.5			5.6			6			97					
					Bottom	5.7	0.3	206	24.9	24.9	7.8	7.8	31.0	31.0	43.9	44.1	3.1	3.1	3.1	5.7	5.7		7	8		102	99				
						5.7	0.3	222	24.9		7.8		31.0		44.2		3.1			5.7			8			96					
30-Jul-16	Cloudy	Moderate	16:59	6.9	Surface	1.0	0.8	99	28.8	28.8	8.2	8.2	21.4	21.4	129.9	129.9	8.9	8.9	6.7	6.0	6.0	16.4	10	11	13	98	98	98	N/A	N/A	N/A
						1.0	0.8	99	28.8		8.2		21.4		129.8		8.9			5.9			11			97					
					Middle	3.5	0.8	107	26.4	26.3	7.8	7.8	26.7	26.7	64.3	64.3	4.5	4.5		7.2	7.3		9	10		95	96				
						3.5	0.8	107	26.3		7.8		26.7		64.2		4.5			7.3			11			96					
					Bottom	5.9	0.7	111	25.0	25.1	7.7	7.7	29.8	29.8	44.2	44.4	3.1	3.1	3.1	36.4	36.0		19	18		102	101				
						5.9	0.7	113	25.1		7.7		29.7		44.5		3.1			35.5			17			100					

Remarks: DA: Depth-Averaged
Calm: Small or no wave; Moderate: Between calm and rough; Rough : White capped or rougher

Expansion of Hong Kong International Airport into a Three-Runway System
Baseline Water Quality Monitoring
Water Quality Monitoring Results at IM2 during Mid-Ebb Tide

Date	Weather Condition	Sea Condition	Sampling Time	Water Depth (m)	Sampling Depth (m)		Current Speed (m/s)	Current Direction	Water Temperature (°C) Value	Water Temperature (°C) Average	pH Value	pH Average	Salinity (ppt) Value	Salinity (ppt) Average	DO Saturation (%) Value	DO Saturation (%) Average	Dissolved Oxygen (mg/L) Value	Dissolved Oxygen (mg/L) Average	Dissolved Oxygen (mg/L) DA	Turbidity(NTU) Value	Turbidity(NTU) Average	Turbidity(NTU) DA	Suspended Solids (mg/L) Value	Suspended Solids (mg/L) Average	Suspended Solids (mg/L) DA	Total Alkalinity (ppm) Value	Total Alkalinity (ppm) Average	Total Alkalinity (ppm) DA	Observed construction activities <100m from location	Observed construction activities >100m from location	Other Observations
3-May-16	Sunny	Moderate	10:58	7.7	Surface	1.0	0.8	218	24.5	24.5	8.1	8.1	15.5	15.5	98.0	97.8	7.5	7.5	6.9	4.9	4.8	5.7	6	6	7	79	80	88	N/A	N/A	N/A
						1.0	0.9	227	24.5		8.1		15.4		97.7		7.5			4.7			6			80					
					Middle	3.9	0.7	212	22.7	22.7	8.1	8.1	27.6	27.6	85.6	85.8	6.3	6.3		6.3	6.2		5	6		90	92				
						3.9	0.7	228	22.7		8.1		27.6		86.1		6.3			6.2			6			94					
					Bottom	6.7	0.5	208	22.6	22.6	8.1	8.1	29.6	29.6	90.2	90.2	6.6	6.6	6.6	6.2	6.2		11	11		94	93				
						6.7	0.5	219	22.6		8.1		29.6		90.3		6.6			6.2			10			92					
5-May-16	Cloudy	Moderate	12:23	7.4	Surface	1.0	1.2	223	24.6	24.6	8.1	8.1	22.0	22.0	90.5	90.2	6.6	6.6	6.5	5.7	5.9	9.9	5	5	7	72	72	81	N/A	N/A	N/A
						1.0	1.2	230	24.5		8.1		22.1		89.9		6.6			6.2			4			73					
					Middle	3.7	1.0	216	23.8	23.8	8.1	8.1	24.5	24.5	88.1	88.1	6.5	6.5		9.2	9.7		8	9		82	81				
						3.7	1.0	230	23.8		8.1		24.5		88.1		6.5			10.3			9			80					
					Bottom	6.4	0.7	203	23.3	23.3	8.1	8.1	26.4	26.4	88.7	89.2	6.5	6.5	6.5	13.8	13.9		7	8		88	88				
						6.4	0.8	216	23.3		8.1		26.4		89.7		6.6			14.0			9			89					
7-May-16	Cloudy	Moderate	13:45	7.6	Surface	1.0	1.3	216	24.9	24.9	8.0	8.0	21.3	21.3	89.2	89.2	6.5	6.5	6.6	10.7	10.8	19.2	5	6	20	73	73	81	N/A	N/A	N/A
						1.0	1.4	226	24.9		8.0		21.3		89.3		6.5			11.0			7			73					
					Middle	3.8	1.1	207	24.3	24.3	8.1	8.1	25.0	25.0	90.5	90.8	6.6	6.6		20.4	20.9		15	15		82	81				
						3.8	1.1	225	24.3		8.1		25.0		91.0		6.6			21.5			15			79					
					Bottom	6.6	0.8	200	24.1	24.1	8.1	8.1	25.5	25.5	93.7	94.5	6.8	6.9	6.9	26.5	25.8		38	39		88	88				
						6.6	0.9	212	24.1		8.1		25.5		95.4		6.9			25.0			39			89					
10-May-16	Cloudy	Moderate	15:11	8.5	Surface	1.0	0.5	185	25.1	25.1	8.0	8.0	20.6	19.6	86.7	86.8	6.4	6.4	6.3	9.4	9.9	11.9	6	6	9	78	80	88	N/A	N/A	N/A
						1.0	0.5	195	25.0		8.1		18.6		86.9		6.5			10.3			5			81					
					Middle	4.3	0.3	197	24.4	24.3	8.1	8.1	26.3	26.2	86.9	87.2	6.3	6.3		13.0	13.0		9	9		87	87				
						4.3	0.4	209	24.2		8.1		26.0		87.5		6.3			13.0			8			87					
					Bottom	7.5	0.3	182	24.1	24.1	8.1	8.1	28.1	28.1	88.1	88.4	6.3	6.3	6.3	12.8	12.8		12	12		96	97				
						7.5	0.3	193	24.1		8.1		28.1		88.7		6.4			12.7			11			99					
12-May-16	Cloudy	Moderate	16:44	9.0	Surface	1.0	0.3	111	25.4	25.4	8.1	8.1	21.4	21.4	98.6	98.6	7.2	7.2	6.8	3.9	4.0	6.6	5	5	7	89	86	92	N/A	N/A	N/A
						1.0	0.3	118	25.4		8.1		21.4		98.6		7.2			4.0			4			83					
					Middle	4.5	0.4	134	24.4	24.4	8.1	8.1	25.7	25.7	89.8	89.8	6.5	6.5		6.8	6.9		7	7		93	92				
						4.5	0.4	146	24.4		8.1		25.7		89.8		6.5			6.9			7			91					
					Bottom	8.0	0.6	86	24.3	24.3	8.1	8.1	27.0	27.0	85.4	85.6	6.1	6.1	6.1	9.0	9.0		10	11		104	99				
						8.0	0.6	86	24.3		8.1		27.0		85.8		6.2			8.9			11			95					
14-May-16	Cloudy	Moderate	08:25	8.2	Surface	1.0	0.2	115	24.9	24.9	8.1	8.1	20.9	20.9	85.0	85.0	6.3	6.3	6.1	4.6	4.7	7.5	3	4	4	85	85	82	N/A	N/A	N/A
						1.0	0.2	116	24.9		8.1		21.0		85.0		6.3			4.7			4			85					
					Middle	4.1	0.3	146	24.0	24.0	8.1	8.1	28.6	28.6	82.6	82.6	5.9	5.9		7.7	7.8		4	4		79	79				
						4.1	0.4	157	24.0		8.1		28.7		82.6		5.9			7.8			3			79					
					Bottom	7.2	0.5	94	23.8	23.8	8.1	8.1	30.7	30.7	82.0	82.2	5.8	5.8	5.8	10.2	10.0		4	4		82	82				
						7.2	0.5	97	23.8		8.1		30.7		82.4		5.8			9.8			4			82					
19-Jul-16	Fine	Rough	13:08	7.2	Surface	1.0	0.5	86	27.2	27.1	8.0	8.0	18.7	18.6	80.8	82.0	5.8	5.9	5.4	3.6	3.7	5.8	10	10	18	81	80	83	N/A	N/A	N/A
						1.0	0.5	94	26.9		8.0		18.5		83.2		6.0			3.8			10			80					
					Middle	3.6	0.6	81	26.2	26.2	8.1	8.1	24.6	24.5	70.8	70.4	5.0	5.0		5.4	5.4		13	14		81	82				
						3.6	0.6	85	26.2		8.1		24.4		69.9		4.9			5.3			14			83					
					Bottom	6.2	0.4	136	25.3	25.3	8.2	8.2	27.2	27.2	64.1	63.2	4.5	4.5	4.5	8.2	8.5		30	29		87	87				
						6.2	0.5	148	25.3		8.2		27.2		62.3		4.4			8.7			28			87					
22-Jul-16	Sunny	Moderate	15:00	6.9	Surface	1.0	0.5	242	27.3	27.3	7.9	7.9	18.5	18.7	86.3	86.3	6.2	6.2	6.1	8.9	8.9	10.1	8	8	12	98	100	103	N/A	N/A	N/A
						1.0	0.6	248	27.3		7.9		18.9		86.2		6.2			8.8			7			101					
					Middle	3.5	0.5	235	27.1	27.1	7.9	7.9	20.2	20.1	85.0	84.9	6.0	6.0		10.2	10.3		12	13		103	102				
						3.5	0.5	252	27.1		7.9		20.1		84.8		6.0			10.3			13			102					
					Bottom	5.9	0.4	167	27.0	27.0	7.8	7.8	20.5	20.5	84.1	84.2	6.0	6.0	6.0	11.1	11.2		15	16		107	107				
						5.9	0.5	176	27.0		7.8		20.5		84.3		6.0			11.2			16			107					
24-Jul-16	Sunny	Moderate	15:24	7.5	Surface	1.0	1.2	217	27.8	27.8	7.9	7.9	21.6	21.6	88.6	88.6	6.2	6.2	4.3	7.3	7.3	16.4	3	3	24	83	81	83	N/A	N/A	N/A
						1.0	1.3	235	27.8		7.9		21.6		88.6		6.2			7.2			3			79					
					Middle	3.8	1.2	217	24.3	24.3	7.7	7.7	31.4	31.4	34.2	34.2	2.4	2.4		18.0	17.9		14	14		79	80				
						3.8	1.2	220	24.4		7.7		31.4		34.2		2.4			17.8			13			81					
					Bottom	6.5	0.9	208	24.4	24.4	7.7	7.7	31.4	31.4	35.6	35.8	2.5	2.5	2.5	23.7	24.1		55	55		87	87				
						6.5	0.9	218	24.4		7.7		31.4		35.9		2.5			24.5			55			88					
26-Jul-16	Sunny	Moderate	17:02	8.0	Surface	1.0	0.3	161	27.7	27.7	8.0	8.0	24.1	24.1	107.2	107.2	7.4	7.4	5.2	4.7	4.6	10.9	9	9	13	93	92	101	N/A	N/A	N/A
						1.0	0.3	172	27.7		8.0		24.1		107.1		7.4			4.5			9			92					
					Middle	4.0	0.2	179	24.8	24.7	7.7	7.7	30.5	30.5	43.1	43.1	3.0	3.0		10.0	10.1		11	11		105	105				
						4.0	0.2	195	24.7		7.7		30.6		43.1		3.0			10.1			11			104					
					Bottom	7.0	0.2	157	24.6	24.5	7.7	7.7	31.0	31.1	43.2	43.5	3.0	3.0	3.0	17.8	18.0		20	19		105	105				
						7.0	0.2	167	24.5		7.7		31.1		43.8		3.1			18.2			18			104					
28-Jul-16	Fine	Moderate	13:38	7.8	Surface	1.0	0.8	264	28.3	28.3	8.0	8.0	22.6	22.5	99.5	99.0	6.8	6.8	5.7	13.2	13.2	10.4	4	5	7	83	85	91	N/A	N/A	N/A
						1.0	0.9	277	28.4		8.0		22.5		98.4		6.8			13.2			5			87					
					Middle	3.9	0.6	190	26.5	26.5	7.8	7.8	26.9	26.9	65.1	65.2	4.5	4.5		5.3	5.3		8	8		95	96				
						3.9	0.6	198	26.5		7.8		26.9		65.3		4.5			5.3			8			96					
					Bottom	6.8	0.4	173	25.5	25.5	7.8	7.8	29.5	29.6	52.8	52.9	3.7	3.7	3.7	12.6	12.7		8	9		92	93				
						6.8	0.4	176	25.5		7.8		29.6		52.9		3.7			12.7			10			94					
30-Jul-16	Sunny	Moderate	10:45	8.3	Surface	1.0	0.7	210	30.5	30.5	8.3	8.3	15.7	15.7	139.0	138.9	9.6	9.6	6.0	2.1	2.2	4.6	4	4	7	80	80	93	N/A	N/A	N/A
						1.0	0.7	221	30.5		8.3		15.7		138.7		9.5			2.2			4			80					
					Middle	4.2	0.7	219	25.0	25.0	7.7	7.7	29.9	29.9	36.4	36.4	2.5	2.5		4.1	4.2		6	6		101	100				
						4.2	0.7	219	25.0		7.7		29.9		36.3		2.5			4.3			5			99					
					Bottom	7.3	0.6	213	24.1	24.1	7.7	7.7	32.1	32.1	28.6	28.8	2.0	2.0	2.0	7.4	7.5		11	12		101	99				
						7.3	0.7	213	24.0		7.7		32.1		29.0		2.0			7.6			12			97					

Remarks: DA: Depth-Averaged
Calm: Small or no wave; Moderate: Between calm and rough; Rough : White capped or rougher

Expansion of Hong Kong International Airport into a Three-Runway System
Baseline Water Quality Monitoring
Water Quality Monitoring Results at IM2 during Mid-Flood Tide

Date	Weather Condition	Sea Condition	Sampling Time	Water Depth (m)	Sampling Depth (m)		Current Speed (m/s)	Current Direction	Water Temperature (°C) Value	Water Temperature (°C) Average	pH Value	pH Average	Salinity (ppt) Value	Salinity (ppt) Average	DO Saturation (%) Value	DO Saturation (%) Average	Dissolved Oxygen (mg/L) Value	Dissolved Oxygen (mg/L) Average	Dissolved Oxygen (mg/L) DA	Turbidity(NTU) Value	Turbidity(NTU) Average	Turbidity(NTU) DA	Suspended Solids (mg/L) Value	Suspended Solids (mg/L) Average	Suspended Solids (mg/L) DA	Total Alkalinity (ppm) Value	Total Alkalinity (ppm) Average	Total Alkalinity (ppm) DA	Observed construction activities <100m from location	Observed construction activities >100m from location	Other Observations
3-May-16	Fine	Moderate	15:38	7.1	Surface	1.0	0.6	200	24.2	24.2	8.2	8.2	23.5	23.5	101.2	101.1	7.4	7.4	7.0	5.5	5.5	6.2	6	6	7	68	68	76	N/A	N/A	N/A
						1.0	0.7	217	24.2		8.2		23.5		101.0		7.4			5.6			6			68					
					Middle	3.6	0.5	215	22.8	22.8	8.1	8.1	28.8	28.8	90.3	90.3	6.6	6.6		5.3	5.2		6	7		74	73				
						3.6	0.5	222	22.8		8.1		28.8		90.4		6.6			5.2			7			72					
					Bottom	6.1	0.4	212	22.7	22.7	8.1	8.1	29.4	29.5	90.1	90.1	6.6	6.6	6.6	7.8	7.9		7	8		91	88				
						6.1	0.4	215	22.7		8.1		29.5		90.1		6.6			8.0			8			84					
5-May-16	Sunny	Calm	17:36	7.6	Surface	1.0	0.4	232	24.7	24.7	8.0	8.0	19.9	19.9	90.2	90.2	6.7	6.7	6.7	8.2	8.3	13.5	7	8	11	71	72	78	N/A	N/A	N/A
						1.0	0.4	244	24.7		8.0		19.9		90.2		6.7			8.4			8			73					
					Middle	3.8	0.5	224	24.7	24.7	8.0	8.0	21.8	21.8	90.2	90.1	6.6	6.6		10.6	11.1		8	8		80	80				
						3.8	0.5	230	24.7		8.0		21.8		90.1		6.6			11.7			8			81					
					Bottom	6.6	0.6	221	24.2	24.0	8.1	8.1	24.8	24.9	89.4	89.9	6.5	6.6	6.6	19.4	21.2		17	17		83	83				
						6.6	0.6	230	23.9		8.1		25.0		90.5		6.6			23.0			17			83					
7-May-16	Cloudy	Moderate	19:29	7.8	Surface	1.0	1.2	215	25.3	25.3	7.9	7.9	18.6	18.6	84.9	84.9	6.3	6.3	6.3	23.9	24.4	30.4	18	19	23	63	65	73	N/A	N/A	N/A
						1.0	1.2	234	25.3		7.9		18.6		85.0		6.3			24.9			20			67					
					Middle	3.9	1.1	215	25.3	25.3	7.9	7.9	18.6	18.7	85.2	85.2	6.3	6.3		30.8	31.5		26	26		71	76				
						3.9	1.2	219	25.3		7.9		18.7		85.2		6.3			32.2			26			81					
					Bottom	6.8	1.0	211	25.3	25.3	7.9	7.9	18.7	18.7	85.7	85.8	6.3	6.3	6.3	35.0	35.3		24	23		79	78				
						6.8	1.1	227	25.3		7.9		18.6		86.0		6.4			35.7			22			77					
10-May-16	Rainy	Rough	09:01	9.2	Surface	1.0	0.4	136	25.5	25.5	7.9	7.9	15.4	15.4	87.6	87.5	6.6	6.6	6.5	8.4	8.7	20.6	4	4	6	84	85	89	N/A	N/A	N/A
						1.0	0.5	147	25.5		7.9		15.4		87.4		6.6			9.0			4			85					
					Middle	4.6	0.6	81	25.1	25.0	8.0	8.0	19.0	19.0	87.2	87.3	6.5	6.5		20.1	21.9		6	7		87	88				
						4.6	0.6	85	25.0		8.1		19.1		87.3		6.5			23.7			7			89					
					Bottom	8.2	0.5	86	24.5	24.5	8.1	8.1	25.9	25.9	86.9	87.0	6.3	6.3	6.3	32.4	31.1		7	8		95	94				
						8.2	0.5	89	24.5		8.1		25.9		87.1		6.3			29.8			9			94					
12-May-16	Fine	Calm	10:30	9.0	Surface	1.0	0.3	98	25.0	25.0	8.1	8.1	21.6	21.6	86.3	86.3	6.3	6.3	6.3	4.9	4.9	7.9	5	5	5	77	79	84	N/A	N/A	N/A
						1.0	0.4	102	25.0		8.1		21.6		86.3		6.3			4.9			5			80					
					Middle	4.5	0.5	86	24.5	24.5	8.1	8.1	24.4	24.4	85.7	85.7	6.2	6.2		4.6	4.6		5	5		87	85				
						4.5	0.5	91	24.5		8.1		24.4		85.7		6.2			4.6			5			82					
					Bottom	8.0	48.3	200	24.0	24.0	8.1	8.1	28.3	28.3	82.3	82.6	5.9	5.9	5.9	14.2	14.1		5	6		86	88				
						8.0	51.4	200	24.0		8.1		28.3		82.8		5.9			13.9			6			90					
14-May-16	Sunny	Moderate	12:20	8.6	Surface	1.0	0.5	116	25.0	25.0	8.1	8.1	21.7	21.7	86.4	86.4	6.3	6.3	6.2	3.9	3.9	5.5	4	4	5	84	84	89	N/A	N/A	N/A
						1.0	0.5	124	25.0		8.1		21.7		86.4		6.3			3.9			4			83					
					Middle	4.3	0.5	100	24.0	24.0	8.1	8.1	29.1	29.1	84.4	84.4	6.0	6.0		6.3	6.3		6	6		92	91				
						4.3	0.6	100	24.0		8.1		29.1		84.4		6.0			6.3			5			91					
					Bottom	7.6	48.3	216	23.8	23.8	8.2	8.1	30.4	30.6	85.6	85.7	6.1	6.1	6.1	5.9	6.3		6	7		91	92				
						7.6	50.0	221	23.8		8.1		30.8		85.7		6.1			6.6			7			93					
19-Jul-16	Fine	Rough	19:21	7.0	Surface	1.0	0.3	182	25.6	25.4	8.0	8.0	17.5	17.6	82.6	83.2	6.1	6.2	5.7	3.2	3.3	5.4	6	6	13	76	75	79	N/A	N/A	N/A
						1.0	0.3	187	25.2		8.0		17.7		83.8		6.2			3.3			5			74					
					Middle	3.5	0.5	185	26.4	26.3	8.1	8.1	23.1	23.2	77.0	75.1	5.4	5.3		4.5	4.6		10	10		79	79				
						3.5	0.5	187	26.2		8.1		23.2		73.1		5.2			4.7			10			78					
					Bottom	6.0	0.3	197	27.0	27.1	8.1	8.2	25.4	25.5	64.7	64.0	4.5	4.4	4.4	8.6	8.4		23	23		83	82				
						6.0	0.4	201	27.2		8.2		25.6		63.2		4.3			8.2			22			81					
22-Jul-16	Fine	Moderate	21:02	7.3	Surface	1.0	0.7	211	27.4	27.3	7.7	7.7	17.3	17.3	80.9	81.0	5.8	5.8	6.0	9.9	10.0	19.2	6	6	14	70	69	74	N/A	N/A	N/A
						1.0	0.7	219	27.3		7.7		17.3		81.0		5.8			10.1			6			68					
					Middle	3.7	0.4	221	26.9	26.9	7.8	7.8	19.8	19.8	85.7	85.8	6.1	6.1		23.6	24.0		10	10		72	73				
						3.7	0.4	230	26.9		7.8		19.8		85.9		6.1			24.3			10			73					
					Bottom	6.3	0.4	132	26.8	26.8	7.8	7.8	21.9	21.9	89.1	89.2	6.3	6.3	6.3	24.0	23.7		25	25		80	80				
						6.3	0.5	141	26.9		7.8		21.9		89.3		6.3			23.3			24			80					
24-Jul-16	Sunny	Moderate	09:49	8.8	Surface	1.0	0.2	97	29.2	29.2	7.9	7.9	20.5	20.2	102.9	102.9	7.1	7.1	6.9	12.4	12.6	33.7	4	4	20	91	90	98	N/A	N/A	N/A
						1.0	0.2	100	29.2		7.9		19.9		102.9		7.1			12.8			4			89					
					Middle	4.4	0.2	152	28.9	28.9	7.9	7.9	20.4	20.4	96.7	96.7	6.7	6.7		27.1	27.3		23	24		99	100				
						4.4	0.2	160	28.9		7.9		20.4		96.6		6.7			27.5			24			102					
					Bottom	7.8	0.2	138	28.4	28.4	7.9	7.9	21.5	21.5	91.8	91.9	6.3	6.3	6.3	61.3	61.2		33	33		103	103				
						7.8	0.2	144	28.4		7.9		21.5		91.9		6.4			61.0			32			102					
26-Jul-16	Sunny	Moderate	11:47	8.1	Surface	1.0	0.8	21	27.3	27.3	7.8	7.8	25.6	25.6	74.1	74.1	5.1	5.1	4.4	3.8	3.9	9.8	6	6	12	88	88	90	N/A	N/A	N/A
						1.0	0.8	21	27.3		7.8		25.6		74.0		5.1			3.9			5			87					
					Middle	4.1	0.6	21	26.0	26.0	7.7	7.7	27.4	27.4	54.6	54.6	3.8	3.8		7.1	7.2		8	8		91	90				
						4.1	0.6	21	26.0		7.7		27.4		54.5		3.8			7.3			8			90					
					Bottom	7.1	0.4	105	24.8	24.8	7.7	7.7	30.5	30.5	47.7	47.8	3.3	3.3	3.3	18.5	18.5		21	22		93	93				
						7.1	0.4	111	24.8		7.7		30.5		47.8		3.3			18.4			22			93					
28-Jul-16	Fine	Moderate	08:30	7.9	Surface	1.0	0.9	210	29.5	29.3	8.1	8.1	17.3	17.4	109.2	109.5	7.6	7.6	6.2	2.2	2.3	5.1	3	3	6	79	74	90	N/A	N/A	N/A
						1.0	0.9	212	29.1		8.1		17.4		109.7		7.6			2.3			2			70					
					Middle	4.0	0.6	202	27.2	27.2	7.8	7.8	25.5	25.5	68.3	68.4	4.7	4.7		4.2	4.3		6	6		97	98				
						4.0	0.7	208	27.2		7.8		25.5		68.4		4.7			4.3			5			98					
					Bottom	6.9	0.4	204	24.7	24.9	7.7	7.7	30.6	30.5	40.7	40.7	2.8	2.8	2.8	8.6	8.7		9	10		97	98				
						6.9	0.5	206	25.0		7.7		30.5		40.7		2.8			8.7			10			98					
30-Jul-16	Cloudy	Moderate	16:46	7.7	Surface	1.0	0.7	120	29.5	29.5	8.3	8.3	19.7	19.7	140.1	139.8	9.6	9.6	8.0	4.7	4.7	22.3	7	8	10	83	85	91	N/A	N/A	N/A
						1.0	0.7	121	29.5		8.3		19.7		139.5		9.5			4.6			8			86					
					Middle	3.9	0.7	110	27.5	27.5	8.0	8.0	24.5	24.5	94.2	94.2	6.5	6.5		8.9	9.0		7	7		93	93				
						3.9	0.7	112	27.5		8.0		24.5		94.1		6.5			9.0			7			94					
					Bottom	6.7	0.6	113	24.7	24.7	7.7	7.7	30.6	30.6	36.2	36.2	2.5	2.5	2.5	53.5	53.3		17	17		95	95				
						6.7	0.7	116	24.7		7.7		30.6		36.2		2.5			53.1			16			96					

Remarks: DA: Depth-Averaged
Calm: Small or no wave; Moderate: Between calm and rough; Rough : White capped or rougher

Expansion of Hong Kong International Airport into a Three-Runway System
Baseline Water Quality Monitoring
Water Quality Monitoring Results at IM3 during Mid-Ebb Tide

Date	Weather Condition	Sea Condition	Sampling Time	Water Depth (m)	Sampling Depth (m)		Current Speed (m/s)	Current Direction	Water Temperature (°C) Value	Water Temperature (°C) Average	pH Value	pH Average	Salinity (ppt) Value	Salinity (ppt) Average	DO Saturation (%) Value	DO Saturation (%) Average	Dissolved Oxygen (mg/L) Value	Dissolved Oxygen (mg/L) Average	Dissolved Oxygen (mg/L) DA	Turbidity(NTU) Value	Turbidity(NTU) Average	Turbidity(NTU) DA	Suspended Solids (mg/L) Value	Suspended Solids (mg/L) Average	Suspended Solids (mg/L) DA	Total Alkalinity (ppm) Value	Total Alkalinity (ppm) Average	Total Alkalinity (ppm) DA	Observed construction activities <100m from location	Observed construction activities >100m from location	Other Observations
3-May-16	Sunny	Moderate	11:11	7.8	Surface	1.0	0.9	222	25.0	25.0	8.1	8.1	14.0	14.0	103.7	103.2	7.9	7.9	7.1	4.7	4.7	5.3	8	8	11	76	72	83	N/A	N/A	N/A
						1.0	0.9	235	24.9		8.1		14.1		102.8		7.9			4.7			8			68					
					Middle	3.9	0.7	207	23.1	23.1	8.1	8.1	24.5	24.5	84.9	84.9	6.3	6.3		4.7	4.7		12	12		90	87				
						3.9	0.8	211	23.1		8.1		24.5		84.9		6.3			4.8			12			83					
					Bottom	6.8	0.5	188	22.5	22.5	8.1	8.1	29.7	29.6	86.4	86.5	6.3	6.3	6.3	6.6	6.5		13	13		93	91				
						6.8	0.5	205	22.5		8.1		29.5		86.7		6.3			6.4			13			89					
5-May-16	Cloudy	Moderate	12:36	7.4	Surface	1.0	1.2	206	24.1	24.0	8.0	8.0	21.7	21.7	84.5	84.3	6.3	6.3	6.3	8.4	8.4	11.3	5	6	19	67	68	74	N/A	N/A	N/A
						1.0	1.3	222	23.9		8.0		21.6		84.2		6.3			8.5			6			69					
					Middle	3.7	1.0	212	23.5	23.5	8.0	8.0	24.2	24.1	84.6	84.9	6.3	6.3		10.7	11.5		8	9		73	74				
						3.7	1.0	222	23.4		8.1		24.1		85.2		6.3			12.3			9			75					
					Bottom	6.4	0.9	221	23.4	23.4	8.1	8.1	25.3	25.3	86.4	87.1	6.4	6.4	6.4	13.8	13.8		43	44		81	81				
						6.4	0.9	236	23.4		8.1		25.3		87.9		6.5			13.9			44			82					
7-May-16	Cloudy	Moderate	13:58	9.6	Surface	1.0	1.2	220	24.7	24.7	8.0	8.0	21.8	21.7	85.5	85.6	6.3	6.3	6.3	9.1	9.5	25.1	4	5	23	75	76	84	N/A	N/A	N/A
						1.0	1.3	237	24.7		8.0		21.7		85.8		6.3			9.9			5			77					
					Middle	4.8	1.0	217	24.1	24.1	8.1	8.1	25.1	25.1	87.1	87.2	6.3	6.3		21.7	22.6		14	14		85	84				
						4.8	1.0	232	24.1		8.1		25.1		87.3		6.3			23.5			14			82					
					Bottom	8.6	0.7	212	24.0	24.0	8.1	8.1	25.6	25.7	89.2	90.6	6.5	6.6	6.6	38.7	43.1		50	51		91	92				
						8.6	0.8	221	24.0		8.1		25.8		92.1		6.7			47.5			52			93					
10-May-16	Cloudy	Moderate	14:58	8.9	Surface	1.0	0.6	208	25.3	25.3	8.0	8.0	18.7	19.2	86.9	87.0	6.4	6.4	6.4	7.2	7.4	11.6	4	4	13	82	82	89	N/A	N/A	N/A
						1.0	0.7	217	25.3		8.0		19.6		87.0		6.4			7.6			4			83					
					Middle	4.5	0.5	179	24.8	24.7	8.1	8.1	23.2	23.1	87.0	87.3	6.3	6.4		11.3	12.4		14	14		87	88				
						4.5	0.5	194	24.6		8.1		23.1		87.6		6.4			13.5			14			89					
					Bottom	7.9	0.4	186	24.1	24.1	8.1	8.1	28.1	28.1	88.4	88.8	6.3	6.4	6.4	15.1	15.0		21	21		96	97				
						7.9	0.4	190	24.1		8.1		28.2		89.1		6.4			14.8			20			98					
12-May-16	Cloudy	Moderate	16:31	9.5	Surface	1.0	0.2	109	26.2	26.2	8.1	8.1	18.9	18.9	97.4	97.5	7.1	7.1	7.1	3.5	3.5	5.7	3	3	8	82	80	90	N/A	N/A	N/A
						1.0	0.2	112	26.2		8.1		18.9		97.5		7.1			3.5			3			79					
					Middle	4.8	0.6	156	24.9	24.9	8.2	8.2	22.2	22.2	98.6	98.6	7.2	7.2		3.5	3.5		8	9		95	94				
						4.8	0.6	165	24.9		8.2		22.3		98.6		7.2			3.5			9			94					
					Bottom	8.5	0.4	89	24.2	24.2	8.1	8.1	27.4	27.4	84.5	84.5	6.1	6.1	6.1	10.1	10.2		11	12		98	96				
						8.5	0.5	96	24.2		8.1		27.4		84.5		6.1			10.2			12			94					
14-May-16	Cloudy	Moderate	08:38	8.3	Surface	1.0	0.3	113	25.0	25.0	8.0	8.0	20.6	20.6	84.7	84.7	6.2	6.2	6.0	4.3	4.4	7.5	3	3	4	84	84	83	N/A	N/A	N/A
						1.0	0.3	119	25.0		8.0		20.6		84.7		6.2			4.4			3			84					
					Middle	4.2	0.5	168	24.2	24.2	8.1	8.1	26.6	26.6	81.0	81.1	5.8	5.8		8.5	8.4		4	4		80	80				
						4.2	0.5	175	24.2		8.1		26.6		81.2		5.9			8.3			4			80					
					Bottom	7.3	0.6	96	23.8	23.8	8.1	8.1	30.1	30.2	81.2	81.2	5.8	5.8	5.8	9.7	9.7		5	6		86	85				
						7.3	0.6	104	23.8		8.1		30.4		81.2		5.8			9.7			6			85					
19-Jul-16	Fine	Rough	13:21	6.2	Surface	1.0	0.5	89	27.4	27.3	8.1	8.1	18.5	18.5	86.9	87.6	6.2	6.3	5.4	3.3	3.3	5.2	7	7	7	75	76	72	N/A	N/A	N/A
						1.0	0.5	94	27.2		8.1		18.5		88.2		6.3			3.2			7			77					
					Middle	3.1	0.4	110	26.4	26.4	8.2	8.2	24.6	24.6	66.2	66.0	4.6	4.6		5.2	5.4		7	7		81	73				
						3.1	0.4	111	26.3		8.1		24.6		65.8		4.6			5.5			7			66					
					Bottom	5.2	0.5	135	25.2	25.1	8.2	8.2	26.9	26.9	60.6	61.6	4.3	4.4	4.4	7.1	6.9		7	8		66	65				
						5.2	0.5	139	25.0		8.2		26.8		62.6		4.4			6.7			8			65					
22-Jul-16	Sunny	Moderate	15:13	6.7	Surface	1.0	0.4	239	27.3	27.3	7.8	7.8	19.3	19.3	87.1	87.1	6.2	6.2	6.2	8.5	8.5	9.6	10	10	13	87	88	95	N/A	N/A	N/A
						1.0	0.4	246	27.3		7.8		19.3		87.1		6.2			8.5			10			90					
					Middle	3.4	0.3	256	27.1	27.2	7.9	7.9	20.2	20.1	86.2	86.2	6.1	6.1		9.6	9.7		12	13		94	95				
						3.4	0.3	260	27.2		7.9		20.1		86.2		6.1			9.8			14			96					
					Bottom	5.7	0.3	140	27.0	27.0	7.8	7.8	20.6	20.6	87.1	87.2	6.2	6.2	6.2	10.7	10.7		15	16		99	100				
						5.7	0.3	147	27.0		7.8		20.6		87.2		6.2			10.7			17			102					
24-Jul-16	Sunny	Moderate	15:11	8.5	Surface	1.0	0.9	203	28.2	28.2	7.9	7.9	20.6	20.6	94.7	94.9	6.6	6.6	4.8	6.6	6.3	13.3	5	6	19	77	78	87	N/A	N/A	N/A
						1.0	0.9	208	28.3		7.9		20.6		95.0		6.6			6.0			6			79					
					Middle	4.3	0.8	218	25.2	25.2	7.7	7.7	29.6	29.5	43.1	43.1	3.0	3.0		10.0	10.0		7	6		88	88				
						4.3	0.9	220	25.2		7.7		29.4		43.0		3.0			10.0			5			87					
					Bottom	7.5	0.6	210	24.1	24.1	7.7	7.7	32.0	32.0	33.3	33.6	2.3	2.4	2.4	23.5	23.7		46	45		96	94				
						7.5	0.7	211	24.1		7.7		31.9		33.9		2.4			23.9			44			92					
26-Jul-16	Sunny	Moderate	16:49	8.6	Surface	1.0	0.3	198	28.3	28.2	8.1	8.1	23.1	23.1	118.2	118.0	8.1	8.1	5.6	4.5	4.7	9.0	8	8	10	93	93	96	N/A	N/A	N/A
						1.0	0.3	210	28.2		8.1		23.1		117.8		8.1			4.8			8			92					
					Middle	4.3	0.3	161	24.8	24.8	7.7	7.7	30.4	30.4	43.9	44.1	3.1	3.1		6.9	6.9		8	9		98	97				
						4.3	0.4	168	24.8		7.7		30.4		44.3		3.1			6.8			9			96					
					Bottom	7.6	0.2	169	24.6	24.6	7.7	7.7	30.9	30.9	47.7	48.4	3.3	3.4	3.4	15.3	15.4		14	14		99	100				
						7.6	0.2	177	24.6		7.7		30.9		49.1		3.4			15.4			14			101					
28-Jul-16	Fine	Moderate	13:27	8.1	Surface	1.0	0.4	313	30.3	30.3	8.0	8.0	16.8	16.8	115.0	115.1	7.9	7.9	7.8	2.4	2.4	12.8	4	5	13	78	78	86	N/A	N/A	N/A
						1.0	0.4	339	30.3		8.0		16.8		115.1		7.9			2.4			5			79					
					Middle	4.1	0.6	325	29.3	29.3	8.1	8.1	20.8	20.8	111.8	111.8	7.6	7.6		5.1	5.2		7	7		84	85				
						4.1	0.6	329	29.3		8.1		20.8		111.7		7.6			5.2			6			86					
					Bottom	7.1	0.4	203	25.9	25.7	7.8	7.8	28.4	28.5	59.6	60.0	4.1	4.2	4.2	30.9	30.9		26	27		95	95				
						7.1	0.4	215	25.6		7.8		28.6		60.4		4.2			30.8			28			96					
30-Jul-16	Sunny	Moderate	10:58	8.5	Surface	1.0	0.6	222	29.9	29.9	8.3	8.3	16.8	16.8	147.5	147.5	10.2	10.2	6.8	2.1	2.1	5.7	2	2	4	81	81	87	N/A	N/A	N/A
						1.0	0.6	230	29.9		8.3		16.8		147.4		10.2			2.1			2			80					
					Middle	4.3	0.6	227	26.4	26.4	7.7	7.7	27.0	26.9	50.7	50.8	3.5	3.5		4.5	4.4		5	5		94	95				
						4.3	0.7	239	26.4		7.7		26.9		50.8		3.5			4.2			4			96					
					Bottom	7.5	0.6	221	24.2	24.2	7.7	7.7	31.8	31.8	31.6	31.7	2.2	2.2	2.2	10.7	10.8		6	7		87	86				
						7.5	0.6	237	24.2		7.7		31.8		31.7		2.2			10.8			7			86					

Remarks: DA: Depth-Averaged
Calm: Small or no wave; Moderate: Between calm and rough; Rough : White capped or rougher

Expansion of Hong Kong International Airport into a Three-Runway System
Baseline Water Quality Monitoring
Water Quality Monitoring Results at IM3 during Mid-Flood Tide

Date	Weather Condition	Sea Condition	Sampling Time	Water Depth (m)	Sampling Depth (m)		Current Speed (m/s)	Current Direction	Water Temperature (°C)		pH		Salinity (ppt)		DO Saturation (%)		Dissolved Oxygen (mg/L)			Turbidity(NTU)			Suspended Solids (mg/L)			Total Alkalinity (ppm)			Observed construction activities		Other Observations
									Value	Average	Value	Average	Value	Average	Value	Average	Value	Average	DA	Value	Average	DA	Value	Average	DA	Value	Average	DA	<100m from location	>100m from location	
3-May-16	Sunny	Moderate	15:25	7.8	Surface	1.0	0.6	265	25.0	25.0	8.1	8.1	20.6	20.5	100.8	100.7	7.4	7.4	7.3	4.1	4.1	4.3	4	4	4	73	72	75	N/A	N/A	N/A
						1.0	0.6	272	25.0		8.1		20.4		100.7		7.4			4.1			4			72					
					Middle	3.9	0.4	280	24.3	24.3	8.2	8.2	24.9	25.0	98.2	98.0	7.1	7.1		3.5	3.5		4	4		71	71				
						3.9	0.4	299	24.2		8.2		25.1		97.9		7.1			3.6			4			71					
					Bottom	6.8	0.3	213	22.7	22.7	8.1	8.1	29.3	29.2	89.0	89.0	6.5	6.5	6.5	5.4	5.4		5	5		79	82				
						6.8	0.4	220	22.7		8.1		29.2		89.1		6.5			5.4			4			84					
5-May-16	Sunny	Calm	17:23	7.5	Surface	1.0	0.5	263	25.0	25.0	7.9	7.9	16.9	16.7	85.9	86.0	6.4	6.5	6.5	5.8	6.0	7.2	4	5	8	69	70	75	N/A	N/A	N/A
						1.0	0.6	278	24.9		7.9		16.4		86.1		6.5			6.2			5			70					
					Middle	3.8	0.6	261	24.5	24.5	7.9	7.9	19.6	19.6	86.5	86.6	6.4	6.5		7.8	7.8		9	9		75	76				
						3.8	0.6	278	24.5		7.9		19.7		86.8		6.5			7.9			9			77					
					Bottom	6.5	0.5	257	24.3	24.4	7.9	8.0	20.1	20.0	91.1	92.6	6.8	6.9	6.9	8.2	7.8		10	10		80	80				
						6.5	0.5	280	24.4		8.0		19.9		94.2		7.0			7.4			10			81					
7-May-16	Cloudy	Moderate	19:16	7.8	Surface	1.0	1.2	224	25.0	25.0	7.9	7.9	19.2	19.2	84.0	84.0	6.2	6.2	6.3	34.9	35.3	46.4	30	30	36	69	70	79	N/A	N/A	N/A
						1.0	1.2	241	25.0		7.9		19.2		84.0		6.2			35.7			30			71					
					Middle	3.9	1.1	226	25.1	25.1	7.9	7.9	19.1	19.1	84.8	84.9	6.3	6.3		43.8	46.1		36	37		82	80				
						3.9	1.1	233	25.1		7.9		19.1		85.0		6.3			48.4			37			79					
					Bottom	6.8	0.9	221	25.0	25.0	7.9	7.9	19.2	19.2	86.5	87.1	6.4	6.4	6.4	57.9	57.9		41	41		86	88				
						6.8	1.0	235	25.0		7.9		19.2		87.7		6.5			57.9			40			89					
10-May-16	Rainy	Rough	09:14	9.0	Surface	1.0	0.5	135	25.5	25.5	7.9	7.9	14.8	14.8	87.2	87.2	6.6	6.6	6.5	7.5	7.8	17.1	4	5	6	80	79	84	N/A	N/A	N/A
						1.0	0.5	141	25.5		8.0		14.9		87.2		6.6			8.0			5			78					
					Middle	4.5	0.4	110	25.3	25.3	8.0	8.0	18.7	18.6	86.9	87.0	6.4	6.4		13.1	14.2		6	6		84	84				
						4.5	0.4	116	25.3		8.0		18.6		87.0		6.4			15.2			6			83					
					Bottom	8.0	0.5	89	24.5	24.6	8.1	8.1	25.9	25.9	87.0	87.3	6.3	6.3	6.3	30.2	29.3		7	7		89	90				
						8.0	0.5	97	24.6		8.1		25.9		87.5		6.3			28.4			6			91					
12-May-16	Cloudyy	Moderate	10:43	9.0	Surface	1.0	0.6	126	25.4	25.4	8.0	8.0	17.8	17.9	87.5	87.4	6.5	6.5	6.3	4.6	4.6	6.3	7	7	8	77	76	82	N/A	N/A	N/A
						1.0	0.6	134	25.4		8.0		17.9		87.3		6.5			4.6			6			75					
					Middle	4.5	0.4	100	24.6	24.6	8.1	8.1	23.5	23.5	84.8	84.8	6.2	6.2		4.5	4.5		8	8		87	86				
						4.5	0.4	107	24.6		8.1		23.5		84.8		6.2			4.5			8			85					
					Bottom	8.0	0.5	146	24.0	24.0	8.1	8.1	28.5	28.5	82.4	82.7	5.9	5.9	5.9	9.9	9.8		8	9		84	83				
						8.0	0.6	160	24.0		8.1		28.5		82.9		5.9			9.6			10			82					
14-May-16	Sunny	Moderate	12:07	8.1	Surface	1.0	0.5	133	25.3	25.3	8.1	8.1	20.2	20.2	88.5	88.5	6.5	6.5	6.2	3.7	3.7	6.5	3	3	4	82	82	82	N/A	N/A	N/A
						1.0	0.6	141	25.3		8.1		20.2		88.4		6.5			3.7			3			81					
					Middle	4.1	0.4	120	24.0	24.0	8.1	8.1	28.9	28.9	82.5	82.5	5.9	5.9		7.6	7.6		4	4		85	85				
						4.1	0.4	127	24.0		8.1		28.9		82.5		5.9			7.5			4			85					
					Bottom	7.1	0.5	163	23.8	23.8	8.1	8.1	30.7	30.7	84.4	84.7	6.0	6.0	6.0	8.3	8.3		4	4		81	81				
						7.1	0.6	176	23.8		8.1		30.7		84.9		6.0			8.2			3			81					
19-Jul-16	Fine	Rough	19:08	6.0	Surface	1.0	0.4	186	25.3	25.3	8.0	8.0	17.6	17.8	87.1	86.7	6.5	6.5	5.8	3.3	3.5	4.8	6	6	7	72	72	69	N/A	N/A	N/A
						1.0	0.4	201	25.3		8.0		18.0		86.2		6.4			3.6			6			72					
					Middle	3.0	0.6	208	25.8	26.0	8.1	8.1	22.8	22.9	71.1	71.6	5.1	5.1		4.8	4.6		6	6		69	70				
						3.0	0.7	216	26.1		8.1		22.9		72.0		5.1			4.4			6			70					
					Bottom	5.0	0.5	179	27.0	27.0	8.1	8.1	25.6	25.6	66.3	66.1	4.6	4.6	4.6	6.5	6.4		8	8		68	66				
						5.0	0.5	189	26.9		8.1		25.5		65.8		4.6			6.3			7			65					
22-Jul-16	Fine	Moderate	20:49	6.9	Surface	1.0	0.4	223	27.3	27.3	7.7	7.8	16.9	16.8	79.2	79.6	5.7	5.7	5.8	11.6	12.4	19.1	6	6	13	76	76	81	N/A	N/A	N/A
						1.0	0.4	236	27.2		7.8		16.7		79.9		5.8			13.2			5			75					
					Middle	3.5	0.3	237	27.0	26.9	7.8	7.8	19.6	19.6	80.7	80.8	5.8	5.8		21.1	21.7		10	10		80	82				
						3.5	0.4	254	26.9		7.8		19.6		80.9		5.8			22.3			9			85					
					Bottom	5.9	0.4	143	26.8	26.8	7.8	7.8	21.9	21.9	79.5	79.5	5.6	5.6	5.6	23.1	23.1		24	23		83	84				
						5.9	0.5	148	26.8		7.8		21.9		79.4		5.6			23.1			22			85					
24-Jul-16	Sunny	Moderate	10:02	8.2	Surface	1.0	0.2	64	29.6	29.5	8.0	8.0	18.4	18.4	111.4	111.4	7.7	7.7	6.1	3.9	4.0	24.6	3	3	11	82	84	95	N/A	N/A	N/A
						1.0	0.3	68	29.5		8.0		18.4		111.3		7.7			4.0			2			86					
					Middle	4.1	0.4	133	27.3	27.3	7.7	7.7	23.6	23.6	64.3	64.3	4.5	4.5		23.9	24.1		8	7		102	100				
						4.1	0.4	138	27.3		7.7		23.6		64.3		4.5			24.3			6			97					
					Bottom	7.2	0.3	115	27.0	26.9	7.7	7.7	24.6	24.6	64.6	65.1	4.5	4.5	4.5	45.8	45.6		24	25		102	102				
						7.2	0.3	115	26.9		7.7		24.6		65.6		4.6			45.4			25			102					
26-Jul-16	Sunny	Moderate	12:00	8.2	Surface	1.0	0.8	74	26.6	26.6	7.8	7.8	26.9	26.9	64.8	64.8	4.5	4.5	3.9	4.7	4.8	8.4	5	5	10	93	93	98	N/A	N/A	N/A
						1.0	0.8	77	26.6		7.8		26.9		64.8		4.5			4.8			4			93					
					Middle	4.1	0.7	85	25.3	25.3	7.7	7.7	29.5	29.6	48.1	48.2	3.4	3.4		7.5	7.5		10	10		103	103				
						4.1	0.7	93	25.3		7.7		29.7		48.2		3.4			7.5			10			102					
					Bottom	7.2	0.5	128	24.9	24.9	7.7	7.7	30.3	30.3	44.8	45.1	3.1	3.1	3.1	13.1	13.1		14	15		99	99				
						7.2	0.5	134	24.8		7.7		30.3		45.3		3.2			13.0			15			99					
28-Jul-16	Fine	Moderate	08:43	7.6	Surface	1.0	0.7	228	29.3	29.3	8.0	8.0	18.1	18.1	106.1	106.0	7.4	7.3	6.4	2.2	2.2	5.0	<2	<2	14	83	83	85	N/A	N/A	N/A
						1.0	0.7	234	29.3		8.0		18.1		105.9		7.3			2.2			<2			83					
					Middle	3.8	0.7	230	28.3	28.2	7.9	7.9	22.9	23.0	78.9	78.8	5.4	5.4		3.2	3.3		4	4		86	85				
						3.8	0.7	236	28.1		7.9		23.2		78.7		5.4			3.4			3			85					
					Bottom	6.6	0.7	222	26.5	26.5	7.8	7.8	26.8	26.9	57.1	56.7	4.0	3.9	3.9	9.3	9.5		25	25		88	88				
						6.6	0.7	235	26.4		7.8		27.1		56.2		3.9			9.7			25			87					
30-Jul-16	Cloudy	Moderate	16:33	7.7	Surface	1.0	0.7	133	29.8	29.7	8.2	8.2	18.4	18.5	133.5	133.4	9.2	9.2	7.8	5.4	5.5	13.0	9	10	11	90	90	91	N/A	N/A	N/A
						1.0	0.7	135	29.7		8.2		18.5		133.3		9.2			5.5			10			89					
					Middle	3.9	0.5	120	27.8	27.8	8.0	8.0	23.9	24.0	95.6	95.2	6.6	6.5		8.7	8.8		9	10		91	91				
						3.9	0.5	127	27.7		8.0		24.0		94.7		6.5			8.8			10			91					
					Bottom	6.7	0.5	119	25.6	25.6	7.8	7.8	28.7	28.7	51.8	52.0	3.6	3.6	3.6	25.1	24.9		14	14		91	91				
						6.7	0.5	123	25.7		7.8		28.7		52.2		3.6			24.6			14			92					

Remarks: DA: Depth-Averaged
Calm: Small or no wave; Moderate: Between calm and rough; Rough : White capped or rougher

Expansion of Hong Kong International Airport into a Three-Runway System
Baseline Water Quality Monitoring
Water Quality Monitoring Results at IM4 during Mid-Ebb Tide

Date	Weather Condition	Sea Condition	Sampling Time	Water Depth (m)	Sampling Depth (m)		Current Speed (m/s)	Current Direction	Water Temperature (°C) Value	Water Temperature (°C) Average	pH Value	pH Average	Salinity (ppt) Value	Salinity (ppt) Average	DO Saturation (%) Value	DO Saturation (%) Average	Dissolved Oxygen (mg/L) Value	Dissolved Oxygen (mg/L) Average	Dissolved Oxygen (mg/L) DA	Turbidity(NTU) Value	Turbidity(NTU) Average	Turbidity(NTU) DA	Suspended Solids (mg/L) Value	Suspended Solids (mg/L) Average	Suspended Solids (mg/L) DA	Total Alkalinity (ppm) Value	Total Alkalinity (ppm) Average	Total Alkalinity (ppm) DA	Observed construction activities <100m from location	Observed construction activities >100m from location	Other Observations
3-May-16	Sunny	Moderate	11:26	8.0	Surface	1.0	0.9	228	25.5	25.5	8.1	8.1	13.9	13.9	101.1	100.9	7.6	7.6	7.0	4.5	4.4	5.5	12	12	13	69	68	78	N/A	N/A	N/A
						1.0	0.9	236	25.5		8.1		13.9		100.8		7.6			4.4			12			67					
					Middle	4.0	0.7	217	23.2	23.2	8.1	8.1	23.6	23.6	84.9	84.8	6.3	6.3		4.3	4.3		12	12		83	79				
						4.0	0.7	225	23.2		8.1		23.6		84.8		6.3			4.3			12			75					
					Bottom	7.0	0.5	204	22.6	22.6	8.1	8.1	28.7	28.7	81.9	81.9	6.0	6.0	6.0	8.0	7.9		14	14		86	87				
						7.0	0.5	211	22.6		8.1		28.6		82.0		6.0			7.8			14			87					
5-May-16	Cloudy	Moderate	12:51	6.3	Surface	1.0	1.2	195	25.1	25.2	8.0	8.0	19.5	19.4	85.8	85.6	6.3	6.3	6.3	9.8	10.2	23.4	9	9	71	72	72	76	N/A	N/A	N/A
						1.0	1.3	205	25.2		8.0		19.3		85.4		6.3			10.7			9			72					
					Middle	3.2	1.0	203	23.8	23.8	8.0	8.0	21.4	21.8	83.3	83.1	6.2	6.2		18.2	19.9		87	86		77	77				
						3.2	1.1	218	23.7		8.0		22.2		83.0		6.2			21.6			84			76					
					Bottom	5.3	0.9	208	23.4	23.4	8.1	8.1	24.7	24.7	83.0	83.1	6.1	6.1	6.1	40.8	40.0		118	118		80	81				
						5.3	1.0	218	23.4		8.1		24.7		83.3		6.1			39.3			118			82					
7-May-16	Cloudy	Moderate	14:13	7.1	Surface	1.0	1.2	205	26.3	26.3	8.0	8.0	18.2	18.2	94.2	94.1	6.9	6.9	6.7	5.4	5.5	26.4	4	4	15	80	80	86	N/A	N/A	N/A
						1.0	1.2	214	26.3		8.0		18.1		94.1		6.8			5.6			4			80					
					Middle	3.6	1.0	217	24.6	24.5	8.0	8.0	22.2	22.5	88.8	88.9	6.5	6.5		29.7	31.2		8	8		85	86				
						3.6	1.1	217	24.5		8.0		22.8		89.1		6.5			32.8			7			86					
					Bottom	6.1	0.8	223	24.4	24.4	8.0	8.0	23.5	23.5	90.3	90.6	6.6	6.6	6.6	42.6	42.4		34	35		91	92				
						6.1	0.8	226	24.4		8.0		23.5		91.0		6.6			42.3			35			92					
10-May-16	Cloudy	Moderate	14:43	8.3	Surface	1.0	0.5	230	25.4	25.3	8.0	8.0	15.7	15.8	88.5	88.4	6.6	6.6	6.5	10.2	10.7	18.8	4	4	9	86	85	88	N/A	N/A	N/A
						1.0	0.6	246	25.3		8.0		15.9		88.3		6.6			11.1			3			84					
					Middle	4.2	0.5	186	24.3	24.2	8.1	8.1	26.0	25.9	87.5	87.6	6.3	6.3		19.0	20.5		12	12		88	88				
						4.2	0.5	190	24.1		8.1		25.9		87.7		6.4			21.9			11			89					
					Bottom	7.3	0.4	169	24.0	24.0	8.1	8.1	28.4	28.4	88.1	88.4	6.3	6.3	6.3	25.6	25.4		12	12		91	92				
						7.3	0.4	185	24.0		8.1		28.4		88.6		6.3			25.1			12			93					
12-May-16	Cloudy	Moderate	16:16	8.6	Surface	1.0	0.3	131	25.5	25.5	8.1	8.1	19.6	19.5	96.4	96.5	7.1	7.1	6.8	3.5	3.5	6.6	3	3	8	87	84	92	N/A	N/A	N/A
						1.0	0.3	140	25.5		8.1		19.5		96.5		7.1			3.5			2			82					
					Middle	4.3	0.5	80	24.3	24.3	8.2	8.2	26.5	26.5	89.6	89.5	6.5	6.4		5.9	5.9		10	10		94	91				
						4.3	0.5	85	24.3		8.2		26.5		89.4		6.4			5.9			10			88					
					Bottom	7.6	0.4	121	23.9	23.9	8.1	8.1	28.9	28.9	84.8	85.0	6.1	6.1	6.1	10.4	10.5		13	13		99	100				
						7.6	0.4	129	23.9		8.1		28.9		85.1		6.1			10.6			12			100					
14-May-16	Cloudy	Moderate	08:53	7.8	Surface	1.0	0.4	135	25.0	25.0	8.0	8.0	20.2	20.2	83.9	83.9	6.2	6.2	6.1	4.0	4.1	6.5	3	4	5	78	78	80	N/A	N/A	N/A
						1.0	0.4	146	25.0		8.0		20.2		83.9		6.2			4.1			4			77					
					Middle	3.9	0.5	88	24.7	24.7	8.1	8.1	22.2	22.2	81.9	81.9	6.0	6.0		5.5	5.5		5	5		81	82				
						3.9	0.5	93	24.7		8.1		22.2		81.9		6.0			5.5			5			83					
					Bottom	6.8	0.3	129	23.9	23.9	8.1	8.1	29.5	29.5	82.8	82.9	5.9	5.9	5.9	9.9	9.9		5	5		79	80				
						6.8	0.3	140	23.9		8.1		29.6		82.9		5.9			9.9			5			80					
19-Jul-16	Fine	Rough	13:36	6.6	Surface	1.0	0.4	121	26.9	26.9	8.0	8.0	18.2	18.1	86.6	85.8	6.2	6.2	5.6	4.4	4.3	7.3	8	8	10	76	74	75	N/A	N/A	N/A
						1.0	0.4	121	26.9		8.0		17.9		84.9		6.1			4.1			8			72					
					Middle	3.3	0.4	116	26.5	26.4	8.1	8.1	24.9	25.0	70.4	70.7	4.9	5.0		7.0	7.1		8	8		77	75				
						3.3	0.4	118	26.2		8.1		25.1		70.9		5.0			7.2			7			73					
					Bottom	5.6	0.4	162	24.9	24.9	8.1	8.1	27.5	27.6	63.8	63.4	4.5	4.5	4.5	10.3	10.6		15	16		76	75				
						5.6	0.4	169	24.8		8.1		27.7		62.9		4.5			10.8			16			74					
22-Jul-16	Sunny	Moderate	15:28	7.6	Surface	1.0	1.1	242	27.6	27.6	7.8	7.8	15.4	15.4	78.5	78.5	5.7	5.7	5.6	9.4	9.5	13.1	5	6	16	85	84	87	N/A	N/A	N/A
						1.0	1.1	261	27.6		7.8		15.4		78.4		5.7			9.6			7			84					
					Middle	3.8	1.0	242	27.3	27.3	7.8	7.8	18.0	18.0	77.1	77.0	5.5	5.5		13.6	13.9		14	14		86	87				
						3.8	1.0	253	27.3		7.8		18.0		76.9		5.5			14.2			13			88					
					Bottom	6.6	0.8	233	27.2	27.2	7.8	7.8	18.5	18.4	77.2	77.4	5.5	5.5	5.5	16.2	15.9		28	28		90	91				
						6.6	0.9	242	27.2		7.8		18.4		77.6		5.6			15.6			28			92					
24-Jul-16	Sunny	Moderate	14:56	7.5	Surface	1.0	1.0	212	28.0	28.0	7.9	7.9	20.4	20.4	87.5	87.5	6.1	6.1	4.5	6.5	6.6	11.2	6	7	13	89	88	91	N/A	N/A	N/A
						1.0	1.0	218	28.0		7.9		20.4		87.4		6.1			6.6			7			87					
					Middle	3.8	0.9	233	25.4	25.4	7.7	7.7	29.7	29.7	41.0	41.0	2.8	2.8		10.9	10.9		6	7		90	91				
						3.8	1.0	242	25.4		7.7		29.7		40.9		2.8			10.9			7			91					
					Bottom	6.5	0.7	234	24.2	24.2	7.7	7.7	32.0	32.0	31.6	32.0	2.2	2.2	2.2	16.3	16.3		24	25		94	94				
						6.5	0.7	256	24.2		7.7		32.0		32.3		2.3			16.2			25			94					
26-Jul-16	Sunny	Moderate	16:34	8.0	Surface	1.0	0.2	237	28.4	28.4	8.1	8.1	22.9	22.9	129.4	129.4	8.9	8.9	6.1	3.8	3.9	7.1	8	8	8	89	89	92	N/A	N/A	N/A
						1.0	0.2	240	28.4		8.1		22.9		129.4		8.9			3.9			8			90					
					Middle	4.0	0.4	141	24.9	24.8	7.7	7.7	30.3	30.4	47.3	47.7	3.3	3.3		7.8	7.9		8	8		93	93				
						4.0	0.4	145	24.6		7.7		30.5		48.1		3.4			7.9			7			93					
					Bottom	7.0	0.3	151	24.7	24.7	7.7	7.7	30.7	30.7	53.0	54.0	3.7	3.8	3.8	9.6	9.6		9	9		94	95				
						7.0	0.3	155	24.7		7.7		30.7		55.0		3.8			9.5			8			95					
28-Jul-16	Fine	Moderate	13:12	7.2	Surface	1.0	0.5	264	30.0	28.5	8.0	8.0	18.0	18.3	107.9	108.1	7.4	7.4	5.9	3.1	3.1	8.5	4	3	13	82	81	88	N/A	N/A	N/A
						1.0	0.5	279	26.9		8.0		18.6		108.3		7.4			3.0			2			81					
					Middle	3.6	0.4	269	26.9	26.7	7.8	7.8	25.9	26.0	64.2	64.6	4.4	4.5		7.3	7.2		10	10		89	87				
						3.6	0.4	291	26.5		7.8		26.1		65.0		4.5			7.0			9			86					
					Bottom	6.2	0.4	178	25.7	25.5	7.7	7.7	29.1	29.3	42.2	42.0	2.9	2.9	2.9	14.5	15.3		26	27		97	96				
						6.2	0.4	192	25.4		7.7		29.5		41.8		2.9			16.0			27			96					
30-Jul-16	Sunny	Moderate	11:13	7.6	Surface	1.0	0.6	208	29.3	29.3	8.3	8.3	18.5	18.5	136.3	136.6	9.4	9.4	7.2	1.6	1.6	6.1	3	4	8	82	83	90	N/A	N/A	N/A
						1.0	0.6	210	29.3		8.3		18.5		136.9		9.5			1.6			5			85					
					Middle	3.8	0.5	210	27.4	27.4	7.9	7.9	24.3	24.3	71.9	71.9	5.0	5.0		2.5	2.6		5	5		90	89				
						3.8	0.5	230	27.4		7.9		24.3		71.8		5.0			2.6			4			88					
					Bottom	6.6	0.4	219	24.7	24.7	7.7	7.7	30.5	30.5	34.4	34.5	2.4	2.4	2.4	14.1	14.3		14	14		98	98				
						6.6	0.5	240	24.7		7.7		30.6		34.6		2.4			14.4			14			97					

Remarks: DA: Depth-Averaged
Calm: Small or no wave; Moderate: Between calm and rough; Rough : White capped or rougher
: Outlier not used for calculation of baseline Action Level and Limit Level

Expansion of Hong Kong International Airport into a Three-Runway System
Baseline Water Quality Monitoring
Water Quality Monitoring Results at IM4 during Mid-Flood Tide

Date	Weather Condition	Sea Condition	Sampling Time	Water Depth (m)	Sampling Depth (m)		Current Speed (m/s)	Current Direction	Water Temperature (°C)		pH		Salinity (ppt)		DO Saturation (%)		Dissolved Oxygen (mg/L)			Turbidity(NTU)			Suspended Solids (mg/L)			Total Alkalinity (ppm)			Observed construction activities		Other Observations
									Value	Average	Value	Average	Value	Average	Value	Average	Value	Average	DA	Value	Average	DA	Value	Average	DA	Value	Average	DA	<100m from location	>100m from location	
3-May-16	Fine	Moderate	15:10	7.8	Surface	1.0	0.7	248	25.6	25.6	8.1	8.1	14.1	14.1	98.1	98.1	7.4	7.4	7.0	4.7	4.7	7.1	4	4	6	66	69	73	N/A	N/A	N/A
						1.0	0.7	263	25.6		8.1		14.1		98.2		7.4			4.8			4			72					
					Middle	3.9	0.4	264	23.3	23.4	8.1	8.1	24.3	24.1	87.6	87.6	6.5	6.5		6.5	6.5		6	6		73	71				
						3.9	0.5	275	23.4		8.1		23.8		87.6		6.5			6.6			5			70					
					Bottom	6.8	0.4	289	22.6	22.6	8.1	8.1	29.0	29.2	87.0	87.1	6.3	6.4	6.4	9.3	9.9		8	8		78	77				
						6.8	0.5	310	22.6		8.1		29.4		87.3		6.4			10.6			7			77					
5-May-16	Sunny	Calm	17:08	7.2	Surface	1.0	0.7	247	24.3	24.3	7.9	7.9	19.8	19.2	83.3	83.5	6.2	6.3	6.3	12.8	13.4	17.1	9	9	19	69	70	73	N/A	N/A	N/A
						1.0	0.7	253	24.3		7.9		18.6		83.7		6.3			14.0			8			70					
					Middle	3.6	0.5	259	24.1	24.1	7.9	7.9	20.2	20.2	84.3	84.6	6.3	6.3		17.3	17.6		15	15		73	74				
						3.6	0.6	269	24.1		7.9		20.2		84.9		6.3			17.9			15			74					
					Bottom	6.2	0.5	256	24.1	24.1	7.9	8.0	20.3	20.3	89.0	91.2	6.6	6.8	6.8	21.3	20.4		32	33		78	77				
						6.2	0.5	262	24.1		8.0		20.3		93.4		7.0			19.5			34			76					
7-May-16	Cloudy	Moderate	19:01	7.2	Surface	1.0	1.4	219	26.1	26.1	7.9	7.9	16.4	16.4	86.2	86.0	6.4	6.3	6.2	13.5	14.5	45.1	11	12	30	73	72	78	N/A	N/A	N/A
						1.0	1.5	226	26.1		7.9		16.4		85.9		6.3			15.6			13			70					
					Middle	3.6	1.3	218	25.0	24.9	7.9	7.9	19.9	19.9	83.1	83.1	6.1	6.1		45.1	45.9		39	39		77	77				
						3.6	1.3	231	24.9		7.9		20.0		83.1		6.1			46.8			38			77					
					Bottom	6.2	1.1	216	24.7	24.7	8.0	8.0	21.1	21.1	83.1	83.1	6.1	6.1	6.1	76.9	74.7		42	41		83	86				
						6.2	1.2	236	24.8		8.0		21.0		83.2		6.1			72.5			39			89					
10-May-16	Rainy	Rough	09:29	8.8	Surface	1.0	0.4	162	25.2	25.1	8.0	8.0	18.5	19.3	87.3	87.3	6.5	6.5	6.3	13.5	14.0	21.6	6	6	17	80	81	86	N/A	N/A	N/A
						1.0	0.4	163	25.0		8.1		20.1		87.3		6.4			14.4			5			82					
					Middle	4.4	0.4	116	24.4	24.4	8.1	8.1	26.8	26.8	86.6	86.7	6.2	6.2		22.8	23.7		6	7		85	86				
						4.4	0.4	119	24.5		8.1		26.8		86.8		6.2			24.6			7			87					
					Bottom	7.8	0.4	121	24.2	24.3	8.1	8.1	27.6	27.4	87.3	87.6	6.3	6.3	6.3	28.8	27.2		40	40		90	90				
						7.8	0.4	130	24.4		8.1		27.3		87.9		6.3			25.5			40			90					
12-May-16	Cloudyy	Moderate	10:58	8.5	Surface	1.0	0.4	114	25.5	25.5	8.0	8.0	16.4	16.3	88.4	88.5	6.6	6.6	6.5	4.2	4.2	7.4	6	6	9	69	73	85	N/A	N/A	N/A
						1.0	0.4	123	25.5		8.0		16.1		88.5		6.6			4.2			6			76					
					Middle	4.3	0.7	126	24.4	24.4	8.1	8.1	24.8	24.8	88.0	88.0	6.4	6.4		5.0	5.0		6	6		82	83				
						4.3	0.7	129	24.4		8.1		24.8		87.9		6.4			5.0			6			84					
					Bottom	7.5	0.3	158	23.9	23.9	8.1	8.1	28.7	28.7	83.6	83.6	6.0	6.0	6.0	13.1	13.1		13	14		99	100				
						7.5	0.3	167	23.9		8.1		28.7		83.6		6.0			13.1			14			102					
14-May-16	Sunny	Moderate	11:52	8.0	Surface	1.0	0.5	120	25.4	25.4	8.0	8.0	19.4	19.4	87.0	87.0	6.4	6.4	6.2	3.4	3.4	5.6	3	3	4	76	76	80	N/A	N/A	N/A
						1.0	0.5	124	25.4		8.0		19.4		87.0		6.4			3.4			3			76					
					Middle	4.0	0.6	142	24.9	24.9	8.0	8.0	21.2	21.1	82.4	82.5	6.1	6.1		4.8	4.8		4	4		80	80				
						4.0	0.6	144	24.9		8.0		21.1		82.5		6.1			4.8			4			80					
					Bottom	7.0	0.3	176	23.8	23.8	8.1	8.1	30.9	30.9	83.5	83.5	5.9	5.9	5.9	8.4	8.5		3	4		84	83				
						7.0	0.3	190	23.8		8.1		31.0		83.5		5.9			8.5			4			83					
19-Jul-16	Fine	Rough	18:53	6.5	Surface	1.0	0.4	169	25.5	25.4	8.0	8.0	17.5	17.7	84.1	83.8	6.2	6.2	5.5	3.5	3.7	6.6	8	8	9	69	70	71	N/A	N/A	N/A
						1.0	0.4	170	25.3		8.0		17.9		83.4		6.2			3.8			8			70					
					Middle	3.3	0.5	230	26.2	26.4	8.1	8.1	23.2	23.0	67.2	67.1	4.8	4.8		7.7	7.7		8	8		72	71				
						3.3	0.6	230	26.5		8.1		22.8		66.9		4.7			7.7			8			70					
					Bottom	5.5	0.5	186	27.3	27.4	8.2	8.2	25.4	25.6	61.8	60.8	4.2	4.2	4.2	8.6	8.5		12	12		72	73				
						5.5	0.6	193	27.4		8.2		25.8		59.8		4.1			8.4			11			74					
22-Jul-16	Fine	Moderate	20:34	6.7	Surface	1.0	0.9	199	27.2	27.2	7.8	7.8	16.8	16.7	79.5	79.5	5.8	5.8	5.7	14.3	14.3	18.6	6	7	19	80	80	84	N/A	N/A	N/A
						1.0	0.9	213	27.1		7.8		16.7		79.5		5.8			14.3			8			80					
					Middle	3.4	0.8	228	27.0	26.9	7.8	7.8	19.9	19.9	79.8	79.9	5.7	5.7		19.9	21.4		10	11		82	83				
						3.4	0.9	246	26.9		7.8		19.9		79.9		5.7			22.8			11			84					
					Bottom	5.7	0.8	228	26.9	26.9	7.8	7.8	21.9	21.9	78.0	78.0	5.5	5.5	5.5	20.4	20.0		41	41		88	89				
						5.7	0.9	245	26.9		7.8		21.9		77.9		5.5			19.6			40			90					
24-Jul-16	Sunny	Moderate	10:17	8.1	Surface	1.0	0.2	106	28.7	28.8	7.8	7.8	20.2	20.2	84.4	84.3	5.8	5.8	4.8	6.6	6.7	18.3	4	4	9	87	87	95	N/A	N/A	N/A
						1.0	0.2	110	28.8		7.8		20.2		84.2		5.8			6.8			4			87					
					Middle	4.1	0.4	139	26.7	26.7	7.7	7.7	25.3	25.3	54.6	54.6	3.8	3.8		16.7	16.8		9	9		95	97				
						4.1	0.5	148	26.7		7.7		25.3		54.5		3.8			16.8			8			98					
					Bottom	7.1	0.2	115	25.9	25.9	7.7	7.7	27.4	27.4	50.6	50.8	3.5	3.5	3.5	31.8	31.6		14	14		103	101				
						7.1	0.2	125	25.9		7.7		27.4		51.0		3.6			31.3			14			100					
26-Jul-16	Sunny	Moderate	12:15	8.0	Surface	1.0	0.4	55	27.9	27.9	7.8	7.8	23.4	23.4	83.5	83.4	5.8	5.7	4.6	4.2	4.2	12.8	5	5	13	86	87	94	N/A	N/A	N/A
						1.0	0.4	56	27.9		7.8		23.4		83.2		5.7			4.1			5			87					
					Middle	4.0	0.5	31	25.3	25.2	7.7	7.7	29.7	29.8	48.4	48.8	3.4	3.4		7.8	7.9		8	8		96	94				
						4.0	0.5	31	25.1		7.7		30.0		49.2		3.4			7.9			8			92					
					Bottom	7.0	0.4	35	24.5	24.5	7.7	7.7	31.3	31.3	48.4	48.6	3.4	3.4	3.4	26.2	26.3		27	27		102	101				
						7.0	0.4	36	24.5		7.7		31.3		48.7		3.4			26.3			27			100					
28-Jul-16	Fine	Moderate	08:58	7.2	Surface	1.0	0.8	204	29.6	29.5	8.1	8.1	14.7	14.8	108.1	108.0	7.6	7.6	6.5	2.9	3.0	7.5	<2	<2	12	82	81	86	N/A	N/A	N/A
						1.0	0.9	205	29.5		8.1		15.0		107.9		7.6			3.0			<2			80					
					Middle	3.6	0.6	222	27.9	27.9	7.9	7.9	23.7	23.7	80.1	80.0	5.5	5.5		4.1	4.2		4	4		82	83				
						3.6	0.7	228	27.9		7.9		23.7		79.9		5.5			4.2			4			83					
					Bottom	6.2	0.6	226	26.3	26.4	7.8	7.8	27.3	27.1	62.0	62.4	4.3	4.3	4.3	16.1	15.3		21	21		96	93				
						6.2	0.6	226	26.5		7.8		27.0		62.8		4.3			14.5			20			90					
30-Jul-16	Cloudy	Moderate	16:18	7.2	Surface	1.0	0.6	141	29.8	29.8	8.2	8.2	17.7	17.7	135.3	135.1	9.3	9.3	7.3	6.9	6.8	20.5	11	12	14	84	85	86	N/A	N/A	N/A
						1.0	0.6	151	29.8		8.2		17.7		134.8		9.3			6.7			12			87					
					Middle	3.6	0.5	133	27.6	27.6	7.9	7.9	24.0	24.0	78.2	78.0	5.4	5.4		11.2	11.3		13	13		89	89				
						3.6	0.5	144	27.6		7.9		24.0		77.8		5.4			11.4			12			90					
					Bottom	6.2	0.5	126	24.8	24.8	7.7	7.7	30.5	30.4	33.0	33.0	2.3	2.3	2.3	43.4	43.5		16	17		81	84				
						6.2	0.6	134	24.8		7.7		30.4		33.0		2.3			43.6			17			87					

Remarks: DA: Depth-Averaged
Calm: Small or no wave; Moderate: Between calm and rough; Rough : White capped or rougher

Expansion of Hong Kong International Airport into a Three-Runway System
Baseline Water Quality Monitoring
Water Quality Monitoring Results at IM5 during Mid-Ebb Tide

Date	Weather Condition	Sea Condition	Sampling Time	Water Depth (m)	Sampling Depth (m)		Current Speed (m/s)	Current Direction	Water Temperature (°C) Value	Water Temperature (°C) Average	pH Value	pH Average	Salinity (ppt) Value	Salinity (ppt) Average	DO Saturation (%) Value	DO Saturation (%) Average	Dissolved Oxygen (mg/L) Value	Dissolved Oxygen (mg/L) Average	Dissolved Oxygen (mg/L) DA	Turbidity(NTU) Value	Turbidity(NTU) Average	Turbidity(NTU) DA	Suspended Solids (mg/L) Value	Suspended Solids (mg/L) Average	Suspended Solids (mg/L) DA	Total Alkalinity (ppm) Value	Total Alkalinity (ppm) Average	Total Alkalinity (ppm) DA	Observed construction activities <100m from location	Observed construction activities >100m from location	Other Observations
3-May-16	Sunny	Moderate	11:40	7.3	Surface	1.0	0.6	210	25.5	25.5	8.0	8.0	15.6	15.6	94.8	94.7	7.1	7.1	6.8	4.2	4.2	5.2	11	11	12	79	78	79	N/A	N/A	N/A
						1.0	0.7	226	25.5		8.0		15.6		94.6		7.1			4.2			11			78					
					Middle	3.7	0.6	207	23.6	23.6	8.0	8.0	21.1	21.1	85.4	85.4	6.4	6.4		4.6	4.6		11	12		80	78				
						3.7	0.6	227	23.6		8.0		21.1		85.4		6.4			4.7			12			77					
					Bottom	6.3	0.5	200	23.0	23.0	8.0	8.0	23.5	23.6	80.9	81.0	6.1	6.1	6.1	6.8	6.7		13	13		82	81				
						6.3	0.6	208	23.0		8.0		23.8		81.2		6.1			6.7			13			80					
5-May-16	Cloudy	Moderate	13:05	6.0	Surface	1.0	1.2	208	25.5	25.5	8.0	8.0	19.0	19.0	86.7	85.9	6.4	6.3	6.3	15.1	16.7	25.6	8	8	18	73	72	78	N/A	N/A	N/A
						1.0	1.3	226	25.4		8.0		19.0		85.1		6.3			18.4			7			72					
					Middle	3.0	1.0	220	23.5	23.5	8.1	8.1	24.3	24.4	84.6	84.7	6.3	6.3		28.0	28.9		9	9		77	77				
						3.0	1.0	237	23.5		8.1		24.6		84.9		6.3			29.9			8			77					
					Bottom	5.0	0.8	225	23.4	23.5	8.1	8.1	24.7	24.7	87.9	88.8	6.5	6.6	6.6	33.2	31.0		39	38		84	84				
						5.0	0.9	241	23.5		8.1		24.7		89.8		6.6			28.9			36			85					
7-May-16	Cloudy	Moderate	14:27	6.4	Surface	1.0	0.8	214	25.6	25.7	7.9	7.9	19.8	19.7	86.6	86.9	6.3	6.3	6.3	7.4	8.0	21.0	4	4	20	75	77	89	N/A	N/A	N/A
						1.0	0.9	229	25.7		7.9		19.7		87.3		6.4			8.7			4			78					
					Middle	3.2	0.7	230	24.3	24.3	8.0	8.0	23.9	24.0	86.8	86.9	6.3	6.3		23.9	24.9		17	17		89	91				
						3.2	0.8	248	24.3		8.0		24.1		87.0		6.3			26.0			17			93					
					Bottom	5.4	0.6	242	24.2	24.2	8.1	8.1	24.8	24.7	87.6	87.8	6.4	6.4	6.4	30.4	30.0		37	38		101	101				
						5.4	0.6	247	24.2		8.1		24.7		88.0		6.4			29.6			39			100					
10-May-16	Cloudy	Moderate	14:29	7.3	Surface	1.0	0.5	209	25.5	25.5	7.9	7.9	14.2	14.3	87.6	87.7	6.6	6.6	6.5	5.7	6.2	15.5	4	4	7	81	80	86	N/A	N/A	N/A
						1.0	0.6	209	25.5		7.9		14.5		87.7		6.6			6.6			4			79					
					Middle	3.7	0.5	173	25.1	25.1	8.0	8.0	23.2	21.9	87.8	87.9	6.4	6.4		12.0	12.6		5	5		86	86				
						3.7	0.5	175	25.1		8.0		20.7		88.0		6.5			13.2			4			86					
					Bottom	6.3	0.3	171	24.3	24.3	8.1	8.1	27.3	27.3	90.7	90.9	6.5	6.5	6.5	27.8	27.8		13	13		91	93				
						6.3	0.4	177	24.3		8.1		27.3		91.0		6.5			27.8			12			94					
12-May-16	Cloudy	Moderate	16:02	7.6	Surface	1.0	0.3	118	25.7	25.7	8.1	8.1	17.6	17.6	95.0	95.1	7.0	7.0	7.0	3.8	3.8	5.6	4	4	4	73	74	81	N/A	N/A	N/A
						1.0	0.4	120	25.7		8.1		17.6		95.1		7.0			3.8			4			76					
					Middle	3.8	0.4	64	24.9	24.9	8.2	8.2	22.5	22.5	95.6	95.5	7.0	7.0		3.9	4.0		5	4		80	82				
						3.8	0.4	66	24.9		8.2		22.6		95.4		7.0			4.0			3			83					
					Bottom	6.6	0.4	81	24.0	24.0	8.1	8.1	28.7	28.7	87.4	87.5	6.3	6.3	6.3	9.0	9.0		4	4		88	86				
						6.6	0.4	84	24.0		8.1		28.7		87.5		6.3			9.0			4			84					
14-May-16	Cloudy	Moderate	09:07	6.7	Surface	1.0	0.4	121	25.3	25.3	8.0	8.0	18.9	18.9	84.4	84.4	6.2	6.2	6.1	3.5	3.5	7.4	4	4	5	82	82	82	N/A	N/A	N/A
						1.0	0.4	126	25.3		8.0		18.9		84.3		6.2			3.5			3			82					
					Middle	3.4	0.4	74	25.0	25.0	8.0	8.0	20.1	20.1	81.9	82.0	6.0	6.0		4.5	4.6		3	4		76	76				
						3.4	0.4	74	25.0		8.0		20.2		82.1		6.1			4.6			4			76					
					Bottom	5.7	0.5	91	24.0	24.0	8.1	8.1	28.0	28.0	82.3	82.4	5.9	5.9	5.9	13.6	14.1		9	9		89	88				
						5.7	0.5	94	24.0		8.1		28.0		82.4		5.9			14.5			8			86					
19-Jul-16	Fine	Rough	13:50	6.1	Surface	1.0	0.4	81	27.6	27.5	8.0	8.0	18.6	18.5	84.9	84.2	6.0	6.0	5.5	3.2	3.1	4.5	13	13	14	64	66	74	N/A	N/A	N/A
						1.0	0.4	84	27.3		8.0		18.3		83.5		6.0			2.9			13			68					
					Middle	3.1	0.4	83	26.4	26.4	8.1	8.1	24.6	24.5	69.2	69.5	4.9	4.9		5.5	5.6		15	15		74	74				
						3.1	0.4	84	26.4		8.1		24.4		69.7		4.9			5.7			15			75					
					Bottom	5.1	0.2	148	25.3	25.2	8.2	8.2	27.2	27.3	65.6	66.1	4.6	4.7	4.7	5.2	5.0		15	15		81	81				
						5.1	0.2	157	25.1		8.2		27.4		66.6		4.7			4.7			15			80					
22-Jul-16	Sunny	Moderate	15:42	7.3	Surface	1.0	0.8	243	27.6	27.6	7.8	7.8	16.1	16.1	82.3	81.4	5.8	5.8	5.8	7.6	7.4	12.7	6	6	12	80	80	83	N/A	N/A	N/A
						1.0	0.9	253	27.6		7.8		16.1		80.5		5.8			7.2			5			80					
					Middle	3.7	0.7	246	27.3	27.3	7.8	7.8	17.9	17.9	79.1	79.2	5.7	5.7		14.1	14.6		8	8		82	83				
						3.7	0.7	264	27.3		7.8		17.9		79.3		5.7			15.0			7			84					
					Bottom	6.3	0.6	245	27.1	27.1	7.8	7.8	18.5	18.5	82.6	83.5	5.9	6.0	6.0	16.4	16.2		21	22		85	86				
						6.3	0.6	253	27.2		7.8		18.5		84.4		6.1			16.0			22			88					
24-Jul-16	Sunny	Moderate	14:42	7.3	Surface	1.0	0.7	220	28.3	28.3	7.9	7.9	19.5	19.5	85.5	85.5	6.0	6.0	4.5	4.2	4.2	12.9	5	5	13	83	83	89	N/A	N/A	N/A
						1.0	0.7	234	28.3		7.9		19.5		85.4		6.0			4.2			5			83					
					Middle	3.7	0.6	230	25.4	25.3	7.7	7.7	29.1	29.1	42.9	42.8	3.0	3.0		13.0	13.1		8	9		88	91				
						3.7	0.6	245	25.3		7.7		29.1		42.7		3.0			13.1			9			93					
					Bottom	6.3	0.6	231	24.8	24.8	7.7	7.7	30.5	30.5	39.2	39.6	2.7	2.8	2.8	21.4	21.5		26	26		95	94				
						6.3	0.6	250	24.9		7.7		30.5		39.9		2.8			21.6			26			92					
26-Jul-16	Sunny	Moderate	16:20	6.8	Surface	1.0	0.2	229	29.3	29.1	8.2	8.2	21.1	21.2	150.2	150.3	10.2	10.3	7.3	3.5	3.4	8.1	7	8	8	86	87	87	N/A	N/A	N/A
						1.0	0.3	249	29.0		8.2		21.3		150.4		10.3			3.3			8			87					
					Middle	3.4	0.4	143	25.4	25.4	7.7	7.7	29.4	29.4	62.1	62.2	4.3	4.3		4.0	4.1		8	8		93	93				
						3.4	0.4	155	25.4		7.7		29.4		62.3		4.3			4.1			8			92					
					Bottom	5.8	0.4	150	24.7	24.9	7.7	7.7	30.2	30.1	54.6	55.7	3.8	3.9	3.9	17.4	16.9		9	9		80	80				
						5.8	0.4	150	25.1		7.7		30.0		56.8		4.0			16.3			8			81					
28-Jul-16	Fine	Moderate	13:02	6.2	Surface	1.0	0.4	266	30.4	30.4	7.9	7.9	15.8	15.7	101.5	101.4	7.0	7.0	7.0	2.9	3.0	3.4	4	5	5	81	80	80	N/A	N/A	N/A
						1.0	0.4	267	30.5		7.9		15.7		101.3		7.0			3.0			5			79					
					Middle	3.1	0.5	294	29.3	29.1	7.9	7.9	19.6	19.7	101.2	101.5	7.0	7.0		3.0	3.1		5	5		77	79				
						3.1	0.5	295	28.9		7.9		19.8		101.7		7.0			3.1			4			80					
					Bottom	5.2	0.5	293	28.5	28.3	7.9	7.9	21.6	21.8	85.8	85.9	5.9	5.9	5.9	4.0	4.1		5	6		83	82				
						5.2	0.6	297	28.1		7.9		21.9		86.0		6.0			4.2			6			80					
30-Jul-16	Sunny	Moderate	11:27	6.4	Surface	1.0	0.6	201	30.3	30.2	8.3	8.3	15.9	15.9	144.5	144.5	10.0	10.0	7.3	2.3	2.4	8.6	4	4	8	82	81	88	N/A	N/A	N/A
						1.0	0.6	201	30.2		8.3		16.0		144.5		10.0			2.4			3			80					
					Middle	3.2	0.5	208	27.3	27.3	7.8	7.8	24.8	24.8	67.2	67.2	4.6	4.6		5.2	5.4		5	5		89	89				
						3.2	0.5	227	27.2		7.8		24.8		67.2		4.6			5.6			4			90					
					Bottom	5.4	0.4	217	25.5	25.5	7.7	7.7	28.8	28.8	43.9	44.1	3.1	3.1	3.1	18.1	18.0		15	16		95	94				
						5.4	0.5	235	25.5		7.7		28.7		44.2		3.1			17.9			16			92					

Remarks: DA: Depth-Averaged
Calm: Small or no wave; Moderate: Between calm and rough; Rough : White capped or rougher

Expansion of Hong Kong International Airport into a Three-Runway System
Baseline Water Quality Monitoring
Water Quality Monitoring Results at IM5 during Mid-Flood Tide

Date	Weather Condition	Sea Condition	Sampling Time	Water Depth (m)	Sampling Depth (m)		Current Speed (m/s)	Current Direction	Water Temperature (°C)		pH		Salinity (ppt)		DO Saturation (%)		Dissolved Oxygen (mg/L)			Turbidity(NTU)			Suspended Solids (mg/L)			Total Alkalinity (ppm)			Observed construction activities		Other Observations
									Value	Average	Value	Average	Value	Average	Value	Average	Value	Average	DA	Value	Average	DA	Value	Average	DA	Value	Average	DA	<100m from location	>100m from location	
3-May-16	Sunny	Moderate	14:56	7.5	Surface	1.0	0.4	212	26.6	26.6	8.1	8.1	11.8	11.8	109.0	108.9	8.2	8.2	7.5	4.6	4.6	6.8	3	4	6	65	68	74	N/A	N/A	N/A
						1.0	0.4	216	26.6		8.1		11.8		108.8		8.2			4.7			4			70					
					Middle	3.8	0.5	229	23.9	23.9	8.0	8.0	19.9	19.9	91.5	91.5	6.9	6.9		5.2	5.2		4	5		68	70				
						3.8	0.5	239	23.9		8.0		19.9		91.5		6.9			5.2			5			73					
					Bottom	6.5	0.4	240	23.6	23.6	8.0	8.0	21.6	21.6	87.0	86.9	6.5	6.5	6.5	10.5	10.7		10	11		85	84				
						6.5	0.4	240	23.6		8.0		21.6		86.8		6.5			10.9			11			84					
5-May-16	Sunny	Calm	16:54	6.4	Surface	1.0	0.7	270	24.0	24.0	7.9	7.9	20.6	19.4	81.0	81.1	6.1	6.1	6.2	20.2	20.7	27.7	18	18	30	68	67	70	N/A	N/A	N/A
						1.0	0.7	286	23.9		7.9		18.3		81.3		6.2			21.3			18			67					
					Middle	3.2	0.6	274	23.7	23.7	8.0	8.0	21.7	21.7	83.3	84.1	6.2	6.3		29.5	30.0		27	28		63	67				
						3.2	0.6	300	23.7		8.0		21.7		85.0		6.3			30.5			28			72					
					Bottom	5.4	0.3	276	23.7	23.7	8.0	8.0	22.0	22.0	88.2	90.1	6.6	6.7	6.7	32.5	32.3		45	45		78	76				
						5.4	0.3	299	23.7		8.0		22.0		92.1		6.9			32.1			44			75					
7-May-16	Cloudy	Moderate	18:47	6.6	Surface	1.0	1.0	217	25.1	25.1	8.0	8.0	20.6	20.6	86.7	86.7	6.3	6.3	6.3	34.5	34.8	33.8	19	19	20	75	76	82	N/A	N/A	N/A
						1.0	1.0	220	25.1		8.0		20.6		86.7		6.3			35.1			18			77					
					Middle	3.3	0.9	226	24.7	24.7	8.0	8.0	22.5	22.5	86.7	86.7	6.3	6.3		28.2	28.3		22	22		82	82				
						3.3	0.9	246	24.7		8.0		22.5		86.8		6.3			28.4			21			82					
					Bottom	5.6	0.7	228	24.6	24.6	8.0	8.0	22.8	22.8	90.3	90.8	6.6	6.6	6.6	38.4	38.3		20	21		91	89				
						5.6	0.7	242	24.6		8.0		22.8		91.4		6.7			38.3			22			87					
10-May-16	Rainy	Rough	09:43	7.6	Surface	1.0	0.2	148	25.5	25.4	8.0	8.0	16.0	16.0	86.5	86.5	6.5	6.5	6.3	11.6	12.6	24.1	6	6	12	81	80	86	N/A	N/A	N/A
						1.0	0.2	158	25.3		8.0		15.9		86.4		6.5			13.5			5			79					
					Middle	3.8	0.4	83	24.5	24.5	8.1	8.1	25.4	25.4	85.7	85.7	6.2	6.2		23.5	24.1		5	6		85	86				
						3.8	0.4	88	24.5		8.1		25.4		85.7		6.2			24.6			6			86					
					Bottom	6.6	0.4	81	24.4	24.4	8.1	8.1	26.1	26.2	85.9	85.9	6.2	6.2	6.2	37.0	35.7		24	25		91	91				
						6.6	0.4	87	24.4		8.1		26.2		85.9		6.2			34.3			25			91					
12-May-16	Cloudyy	Moderate	11:12	7.5	Surface	1.0	0.4	103	25.8	25.8	7.9	7.9	12.2	12.2	87.5	87.5	6.7	6.7	6.6	4.8	4.8	8.0	5	5	5	76	74	77	N/A	N/A	N/A
						1.0	0.4	110	25.8		7.9		12.2		87.5		6.7			4.8			4			71					
					Middle	3.8	0.6	134	24.7	24.7	8.1	8.1	21.9	21.8	88.0	88.0	6.5	6.5		4.4	4.5		4	5		75	74				
						3.8	0.6	136	24.7		8.1		21.8		87.9		6.5			4.5			5			72					
					Bottom	6.5	0.4	160	24.0	23.9	8.1	8.1	28.1	28.5	82.7	83.0	5.9	5.9	5.9	14.6	14.9		4	6		82	83				
						6.5	0.4	171	23.9		8.1		28.9		83.3		6.0			15.1			7			85					
14-May-16	Sunny	Moderate	11:38	6.9	Surface	1.0	0.4	108	25.8	25.8	8.0	8.0	15.1	15.1	92.6	92.6	6.9	6.9	6.8	3.7	3.7	6.2	2	3	3	74	74	76	N/A	N/A	N/A
						1.0	0.4	113	25.8		8.0		15.1		92.6		6.9			3.7			3			74					
					Middle	3.5	0.5	146	25.5	25.5	8.0	8.0	18.0	18.0	89.8	89.8	6.6	6.6		4.1	4.1		3	3		77	77				
						3.5	0.5	156	25.5		8.0		18.0		89.8		6.6			4.1			3			76					
					Bottom	5.9	0.4	163	24.0	24.0	8.1	8.1	28.4	28.6	82.5	82.7	5.9	5.9	5.9	10.5	10.7		4	4		77	77				
						5.9	0.4	166	24.0		8.1		28.8		82.8		5.9			10.9			3			78					
19-Jul-16	Fine	Rough	18:39	6.2	Surface	1.0	0.3	171	25.6	25.7	8.0	8.0	17.7	17.9	84.8	85.1	6.3	6.3	5.7	4.9	5.1	7.0	13	14	18	62	62	70	N/A	N/A	N/A
						1.0	0.3	185	25.8		8.0		18.1		85.3		6.3			5.2			15			62					
					Middle	3.1	0.5	209	26.2	26.2	8.1	8.1	23.5	23.5	71.8	71.1	5.1	5.1		7.6	7.5		16	16		70	70				
						3.1	0.6	213	26.1		8.1		23.4		70.3		5.0			7.3			15			70					
					Bottom	5.2	0.5	173	27.4	27.4	8.2	8.2	25.6	25.5	62.0	62.0	4.3	4.3	4.3	8.8	8.6		25	25		80	79				
						5.2	0.5	175	27.4		8.2		25.4		61.9		4.2			8.3			25			78					
22-Jul-16	Fine	Moderate	20:20	6.9	Surface	1.0	0.5	198	27.3	27.3	7.7	7.8	16.9	16.7	78.6	78.9	5.7	5.7	5.7	10.4	11.0	16.3	5	6	18	81	80	85	N/A	N/A	N/A
						1.0	0.5	215	27.2		7.8		16.6		79.2		5.7			11.5			6			79					
					Middle	3.5	0.6	229	27.0	27.0	7.8	7.8	19.4	19.3	79.6	79.6	5.7	5.7		16.8	18.1		10	10		84	84				
						3.5	0.6	234	26.9		7.8		19.2		79.5		5.7			19.3			10			85					
					Bottom	5.9	0.6	201	26.8	26.9	7.8	7.8	21.8	21.7	78.1	77.9	5.5	5.5	5.5	20.8	19.8		40	40		89	91				
						5.9	0.6	216	26.9		7.8		21.7		77.7		5.5			18.8			39			92					
24-Jul-16	Sunny	Moderate	10:31	7.4	Surface	1.0	0.1	119	28.0	28.0	7.8	7.8	22.2	21.9	72.9	72.8	5.0	5.0	4.8	8.4	8.4	12.8	3	4	8	84	82	90	N/A	N/A	N/A
						1.0	0.2	130	28.0		7.8		21.7		72.7		5.1			8.4			4			80					
					Middle	3.7	0.4	133	27.5	27.5	7.7	7.7	23.4	23.4	65.4	65.4	4.5	4.5		9.6	9.6		4	5		85	85				
						3.7	0.4	141	27.5		7.7		23.5		65.3		4.5			9.6			5			85					
					Bottom	6.4	0.3	123	26.1	26.1	7.7	7.7	26.7	26.9	54.6	54.9	3.8	3.8	3.8	19.7	20.3		17	17		102	103				
						6.4	0.3	127	26.0		7.7		27.1		55.2		3.8			20.8			17			103					
26-Jul-16	Sunny	Moderate	12:29	6.8	Surface	1.0	0.6	146	28.6	28.6	7.8	7.8	21.1	21.0	85.0	85.0	5.9	5.9	5.4	3.6	3.7	14.7	7	7	13	89	88	92	N/A	N/A	N/A
						1.0	0.6	146	28.6		7.8		21.0		84.9		5.9			3.7			7			87					
					Middle	3.4	0.6	61	27.1	27.1	7.8	7.8	24.9	24.9	71.3	71.3	4.9	4.9		4.9	4.9		8	8		91	91				
						3.4	0.7	61	27.1		7.8		24.9		71.2		4.9			4.8			7			92					
					Bottom	5.8	0.6	54	24.4	24.4	7.7	7.7	31.4	31.4	39.5	39.8	2.8	2.8	2.8	35.2	35.7		25	25		98	97				
						5.8	0.6	54	24.4		7.7		31.4		40.0		2.8			36.1			24			96					
28-Jul-16	Fine	Moderate	09:12	6.1	Surface	1.0	0.7	203	28.9	28.9	8.0	8.0	19.1	19.1	97.6	97.5	6.8	6.8	5.8	2.3	2.5	5.1	<2	<2	7	78	78	83	N/A	N/A	N/A
						1.0	0.7	203	28.9		8.0		19.1		97.3		6.7			2.6			<2			79					
					Middle	3.1	0.5	217	27.7	27.6	7.8	7.8	24.1	24.1	70.9	70.8	4.9	4.9		6.3	6.3		6	6		87	87				
						3.1	0.5	220	27.6		7.8		24.2		70.6		4.9			6.3			6			88					
					Bottom	5.1	0.6	234	27.2	27.2	7.8	7.8	25.4	25.4	67.0	67.0	4.6	4.6	4.6	6.6	6.6		8	9		81	84				
						5.1	0.6	247	27.2		7.8		25.4		67.0		4.6			6.6			9			87					
30-Jul-16	Cloudy	Moderate	16:04	6.0	Surface	1.0	0.5	144	29.3	29.3	8.2	8.2	19.8	19.8	132.9	133.2	9.1	9.1	8.7	3.9	3.7	5.9	6	6	7	81	80	82	N/A	N/A	N/A
						1.0	0.5	149	29.4		8.2		19.8		133.4		9.1			3.5			6			79					
					Middle	3.0	0.4	132	29.1	29.1	8.1	8.1	20.8	20.7	120.4	120.4	8.3	8.3		4.0	4.0		6	6		84	82				
						3.0	0.5	137	29.1		8.1		20.7		120.4		8.3			3.9			6			81					
					Bottom	5.0	0.4	128	28.0	28.0	7.9	7.9	23.2	23.2	88.1	88.1	6.1	6.1	6.1	10.1	10.2		7	8		84	85				
						5.0	0.4	140	27.9		7.9		23.2		88.1		6.1			10.2			8			85					

Remarks: DA: Depth-Averaged
Calm: Small or no wave; Moderate: Between calm and rough; Rough : White capped or rougher

Expansion of Hong Kong International Airport into a Three-Runway System
Baseline Water Quality Monitoring
Water Quality Monitoring Results at IM6 during Mid-Ebb Tide

Date	Weather Condition	Sea Condition	Sampling Time	Water Depth (m)	Sampling Depth (m)		Current Speed (m/s)	Current Direction	Water Temperature (°C) Value	Water Temperature (°C) Average	pH Value	pH Average	Salinity (ppt) Value	Salinity (ppt) Average	DO Saturation (%) Value	DO Saturation (%) Average	Dissolved Oxygen (mg/L) Value	Dissolved Oxygen (mg/L) Average	Dissolved Oxygen (mg/L) DA	Turbidity(NTU) Value	Turbidity(NTU) Average	Turbidity(NTU) DA	Suspended Solids (mg/L) Value	Suspended Solids (mg/L) Average	Suspended Solids (mg/L) DA	Total Alkalinity (ppm) Value	Total Alkalinity (ppm) Average	Total Alkalinity (ppm) DA	Observed construction activities <100m from location	Observed construction activities >100m from location	Other Observations
3-May-16	Sunny	Moderate	11:55	6.4	Surface	1.0	0.7	201	26.6	26.6	8.0	8.1	11.3	11.3	102.5	102.4	7.7	7.7	6.9	4.6	4.6	5.8	12	12	13	66	68	77	N/A	N/A	N/A
						1.0	0.8	207	26.5		8.1		11.3		102.4		7.7			4.6			12			69					
					Middle	3.2	0.7	216	23.3	23.3	8.0	8.0	21.5	21.5	81.8	81.8	6.2	6.2		6.1	6.1		13	13		80	80				
						3.2	0.7	220	23.3		8.0		21.5		81.8		6.2			6.2			13			81					
					Bottom	5.4	0.6	232	22.9	23.0	8.0	8.0	25.8	25.9	81.5	81.8	6.0	6.0	6.0	6.8	6.8		14	15		80	82				
						5.4	0.6	244	23.1		8.0		25.9		82.0		6.0			6.8			15			84					
5-May-16	Cloudy	Moderate	13:20	6.3	Surface	1.0	1.5	204	25.5	25.6	8.0	8.0	18.9	18.8	87.5	86.8	6.4	6.4	6.3	12.5	13.2	24.0	8	8	32	73	72	78	N/A	N/A	N/A
						1.0	1.5	222	25.7		8.0		18.7		86.2		6.3			13.9			7			72					
					Middle	3.2	1.3	214	23.8	23.7	8.0	8.0	23.0	22.8	83.9	83.9	6.2	6.2		24.9	27.2		22	22		78	78				
						3.2	1.3	230	23.6		8.0		22.6		83.9		6.2			29.5			21			79					
					Bottom	5.3	1.1	221	23.4	23.4	8.0	8.0	24.8	24.7	84.4	84.8	6.2	6.3	6.3	33.9	31.6		66	67		84	84				
						5.3	1.2	236	23.4		8.0		24.7		85.2		6.3			29.4			67			85					
7-May-16	Cloudy	Moderate	14:42	6.1	Surface	1.0	1.1	216	25.3	25.3	8.0	8.0	20.7	20.7	88.6	88.5	6.5	6.5	6.5	9.3	9.4	17.8	5	5	15	78	79	86	N/A	N/A	N/A
						1.0	1.2	224	25.3		8.0		20.8		88.5		6.5			9.6			5			80					
					Middle	3.1	0.9	225	24.4	24.4	8.0	8.0	23.3	23.3	88.7	89.8	6.5	6.6		19.1	20.6		15	15		85	86				
						3.1	1.0	231	24.4		8.0		23.2		91.0		6.7			22.2			15			87					
					Bottom	5.1	0.8	232	24.4	24.4	8.0	8.0	23.3	23.3	93.4	94.4	6.8	6.9	6.9	24.1	23.3		23	24		94	94				
						5.1	0.9	232	24.4		8.0		23.3		95.5		7.0			22.5			24			95					
10-May-16	Cloudy	Moderate	14:14	7.2	Surface	1.0	0.6	218	25.4	25.3	7.9	8.0	15.1	15.1	87.2	87.2	6.6	6.6	6.5	14.7	15.5	21.0	4	4	11	78	76	85	N/A	N/A	N/A
						1.0	0.7	237	25.1		8.0		15.1		87.2		6.6			16.2			4			75					
					Middle	3.6	0.6	193	24.9	24.9	8.0	8.0	23.5	21.9	87.8	88.1	6.4	6.4		21.6	22.2		6	6		81	82				
						3.6	0.6	208	25.0		8.0		20.2		88.4		6.5			22.8			6			83					
					Bottom	6.2	0.6	168	24.7	24.7	8.1	8.0	24.4	24.3	91.3	92.4	6.6	6.7	6.7	26.3	25.3		23	24		98	97				
						6.2	0.7	184	24.8		8.0		24.3		93.4		6.8			24.3			24			96					
12-May-16	Cloudy	Moderate	15:47	7.6	Surface	1.0	0.2	138	26.0	26.0	8.0	8.0	15.3	15.4	93.4	93.5	7.0	7.0	6.9	4.1	4.2	5.4	4	4	4	70	70	78	N/A	N/A	N/A
						1.0	0.2	143	26.0		8.0		15.5		93.5		7.0			4.2			3			71					
					Middle	3.8	0.4	77	25.0	25.0	8.1	8.1	22.3	22.2	93.7	93.7	6.8	6.8		4.0	4.0		5	5		82	84				
						3.8	0.4	83	25.0		8.1		22.2		93.7		6.8			3.9			5			85					
					Bottom	6.6	0.4	104	24.0	24.0	8.1	8.1	28.1	28.1	86.4	86.5	6.2	6.2	6.2	8.1	8.1		4	4		75	79				
						6.6	0.5	107	24.1		8.1		28.1		86.5		6.2			8.1			4			82					
14-May-16	Cloudy	Moderate	09:22	6.7	Surface	1.0	0.3	141	25.3	25.3	8.0	8.0	18.4	18.4	86.9	86.9	6.4	6.4	6.3	3.5	3.5	7.8	3	4	5	77	77	81	N/A	N/A	N/A
						1.0	0.3	152	25.3		8.0		18.4		86.8		6.4			3.5			4			78					
					Middle	3.4	0.4	86	25.1	25.1	8.0	8.0	19.4	19.4	83.9	84.0	6.2	6.2		4.2	4.3		4	4		81	80				
						3.4	0.5	87	25.2		8.0		19.4		84.0		6.2			4.4			4			80					
					Bottom	5.7	0.4	112	23.9	23.9	8.1	8.1	29.9	29.9	81.4	81.4	5.8	5.8	5.8	15.6	15.7		7	7		86	86				
						5.7	0.5	117	23.9		8.1		29.9		81.4		5.8			15.7			7			86					
19-Jul-16	Fine	Rough	14:05	6.1	Surface	1.0	0.4	104	26.7	26.7	8.0	8.0	19.2	19.2	85.1	84.8	6.1	6.1	5.5	2.5	2.6	3.8	9	9	10	79	78	77	N/A	N/A	N/A
						1.0	0.4	107	26.7		8.0		19.1		84.4		6.1			2.7			8			78					
					Middle	3.1	0.4	89	25.8	25.9	8.1	8.1	23.5	23.7	69.1	68.5	4.9	4.9		3.2	3.3		9	9		78	77				
						3.1	0.5	94	25.9		8.1		23.8		67.9		4.8			3.3			9			76					
					Bottom	5.1	0.3	187	25.3	25.4	8.1	8.1	27.2	27.1	63.9	63.7	4.5	4.5	4.5	5.9	5.6		12	12		77	75				
						5.1	0.4	199	25.4		8.1		26.9		63.4		4.5			5.2			12			74					
22-Jul-16	Sunny	Moderate	15:57	6.9	Surface	1.0	0.9	224	27.5	27.5	7.7	7.7	16.1	16.1	74.6	74.4	5.4	5.4	5.2	7.2	7.4	12.6	8	8	11	75	76	79	N/A	N/A	N/A
						1.0	1.0	227	27.5		7.7		16.1		74.1		5.4			7.5			8			76					
					Middle	3.5	0.9	236	27.0	27.0	7.7	7.7	18.3	18.2	71.3	71.4	5.1	5.1		10.7	11.0		8	8		80	75				
						3.5	1.0	256	27.0		7.7		18.2		71.4		5.1			11.2			8			70					
					Bottom	5.9	0.8	247	26.7	26.7	7.7	7.7	19.1	19.1	70.2	70.3	5.1	5.1	5.1	19.4	19.5		15	16		85	86				
						5.9	0.8	248	26.7		7.7		19.1		70.4		5.1			19.6			16			87					
24-Jul-16	Sunny	Moderate	14:27	7.5	Surface	1.0	0.4	226	28.2	28.2	7.9	7.9	19.2	19.3	86.3	86.2	6.1	6.0	4.8	4.7	4.7	14.7	6	6	15	83	82	84	N/A	N/A	N/A
						1.0	0.4	246	28.2		7.9		19.3		86.1		6.0			4.7			6			81					
					Middle	3.8	0.5	244	26.1	25.9	7.7	7.7	27.0	27.1	52.1	52.0	3.6	3.6		10.6	10.8		9	9		81	81				
						3.8	0.5	247	25.8		7.7		27.2		51.8		3.6			11.0			8			82					
					Bottom	6.5	0.4	241	24.7	24.7	7.7	7.7	30.8	30.8	39.2	39.6	2.7	2.8	2.8	30.2	28.6		30	31		92	90				
						6.5	0.4	259	24.7		7.7		30.7		40.0		2.8			27.0			31			87					
26-Jul-16	Sunny	Moderate	16:05	6.8	Surface	1.0	0.2	191	29.2	29.2	8.2	8.2	21.3	21.3	140.4	140.2	9.6	9.5	8.1	3.4	3.4	6.9	7	7	7	101	100	93	N/A	N/A	N/A
						1.0	0.2	203	29.2		8.2		21.3		139.9		9.5			3.4			7			99					
					Middle	3.4	0.4	133	28.0	27.8	7.9	7.9	23.0	23.1	97.7	97.6	6.7	6.7		3.5	3.6		8	7		87	89				
						3.4	0.4	143	27.6		7.9		23.3		97.5		6.8			3.6			6			90					
					Bottom	5.8	0.5	147	24.7	24.7	7.7	7.7	30.2	30.2	50.4	51.3	3.5	3.6	3.6	13.9	13.9		7	7		91	91				
						5.8	0.5	148	24.7		7.7		30.2		52.2		3.7			13.8			6			90					
28-Jul-16	Fine	Moderate	12:50	6.0	Surface	1.0	0.4	213	30.0	30.1	8.0	8.0	18.3	18.3	114.0	113.8	7.8	7.8	7.0	2.7	2.8	2.8	4	4	5	82	81	91	N/A	N/A	N/A
						1.0	0.4	226	30.2		8.0		18.3		113.5		7.7			2.8			4			80					
					Middle	3.0	0.4	271	28.5	28.5	7.9	7.9	22.6	22.6	91.1	90.8	6.2	6.2		2.2	2.3		4	5		99	98				
						3.0	0.5	283	28.5		7.9		22.6		90.5		6.2			2.3			5			97					
					Bottom	5.0	0.5	275	27.6	27.7	7.8	7.8	25.1	25.0	77.5	77.8	5.3	5.3	5.3	3.5	3.4		5	6		92	94				
						5.0	0.5	299	27.7		7.8		24.9		78.1		5.4			3.2			7			96					
30-Jul-16	Sunny	Moderate	11:42	6.2	Surface	1.0	0.6	197	29.7	29.7	8.2	8.2	19.2	19.2	130.0	130.0	8.9	8.9	7.5	2.5	2.6	4.9	3	4	9	82	81	89	N/A	N/A	N/A
						1.0	0.6	205	29.7		8.2		19.2		130.0		8.9			2.6			4			80					
					Middle	3.1	0.5	199	27.9	27.9	7.9	7.9	23.3	23.3	88.6	88.6	6.1	6.1		4.3	4.2		8	8		94	94				
						3.1	0.5	209	27.9		8.0		23.3		88.6		6.1			4.1			8			94					
					Bottom	5.2	0.5	211	26.0	26.0	7.7	7.7	27.9	27.9	49.0	49.2	3.4	3.4	3.4	8.1	8.1		13	14		93	93				
						5.2	0.5	219	26.0		7.7		27.9		49.4		3.4			8.0			15			94					

Remarks: DA: Depth-Averaged
Calm: Small or no wave; Moderate: Between calm and rough; Rough : White capped or rougher

Expansion of Hong Kong International Airport into a Three-Runway System
Baseline Water Quality Monitoring
Water Quality Monitoring Results at IM6 during Mid-Flood Tide

Date	Weather Condition	Sea Condition	Sampling Time	Water Depth (m)	Sampling Depth (m)		Current Speed (m/s)	Current Direction	Water Temperature (°C) Value	Water Temperature (°C) Average	pH Value	pH Average	Salinity (ppt) Value	Salinity (ppt) Average	DO Saturation (%) Value	DO Saturation (%) Average	Dissolved Oxygen (mg/L) Value	Dissolved Oxygen (mg/L) Average	Dissolved Oxygen (mg/L) DA	Turbidity(NTU) Value	Turbidity(NTU) Average	Turbidity(NTU) DA	Suspended Solids (mg/L) Value	Suspended Solids (mg/L) Average	Suspended Solids (mg/L) DA	Total Alkalinity (ppm) Value	Total Alkalinity (ppm) Average	Total Alkalinity (ppm) DA	Observed construction activities <100m from location	Observed construction activities >100m from location	Other Observations
3-May-16	Sunny	Moderate	14:41	6.4	Surface	1.0	0.2	243	26.7	26.7	8.2	8.2	11.3	11.3	116.7	116.6	8.8	8.8	8.1	5.1	5.0	4.5	5	5	5	63	66	73	N/A	N/A	N/A
						1.0	0.2	259	26.7		8.2		11.3		116.6		8.8			5.0			4			69					
					Middle	3.2	0.3	286	24.9	24.9	8.0	8.0	16.4	16.4	97.7	97.6	7.4	7.4		4.8	4.7		5	5		71	73				
						3.2	0.3	310	24.9		8.0		16.4		97.6		7.4			4.7			5			74					
					Bottom	5.4	0.4	281	23.6	23.6	8.0	8.0	21.7	21.7	89.9	90.0	6.7	6.7	6.7	3.9	3.8		5	5		81	79				
						5.4	0.5	283	23.6		8.0		21.7		90.1		6.7			3.8			5			77					
5-May-16	Sunny	Calm	16:39	6.1	Surface	1.0	0.7	243	23.9	23.8	7.9	7.9	20.4	20.5	80.9	81.1	6.1	6.1	6.1	21.7	22.6	25.2	14	14	26	72	73	78	N/A	N/A	N/A
						1.0	0.8	258	23.8		7.9		20.6		81.3		6.1			23.5			14			73					
					Middle	3.1	0.6	253	23.8	23.8	7.9	7.9	21.0	21.0	82.4	82.8	6.2	6.2		27.8	28.6		23	24		77	78				
						3.1	0.6	272	23.8		7.9		21.1		83.3		6.2			29.5			24			79					
					Bottom	5.1	0.6	245	23.8	23.8	7.9	7.9	21.3	21.3	88.1	88.2	6.6	6.6	6.6	24.8	24.5		41	41		83	85				
						5.1	0.6	265	23.8		7.9		21.3		88.4		6.6			24.2			41			86					
7-May-16	Cloudy	Moderate	18:32	6.1	Surface	1.0	0.8	220	26.1	26.2	8.0	8.0	19.2	19.2	90.1	90.0	6.5	6.5	6.3	9.6	9.8	19.7	13	13	18	74	75	83	N/A	N/A	N/A
						1.0	0.8	232	26.2		8.0		19.1		90.0		6.5			10.1			13			77					
					Middle	3.1	0.8	233	24.5	24.5	8.0	8.0	22.6	22.6	83.5	83.5	6.1	6.1		22.1	22.5		17	17		82	83				
						3.1	0.8	240	24.5		8.0		22.6		83.6		6.1			23.0			17			83					
					Bottom	5.1	0.7	235	24.4	24.4	8.0	8.0	23.1	23.1	84.0	84.0	6.1	6.2	6.2	26.9	26.7		24	24		91	91				
						5.1	0.7	235	24.4		8.0		23.0		84.1		6.2			26.6			23			91					
10-May-16	Rainy	Rough	09:58	7.6	Surface	1.0	0.3	187	25.5	25.4	8.0	8.0	14.8	14.4	87.6	87.5	6.6	6.6	6.5	11.2	12.1	20.9	4	4	10	82	82	87	N/A	N/A	N/A
						1.0	0.4	199	25.4		8.0		13.9		87.4		6.6			13.0			4			83					
					Middle	3.8	0.4	89	24.9	24.8	8.1	8.1	20.8	21.0	86.9	87.0	6.4	6.4		23.2	25.0		5	6		88	87				
						3.8	0.5	94	24.7		8.1		21.2		87.0		6.4			26.8			6			87					
					Bottom	6.6	0.4	104	24.6	24.7	8.1	8.1	24.8	24.8	87.7	89.0	6.3	6.4	6.4	26.6	25.6		20	20		94	92				
						6.6	0.5	107	24.8		8.1		24.8		90.3		6.5			24.6			19			91					
12-May-16	Cloudyy	Moderate	11:27	7.5	Surface	1.0	0.4	128	25.8	25.8	7.9	7.9	14.1	14.0	87.1	87.1	6.6	6.6	6.4	4.4	4.5	7.8	5	5	5	72	74	79	N/A	N/A	N/A
						1.0	0.4	138	25.8		7.9		14.0		87.1		6.6			4.5			4			76					
					Middle	3.8	0.5	116	24.7	24.6	8.1	8.1	22.4	22.4	84.7	84.6	6.2	6.2		5.3	5.4		5	5		80	80				
						3.8	0.5	125	24.6		8.1		22.5		84.5		6.2			5.4			5			81					
					Bottom	6.5	0.4	144	23.9	23.9	8.1	8.1	28.3	28.3	83.4	83.7	6.0	6.0	6.0	14.2	13.7		6	6		85	84				
						6.5	0.4	152	23.9		8.1		28.3		83.9		6.0			13.1			5			83					
14-May-16	Sunny	Moderate	11:23	6.8	Surface	1.0	0.4	141	25.7	25.7	8.0	8.0	16.0	16.0	91.0	91.0	6.8	6.8	6.6	3.6	3.6	5.2	3	4	4	72	73	78	N/A	N/A	N/A
						1.0	0.4	143	25.7		8.0		16.0		90.9		6.8			3.6			4			74					
					Middle	3.4	0.5	130	25.1	25.1	8.0	8.0	19.7	19.7	85.9	85.9	6.3	6.3		4.1	4.1		3	3		79	79				
						3.4	0.5	142	25.2		8.0		19.7		85.9		6.3			4.0			3			79					
					Bottom	5.8	0.4	160	24.2	24.2	8.1	8.1	25.1	26.6	82.1	82.1	6.0	5.9	5.9	8.0	8.0		4	4		82	82				
						5.8	0.4	175	24.2		8.1		28.0		82.1		5.9			8.0			4			81					
19-Jul-16	Fine	Rough	18:24	6.2	Surface	1.0	0.6	168	25.3	25.2	8.0	8.0	17.9	17.8	88.6	87.9	6.6	6.6	5.8	3.6	3.7	6.3	9	9	9	74	73	75	N/A	N/A	N/A
						1.0	0.7	179	25.1		8.0		17.7		87.2		6.5			3.8			8			72					
					Middle	3.1	0.6	218	26.2	26.2	8.1	8.1	23.6	23.5	70.8	71.0	5.0	5.0		5.3	5.4		9	9		78	77				
						3.1	0.7	221	26.2		8.1		23.4		71.2		5.0			5.5			9			76					
					Bottom	5.2	0.6	193	27.4	27.4	8.1	8.1	25.9	26.0	64.0	63.6	4.4	4.4	4.4	9.9	9.8		11	11		77	75				
						5.2	0.6	198	27.3		8.1		26.1		63.1		4.3			9.7			10			74					
22-Jul-16	Fine	Moderate	20:05	7.0	Surface	1.0	0.9	200	27.1	27.1	7.8	7.8	17.8	17.7	78.5	78.5	5.7	5.7	5.6	15.0	15.2	19.7	8	8	9	88	89	93	N/A	N/A	N/A
						1.0	0.9	213	27.1		7.8		17.6		78.5		5.7			15.4			8			90					
					Middle	3.5	0.9	179	26.9	26.8	7.8	7.8	20.7	20.7	78.6	78.8	5.6	5.6		20.3	21.4		9	9		92	92				
						3.5	0.9	187	26.8		7.8		20.7		79.0		5.6			22.4			9			93					
					Bottom	6.0	0.8	223	26.8	26.8	7.8	7.8	21.9	21.9	78.2	78.2	5.5	5.5	5.5	22.9	22.6		11	11		97	98				
						6.0	0.8	238	26.8		7.8		21.9		78.1		5.5			22.3			11			99					
24-Jul-16	Sunny	Moderate	10:46	7.8	Surface	1.0	0.3	67	28.5	28.5	7.8	7.8	21.3	21.3	84.5	84.4	5.8	5.8	4.8	6.4	6.4	16.2	4	5	11	88	87	94	N/A	N/A	N/A
						1.0	0.4	69	28.5		7.8		21.3		84.3		5.8			6.3			5			87					
					Middle	3.9	0.3	79	26.6	26.6	7.7	7.7	25.7	25.7	54.4	54.4	3.8	3.8		12.3	12.2		14	15		93	94				
						3.9	0.3	84	26.6		7.7		25.7		54.4		3.8			12.1			16			94					
					Bottom	6.8	0.3	84	25.9	25.9	7.7	7.7	27.3	27.3	48.2	48.4	3.4	3.4	3.4	29.9	30.1		14	14		101	102				
						6.8	0.3	85	25.9		7.7		27.3		48.6		3.4			30.3			14			103					
26-Jul-16	Sunny	Moderate	12:44	6.7	Surface	1.0	0.9	229	28.7	28.7	7.8	7.8	20.5	20.5	87.9	87.9	6.1	6.1	5.4	3.6	3.6	8.0	5	5	6	88	89	90	N/A	N/A	N/A
						1.0	0.9	235	28.7		7.8		20.6		87.8		6.1			3.6			5			90					
					Middle	3.4	0.7	126	26.0	26.0	7.8	7.8	28.1	28.1	68.6	68.7	4.8	4.8		4.3	4.4		6	6		92	92				
						3.4	0.8	137	26.0		7.8		28.1		68.7		4.8			4.4			6			92					
					Bottom	5.7	0.7	100	25.1	25.1	7.7	7.7	29.9	29.9	53.0	53.1	3.7	3.7	3.7	15.9	15.9		6	7		90	91				
						5.7	0.8	106	25.1		7.7		29.9		53.2		3.7			15.9			7			91					
28-Jul-16	Fine	Moderate	09:27	6.0	Surface	1.0	0.5	209	28.9	28.8	7.9	7.9	19.6	19.6	95.4	95.4	6.6	6.6	6.5	2.9	3.0	4.6	3	3	11	77	79	82	N/A	N/A	N/A
						1.0	0.5	214	28.8		7.9		19.7		95.4		6.6			3.0			2			80					
					Middle	3.0	0.4	221	28.4	28.4	7.9	7.9	22.2	22.1	91.8	91.7	6.3	6.3		3.6	3.7		6	6		80	80				
						3.0	0.4	233	28.4		7.9		22.1		91.6		6.3			3.8			6			81					
					Bottom	5.0	0.5	239	26.8	26.9	7.8	7.8	26.3	26.3	67.2	67.6	4.6	4.7	4.7	7.0	7.1		26	26		90	89				
						5.0	0.5	256	26.9		7.8		26.3		67.9		4.7			7.1			25			87					
30-Jul-16	Cloudy	Moderate	15:49	6.0	Surface	1.0	0.7	153	28.7	28.7	7.9	7.9	19.6	19.6	94.2	93.9	6.5	6.5	6.1	4.5	4.5	6.5	7	7	10	75	76	82	N/A	N/A	N/A
						1.0	0.8	157	28.7		7.9		19.6		93.6		6.5			4.5			6			76					
					Middle	3.0	0.8	138	27.6	27.8	7.9	7.9	23.8	23.7	82.1	81.8	5.7	5.6		7.2	7.0		10	11		84	84				
						3.0	0.8	138	28.0		7.9		23.6		81.5		5.6			6.8			11			83					
					Bottom	5.0	0.7	133	27.4	27.6	7.9	7.9	24.5	24.4	79.8	79.6	5.5	5.5	5.5	8.0	7.9		11	12		86	86				
						5.0	0.7	141	27.8		7.9		24.3		79.4		5.5			7.7			13			87					

Remarks: DA: Depth-Averaged
Calm: Small or no wave; Moderate: Between calm and rough; Rough : White capped or rougher

Expansion of Hong Kong International Airport into a Three-Runway System
Baseline Water Quality Monitoring
Water Quality Monitoring Results at IM7 during Mid-Ebb Tide

Date	Weather Condition	Sea Condition	Sampling Time	Water Depth (m)	Sampling Depth (m)		Current Speed (m/s)	Current Direction	Water Temperature (°C) Value	Water Temperature (°C) Average	pH Value	pH Average	Salinity (ppt) Value	Salinity (ppt) Average	DO Saturation (%) Value	DO Saturation (%) Average	Dissolved Oxygen (mg/L) Value	Dissolved Oxygen (mg/L) Average	Dissolved Oxygen (mg/L) DA	Turbidity(NTU) Value	Turbidity(NTU) Average	Turbidity(NTU) DA	Suspended Solids (mg/L) Value	Suspended Solids (mg/L) Average	Suspended Solids (mg/L) DA	Total Alkalinity (ppm) Value	Total Alkalinity (ppm) Average	Total Alkalinity (ppm) DA	Observed construction activities <100m from location	Observed construction activities >100m from location	Other Observations
3-May-16	Sunny	Moderate	12:10	6.1	Surface	1.0	0.4	252	24.5	24.5	8.0	8.0	18.1	18.1	91.1	91.0	6.9	6.9	6.5	4.7	4.7	5.5	13	13	13	74	74	83	N/A	N/A	N/A
						1.0	0.4	253	24.5		8.0		18.1		91.0		6.8			4.7			13			75					
					Middle	3.1	0.3	251	23.3	23.3	8.0	8.0	22.7	22.7	81.9	81.9	6.1	6.1		5.1	5.1		13	13		81	82				
						3.1	0.4	252	23.3		8.0		22.7		81.9		6.1			5.2			13			83					
					Bottom	5.1	0.4	262	22.8	22.8	8.0	8.0	25.9	25.9	81.8	81.8	6.1	6.1	6.1	6.7	6.6		13	13		91	91				
						5.1	0.4	268	22.8		8.0		25.9		81.9		6.1			6.6			13			91					
5-May-16	Cloudy	Moderate	13:35	7.2	Surface	1.0	1.3	216	24.8	24.7	8.0	8.0	20.1	20.1	84.8	84.5	6.3	6.3	6.2	8.7	9.4	19.7	10	10	19	72	72	80	N/A	N/A	N/A
						1.0	1.4	224	24.6		8.0		20.2		84.2		6.3			10.2			10			73					
					Middle	3.6	1.1	223	23.6	23.6	8.0	8.0	23.8	23.6	82.6	82.8	6.1	6.1		18.8	18.7		9	9		79	79				
						3.6	1.1	239	23.6		8.0		23.4		83.0		6.1			18.6			9			79					
					Bottom	6.2	1.0	229	23.5	23.5	8.0	8.0	24.6	24.6	85.8	86.4	6.3	6.4	6.4	31.5	31.1		38	39		88	89				
						6.2	1.0	246	23.5		8.0		24.6		87.0		6.4			30.7			40			89					
7-May-16	Cloudy	Moderate	14:57	6.6	Surface	1.0	1.2	223	25.8	25.8	8.0	8.0	19.4	19.4	89.4	89.4	6.5	6.5	6.5	13.6	13.7	18.7	13	14	21	87	88	93	N/A	N/A	N/A
						1.0	1.2	225	25.8		8.0		19.4		89.4		6.5			13.8			15			90					
					Middle	3.3	1.0	228	25.2	25.2	8.0	8.0	20.8	20.7	88.8	88.8	6.5	6.5		17.1	17.1		24	24		92	93				
						3.3	1.1	228	25.2		8.0		20.7		88.9		6.5			17.2			24			93					
					Bottom	5.6	0.9	234	24.4	24.4	8.0	8.0	23.2	23.2	92.8	93.7	6.8	6.9	6.9	26.0	25.3		24	25		99	100				
						5.6	0.9	238	24.4		8.0		23.2		94.6		6.9			24.5			25			100					
10-May-16	Cloudy	Moderate	13:59	8.7	Surface	1.0	0.4	217	25.5	25.5	7.9	7.9	16.3	16.2	82.1	82.2	6.1	6.1	6.2	9.9	10.4	15.7	2	2	14	81	80	88	N/A	N/A	N/A
						1.0	0.4	225	25.5		7.9		16.2		82.3		6.2			10.8			2			79					
					Middle	4.4	0.3	158	25.1	25.0	8.0	8.0	19.0	19.0	83.4	83.5	6.2	6.2		16.5	17.7		8	8		86	87				
						4.4	0.3	162	24.9		8.0		18.9		83.5		6.2			18.8			8			88					
					Bottom	7.7	0.3	160	24.8	24.8	8.1	8.0	24.1	24.0	82.4	82.3	6.0	5.9	5.9	20.2	19.0		31	31		99	98				
						7.7	0.3	169	24.9		8.0		24.0		82.1		5.9			17.7			30			97					
12-May-16	Cloudy	Moderate	15:32	9.1	Surface	1.0	0.2	126	25.7	25.7	8.0	8.0	16.4	16.3	89.1	89.2	6.6	6.6	6.6	4.1	4.1	6.7	4	3	3	76	79	81	N/A	N/A	N/A
						1.0	0.2	131	25.7		8.0		16.3		89.2		6.6			4.1			2			81					
					Middle	4.6	0.6	84	24.9	24.9	8.1	8.1	22.1	22.1	90.5	90.4	6.6	6.6		4.7	4.8		3	3		82	81				
						4.6	0.6	88	24.9		8.1		22.1		90.2		6.6			4.9			3			81					
					Bottom	8.1	0.2	113	24.2	24.2	8.1	8.1	27.5	27.5	86.1	86.2	6.2	6.2	6.2	11.1	11.1		3	4		80	82				
						8.1	0.3	123	24.2		8.1		27.5		86.2		6.2			11.1			4			84					
14-May-16	Cloudy	Moderate	09:37	8.0	Surface	1.0	0.2	130	25.5	25.5	8.0	8.0	17.4	17.4	88.8	88.8	6.6	6.6	6.2	3.6	3.7	6.6	5	5	6	80	80	83	N/A	N/A	N/A
						1.0	0.2	141	25.5		8.0		17.4		88.7		6.6			3.7			4			80					
					Middle	4.0	0.4	94	24.6	24.6	8.0	8.0	24.0	24.0	79.0	79.1	5.7	5.7		5.9	6.0		5	6		81	81				
						4.0	0.4	99	24.6		8.0		24.0		79.1		5.8			6.0			6			81					
					Bottom	7.0	0.2	118	24.0	24.0	8.1	8.1	29.3	29.2	82.7	83.0	5.9	5.9	5.9	10.4	10.3		7	7		87	87				
						7.0	0.3	121	24.0		8.1		29.2		83.2		5.9			10.1			6			86					
19-Jul-16	Fine	Rough	14:20	6.6	Surface	1.0	0.2	113	27.5	27.4	8.0	8.0	17.5	17.6	84.2	84.9	6.0	6.1	5.5	4.2	4.3	6.2	13	13	22	69	70	77	N/A	N/A	N/A
						1.0	0.2	121	27.3		8.0		17.7		85.5		6.1			4.4			12			70					
					Middle	3.3	0.2	159	26.4	26.4	8.0	8.1	22.9	23.0	70.8	71.0	5.0	5.0		6.1	6.2		14	14		72	74				
						3.3	0.3	166	26.3		8.1		23.1		71.1		5.0			6.3			13			75					
					Bottom	5.6	0.4	213	25.6	25.6	8.1	8.2	25.5	25.7	64.9	62.8	4.6	4.5	4.5	8.1	8.2		40	41		88	87				
						5.6	0.4	222	25.5		8.2		25.9		60.7		4.3			8.2			42			86					
22-Jul-16	Sunny	Moderate	16:12	6.8	Surface	1.0	0.9	223	27.5	27.5	7.7	7.7	15.9	15.9	73.8	74.5	5.4	5.4	5.3	8.6	8.4	16.7	8	9	11	73	74	80	N/A	N/A	N/A
						1.0	0.9	233	27.5		7.7		15.9		75.2		5.4			8.1			9			75					
					Middle	3.4	0.8	238	26.8	26.8	7.7	7.7	18.8	18.8	72.0	72.1	5.2	5.2		14.1	14.6		10	11		80	80				
						3.4	0.8	252	26.8		7.7		18.7		72.2		5.2			15.0			11			81					
					Bottom	5.8	0.6	247	26.7	26.7	7.7	7.7	19.2	19.2	76.0	76.6	5.5	5.5	5.5	28.0	27.3		14	15		85	86				
						5.8	0.7	249	26.7		7.7		19.2		77.2		5.6			26.6			16			87					
24-Jul-16	Sunny	Moderate	14:12	7.9	Surface	1.0	0.9	218	30.9	30.8	7.9	7.9	16.7	16.7	97.1	97.2	6.6	6.6	6.2	3.5	3.6	18.9	14	15	24	79	79	83	N/A	N/A	N/A
						1.0	0.9	225	30.8		7.9		16.7		97.2		6.6			3.6			15			78					
					Middle	4.0	0.7	224	28.0	27.9	7.9	7.8	20.4	20.4	81.7	81.4	5.7	5.7		5.9	6.0		27	28		77	78				
						4.0	0.8	238	27.9		7.8		20.4		81.0		5.7			6.0			29			79					
					Bottom	6.9	0.6	235	26.3	26.2	7.7	7.7	27.2	27.3	50.0	50.0	3.5	3.5	3.5	46.6	47.3		30	31		95	92				
						6.9	0.6	251	26.1		7.7		27.4		50.0		3.5			47.9			31			90					
26-Jul-16	Sunny	Moderate	15:50	8.2	Surface	1.0	0.4	147	28.9	29.2	8.2	8.2	21.0	20.9	136.6	136.0	9.4	9.3	7.1	3.8	3.6	8.9	6	7	9	96	95	96	N/A	N/A	N/A
						1.0	0.4	153	29.5		8.2		20.8		135.4		9.2			3.4			7			94					
					Middle	4.1	0.4	106	26.5	26.6	7.8	7.8	26.8	26.8	70.4	70.3	4.9	4.9		5.0	5.2		10	10		90	90				
						4.1	0.4	106	26.7		7.8		26.7		70.2		4.8			5.3			9			90					
					Bottom	7.2	0.4	127	25.5	25.5	7.7	7.7	29.5	29.5	51.4	52.2	3.6	3.6	3.6	17.6	17.8		11	12		104	102				
						7.2	0.4	129	25.5		7.7		29.5		53.0		3.7			18.0			12			101					
28-Jul-16	Fine	Moderate	12:36	7.4	Surface	1.0	0.3	271	28.5	28.8	7.9	7.9	20.7	20.4	93.6	93.1	6.5	6.4	5.7	4.0	3.9	4.4	4	5	7	87	87	88	N/A	N/A	N/A
						1.0	0.3	275	29.1		7.9		20.1		92.6		6.4			3.7			5			87					
					Middle	3.7	0.4	281	28.0	28.0	7.8	7.8	24.5	24.5	73.6	73.6	5.0	5.0		4.4	4.5		8	8		88	89				
						3.7	0.4	290	28.0		7.8		24.5		73.6		5.0			4.5			7			90					
					Bottom	6.4	0.3	267	27.8	27.5	7.8	7.8	25.4	25.6	72.5	73.0	4.9	5.0	5.0	4.8	4.9		9	9		89	89				
						6.4	0.3	269	27.2		7.8		25.8		73.4		5.1			5.0			9			88					
30-Jul-16	Sunny	Moderate	11:57	7.5	Surface	1.0	0.5	190	27.3	27.3	7.9	7.9	24.7	24.6	79.6	79.6	5.5	5.5	4.3	5.1	5.2	5.4	5	5	6	90	89	93	N/A	N/A	N/A
						1.0	0.5	205	27.3		7.9		24.6		79.6		5.5			5.3			4			87					
					Middle	3.8	0.4	192	25.8	25.8	7.7	7.7	28.3	28.3	44.9	44.9	3.1	3.1		5.3	5.4		8	8		95	93				
						3.8	0.5	204	25.8		7.7		28.3		44.8		3.1			5.4			8			91					
					Bottom	6.5	0.4	201	25.1	25.1	7.7	7.7	29.9	29.9	37.1	37.2	2.6	2.6	2.6	5.5	5.6		6	7		99	98				
						6.5	0.4	213	25.1		7.7		29.9		37.3		2.6			5.6			7			97					

Remarks: DA: Depth-Averaged
Calm: Small or no wave; Moderate: Between calm and rough; Rough : White capped or rougher

Expansion of Hong Kong International Airport into a Three-Runway System
Baseline Water Quality Monitoring
Water Quality Monitoring Results at IM7 during Mid-Flood Tide

Date	Weather Condition	Sea Condition	Sampling Time	Water Depth (m)	Sampling Depth (m)		Current Speed (m/s)	Current Direction	Water Temperature (°C) Value	Water Temperature (°C) Average	pH Value	pH Average	Salinity (ppt) Value	Salinity (ppt) Average	DO Saturation (%) Value	DO Saturation (%) Average	Dissolved Oxygen (mg/L) Value	Dissolved Oxygen (mg/L) Average	Dissolved Oxygen (mg/L) DA	Turbidity(NTU) Value	Turbidity(NTU) Average	Turbidity(NTU) DA	Suspended Solids (mg/L) Value	Suspended Solids (mg/L) Average	Suspended Solids (mg/L) DA	Total Alkalinity (ppm) Value	Total Alkalinity (ppm) Average	Total Alkalinity (ppm) DA	Observed construction activities <100m from location	Observed construction activities >100m from location	Other Observations
3-May-16	Sunny	Moderate	14:26	6.1	Surface	1.0	0.4	224	25.3	25.4	8.1	8.1	14.2	14.3	104.4	104.3	7.9	7.9	7.2	5.3	5.3	4.9	5	5	5	79	79	81	N/A	N/A	N/A
						1.0	0.4	228	25.4		8.1		14.4		104.2		7.9			5.3			5			79					
					Middle	3.1	0.5	257	23.4	23.4	8.0	8.0	22.9	22.9	86.1	86.1	6.4	6.4		4.5	4.6		5	5		83	82				
						3.1	0.6	260	23.4		8.0		22.9		86.1		6.4			4.7			5			81					
					Bottom	5.1	0.5	279	23.2	23.1	8.0	8.0	24.2	24.3	85.8	85.9	6.4	6.4	6.4	4.9	4.9		5	5		81	81				
						5.1	0.5	281	23.1		8.0		24.3		86.1		6.4			4.9			5			82					
5-May-16	Sunny	Rough	16:24	7.5	Surface	1.0	1.1	214	25.0	25.1	7.9	7.9	17.3	17.0	81.3	81.1	6.1	6.1	6.0	10.4	11.1	17.6	6	6	13	76	75	80	N/A	N/A	N/A
						1.0	1.2	224	25.2		7.9		16.6		81.0		6.1			11.9			5			74					
					Middle	3.8	1.0	215	23.8	23.8	7.9	7.9	21.3	21.1	80.0	80.1	6.0	6.0		19.8	20.4		7	8		79	80				
						3.8	1.1	226	23.8		7.9		20.9		80.2		6.0			21.1			8			82					
					Bottom	6.5	0.9	228	23.8	23.8	7.9	7.9	21.3	21.3	81.1	81.8	6.1	6.1	6.1	22.2	21.2		24	25		85	85				
						6.5	1.0	237	23.8		7.9		21.3		82.6		6.2			20.2			25			86					
7-May-16	Cloudy	Moderate	18:17	6.7	Surface	1.0	1.2	221	25.6	25.5	8.0	8.0	19.9	20.0	86.2	85.8	6.3	6.3	6.2	17.5	19.3	31.8	14	13	21	76	75	82	N/A	N/A	N/A
						1.0	1.2	222	25.3		8.0		20.0		85.5		6.3			21.2			12			74					
					Middle	3.4	1.0	229	24.4	24.4	8.0	8.0	22.5	22.5	84.5	84.6	6.2	6.2		29.9	30.4		25	25		82	82				
						3.4	1.1	236	24.4		8.0		22.6		84.7		6.2			30.9			24			82					
					Bottom	5.7	0.8	232	24.4	24.4	8.0	8.0	23.1	23.1	85.3	85.5	6.3	6.3	6.3	45.1	45.6		26	25		92	91				
						5.7	0.8	240	24.4		8.0		23.1		85.8		6.3			46.1			24			89					
10-May-16	Rainy	Moderate	10:13	9.1	Surface	1.0	0.4	213	25.6	25.6	7.9	7.9	13.7	13.7	87.4	87.6	6.6	6.6	6.6	7.0	7.4	17.8	4	4	5	76	75	84	N/A	N/A	N/A
						1.0	0.4	214	25.6		7.9		13.6		87.8		6.6			7.7			4			74					
					Middle	4.6	0.2	159	25.6	25.6	7.9	7.9	15.4	15.4	88.2	88.3	6.6	6.6		13.4	14.4		5	5		85	86				
						4.6	0.3	161	25.6		7.9		15.5		88.3		6.6			15.3			5			86					
					Bottom	8.1	0.2	113	24.9	24.9	8.0	8.0	23.7	23.7	90.1	90.2	6.5	6.5	6.5	32.7	31.8		5	6		94	93				
						8.1	0.2	117	24.9		8.0		23.7		90.3		6.5			30.8			6			91					
12-May-16	Cloudyy	Moderate	11:42	8.8	Surface	1.0	0.4	146	26.1	26.1	7.9	7.9	12.9	12.9	87.8	87.8	6.6	6.6	6.4	4.7	4.7	8.3	4	5	5	70	68	74	N/A	N/A	N/A
						1.0	0.5	146	26.1		7.9		12.9		87.7		6.6			4.7			5			67					
					Middle	4.4	0.4	108	24.9	24.9	8.1	8.1	21.6	21.6	84.0	84.0	6.2	6.2		7.2	7.2		5	5		74	75				
						4.4	0.4	113	24.9		8.1		21.6		84.0		6.2			7.2			5			75					
					Bottom	7.8	0.3	151	24.0	24.0	8.1	8.1	28.1	28.1	81.5	81.7	5.9	5.9	5.9	13.6	13.1		6	5		79	80				
						7.8	0.4	158	24.0		8.1		28.0		81.9		5.9			12.5			4			80					
14-May-16	Sunny	Moderate	11:08	8.1	Surface	1.0	0.5	154	25.7	25.7	8.0	8.0	15.3	15.3	86.8	86.8	6.5	6.5	6.1	3.9	3.9	6.0	4	4	4	75	74	80	N/A	N/A	N/A
						1.0	0.5	163	25.7		8.0		15.3		86.7		6.5			3.9			3			73					
					Middle	4.1	0.4	122	24.6	24.6	8.0	8.0	23.9	23.9	78.2	78.3	5.7	5.7		5.2	5.3		2	3		76	77				
						4.1	0.4	131	24.6		8.0		23.9		78.3		5.7			5.3			3			77					
					Bottom	7.1	0.3	152	24.3	24.3	8.1	8.1	25.8	25.7	80.8	81.0	5.8	5.9	5.9	8.7	8.8		6	6		91	89				
						7.1	0.4	165	24.3		8.1		25.7		81.2		5.9			8.9			6			88					
19-Jul-16	Fine	Rough	18:09	6.6	Surface	1.0	0.3	160	27.0	27.1	8.0	8.0	18.0	18.1	88.4	87.6	6.4	6.3	5.7	4.2	4.2	7.3	13	13	25	63	62	66	N/A	N/A	N/A
						1.0	0.3	174	27.1		8.0		18.1		86.7		6.2			4.1			12			61					
					Middle	3.3	0.4	217	26.3	26.3	8.1	8.1	23.6	23.6	73.2	71.6	5.2	5.1		6.3	6.4		13	13		66	67				
						3.3	0.5	218	26.2		8.1		23.5		70.0		5.0			6.4			13			67					
					Bottom	5.6	0.3	158	25.1	25.1	8.1	8.2	26.2	26.2	62.1	62.4	4.4	4.5	4.5	10.8	11.3		47	49		70	69				
						5.6	0.3	170	25.1		8.2		26.2		62.7		4.5			11.7			50			68					
22-Jul-16	Fine	Moderate	19:50	7.1	Surface	1.0	0.6	220	27.3	27.2	7.8	7.8	17.8	17.7	77.9	78.0	5.6	5.6	5.6	9.9	10.3	15.1	6	6	12	86	85	89	N/A	N/A	N/A
						1.0	0.7	240	27.2		7.8		17.6		78.0		5.6			10.7			5			84					
					Middle	3.6	0.6	199	27.0	27.0	7.8	7.8	20.0	19.9	78.3	78.4	5.6	5.6		16.2	17.2		11	11		87	89				
						3.6	0.6	211	26.9		7.8		19.8		78.4		5.6			18.2			11			90					
					Bottom	6.1	0.8	246	26.9	26.9	7.8	7.8	21.8	21.7	77.7	77.7	5.5	5.5	5.5	18.1	17.8		18	18		92	93				
						6.1	0.8	258	26.9		7.8		21.7		77.6		5.5			17.4			18			94					
24-Jul-16	Sunny	Moderate	11:01	9.0	Surface	1.0	0.4	42	27.8	27.8	7.7	7.7	21.6	21.6	67.9	67.9	4.7	4.7	4.5	17.9	18.0	22.2	4	4	10	88	86	91	N/A	N/A	N/A
						1.0	0.4	43	27.8		7.7		21.6		67.8		4.7			18.1			4			85					
					Middle	4.5	0.5	67	27.1	27.1	7.7	7.7	23.8	23.8	60.1	60.0	4.2	4.2		22.1	22.3		6	6		90	89				
						4.5	0.5	71	27.1		7.7		23.8		59.9		4.2			22.4			5			87					
					Bottom	8.0	0.4	95	26.8	26.8	7.7	7.7	24.9	25.0	58.1	58.3	4.0	4.1	4.1	26.2	26.4		19	19		99	98				
						8.0	0.4	101	26.8		7.7		25.0		58.4		4.1			26.5			19			97					
26-Jul-16	Sunny	Moderate	12:59	8.2	Surface	1.0	0.5	198	29.5	29.5	7.8	7.8	19.0	19.0	92.3	92.3	6.3	6.3	6.0	3.2	3.2	5.8	4	5	6	80	80	83	N/A	N/A	N/A
						1.0	0.5	202	29.6		7.8		19.0		92.2		6.3			3.2			5			81					
					Middle	4.1	0.9	30	27.9	27.9	7.8	7.8	23.4	23.3	81.9	81.9	5.6	5.6		4.5	4.4		6	7		86	87				
						4.1	0.9	32	27.9		7.8		23.3		81.9		5.6			4.2			7			87					
					Bottom	7.2	0.6	42	25.8	25.7	7.7	7.7	27.8	28.0	66.3	66.4	4.6	4.6	4.6	9.8	9.9		5	6		82	82				
						7.2	0.7	42	25.7		7.7		28.3		66.5		4.6			9.9			6			83					
28-Jul-16	Fine	Moderate	09:42	7.5	Surface	1.0	0.5	207	28.8	28.8	7.9	7.9	20.3	20.3	90.7	90.6	6.3	6.3	5.5	2.7	2.8	4.3	5	5	6	80	80	85	N/A	N/A	N/A
						1.0	0.6	217	28.8		7.9		20.3		90.5		6.3			2.8			4			80					
					Middle	3.8	0.3	220	27.4	27.4	7.8	7.8	24.9	24.9	69.4	69.4	4.8	4.8		4.9	4.9		7	7		86	85				
						3.8	0.4	226	27.4		7.8		24.9		69.3		4.8			4.8			7			84					
					Bottom	6.5	0.4	247	27.2	27.2	7.8	7.8	25.7	25.7	67.4	67.5	4.6	4.6	4.6	5.1	5.2		8	8		90	89				
						6.5	0.4	263	27.1		7.8		25.8		67.5		4.6			5.2			7			87					
30-Jul-16	Cloudy	Moderate	15:34	7.2	Surface	1.0	0.5	156	28.0	28.2	7.9	7.9	22.0	21.9	82.3	82.0	5.7	5.7	5.4	5.2	5.1	7.8	9	9	8	86	85	86	N/A	N/A	N/A
						1.0	0.6	160	28.4		7.9		21.8		81.7		5.6			4.9			8			84					
					Middle	3.6	0.5	144	27.7	27.8	7.8	7.8	24.0	23.9	75.8	75.7	5.2	5.2		6.9	6.9		8	8		85	86				
						3.6	0.5	158	27.9		7.8		23.9		75.6		5.2			6.9			8			87					
					Bottom	6.2	0.4	141	27.7	27.5	7.8	7.8	24.4	24.5	75.2	75.6	5.2	5.2	5.2	11.2	11.4		8	9		86	87				
						6.2	0.4	150	27.3		7.8		24.6		76.0		5.3			11.5			9			88					

Remarks: DA: Depth-Averaged
Calm: Small or no wave; Moderate: Between calm and rough; Rough : White capped or rougher

Expansion of Hong Kong International Airport into a Three-Runway System
Baseline Water Quality Monitoring
Water Quality Monitoring Results at IM8 during Mid-Ebb Tide

Date	Weather Condition	Sea Condition	Sampling Time	Water Depth (m)	Sampling Depth (m)		Current Speed (m/s)	Current Direction	Water Temperature (°C) Value	Water Temperature (°C) Average	pH Value	pH Average	Salinity (ppt) Value	Salinity (ppt) Average	DO Saturation (%) Value	DO Saturation (%) Average	Dissolved Oxygen (mg/L) Value	Dissolved Oxygen (mg/L) Average	Dissolved Oxygen (mg/L) DA	Turbidity(NTU) Value	Turbidity(NTU) Average	Turbidity(NTU) DA	Suspended Solids (mg/L) Value	Suspended Solids (mg/L) Average	Suspended Solids (mg/L) DA	Total Alkalinity (ppm) Value	Total Alkalinity (ppm) Average	Total Alkalinity (ppm) DA	Observed construction activities <100m from location	Observed construction activities >100m from location	Other Observations
3-May-16	Cloudy	Moderate	11:19	7.6	Surface	1.0	0.7	184	23.4	23.4	8.1	8.1	16.8	16.8	90.7	90.7	7.0	7.0	6.7	4.7	4.7	5.7	13	13	14	75	75	86	N/A	N/A	N/A
						1.0	0.7	186	23.4		8.1		16.8		90.7		7.0			4.7			13			75					
					Middle	3.8	0.3	182	22.1	22.1	8.1	8.1	23.8	23.8	83.8	83.8	6.4	6.4		6.4	6.3		14	14		89	90				
						3.8	0.3	196	22.1		8.1		23.8		83.9		6.4			6.3			13			90					
					Bottom	6.6	0.2	189	22.0	22.0	8.2	8.2	25.0	25.1	86.0	86.0	6.5	6.5	6.5	6.1	6.1		16	16		93	94				
						6.6	0.3	199	22.0		8.2		25.1		86.1		6.5			6.1			15			95					
5-May-16	Cloudy	Moderate	12:37	7.7	Surface	1.0	0.8	178	23.8	23.8	8.0	8.0	19.3	19.3	84.3	84.3	6.4	6.4	6.3	4.0	4.0	12.7	6	6	17	75	75	84	N/A	N/A	N/A
						1.0	0.8	184	23.8		8.0		19.3		84.3		6.4			4.1			6			74					
					Middle	3.9	0.7	182	23.1	23.1	8.1	8.1	20.8	20.8	81.1	81.1	6.2	6.2		7.3	7.3		11	11		88	88				
						3.9	0.7	199	23.1		8.1		20.8		81.1		6.2			7.3			11			87					
					Bottom	6.7	0.5	188	22.8	22.8	8.1	8.1	22.7	22.7	80.4	80.4	6.1	6.1	6.1	26.7	26.7		35	35		90	90				
						6.7	0.6	189	22.8		8.1		22.7		80.4		6.1			26.7			34			90					
7-May-16	Cloudy	Moderate	14:01	8.5	Surface	1.0	1.0	187	25.1	25.1	8.0	8.0	18.4	18.4	84.0	84.0	6.2	6.2	6.2	6.1	6.1	8.8	5	5	9	80	81	94	N/A	N/A	N/A
						1.0	1.0	187	25.1		8.0		18.4		84.0		6.2			6.2			5			82					
					Middle	4.3	0.8	190	23.7	23.7	8.0	8.0	21.7	21.7	82.2	82.2	6.1	6.1		9.6	9.6		10	11		97	96				
						4.3	0.8	207	23.7		8.0		21.7		82.2		6.1			9.6			11			95					
					Bottom	7.5	0.5	198	23.6	23.6	8.1	8.1	22.5	22.5	83.5	83.5	6.2	6.2	6.2	10.8	10.8		10	10		104	104				
						7.5	0.6	201	23.6		8.1		22.5		83.5		6.2			10.8			10			103					
10-May-16	Cloudy	Moderate	14:31	9.2	Surface	1.0	0.5	178	24.9	24.9	7.8	7.8	12.1	12.1	81.3	81.3	6.3	6.3	6.1	6.1	6.1	14.6	4	4	11	76	77	81	N/A	N/A	N/A
						1.0	0.5	183	24.9		7.8		12.1		81.3		6.3			6.1			3			78					
					Middle	4.6	0.3	161	24.4	24.4	7.9	7.9	19.5	19.5	80.2	80.2	6.0	6.0		13.0	13.0		12	12		80	79				
						4.6	0.3	163	24.4		7.9		19.5		80.1		6.0			13.0			12			78					
					Bottom	8.2	0.4	114	24.0	24.0	8.0	8.0	22.4	22.4	84.3	84.3	6.3	6.3	6.3	24.8	24.8		16	17		87	87				
						8.2	0.4	121	24.0		8.0		22.4		84.3		6.3			24.8			18			86					
12-May-16	Fine	Moderate	16:05	8.2	Surface	1.0	0.2	116	24.9	24.9	8.0	8.0	15.9	15.8	86.9	87.0	6.6	6.6	6.4	4.4	4.5	9.6	3	3	4	74	75	82	N/A	N/A	N/A
						1.0	0.2	120	24.9		8.0		15.7		87.1		6.6			4.6			3			76					
					Middle	4.1	0.5	54	23.9	23.9	8.1	8.1	21.3	21.3	84.8	84.6	6.3	6.3		7.3	7.6		5	5		81	82				
						4.1	0.5	56	23.9		8.1		21.3		84.4		6.3			7.9			4			82					
					Bottom	7.2	0.4	60	23.3	23.3	8.1	8.1	25.5	25.6	81.1	81.6	6.0	6.0	6.0	15.6	16.8		6	5		89	90				
						7.2	0.4	64	23.3		8.1		25.8		82.0		6.0			17.9			4			92					
14-May-16	Cloudy	Moderate	07:39	8.6	Surface	1.0	0.2	121	24.3	24.3	8.0	8.0	18.4	18.4	81.6	81.6	6.2	6.2	6.0	4.7	4.7	6.5	4	3	7	74	74	80	N/A	N/A	N/A
						1.0	0.2	129	24.3		8.0		18.4		81.6		6.2			4.7			2			74					
					Middle	4.3	0.5	64	23.9	23.9	8.0	8.0	22.0	22.0	78.5	78.5	5.8	5.8		6.0	6.0		6	7		81	81				
						4.3	0.5	64	23.9		8.0		22.0		78.5		5.8			6.0			7			80					
					Bottom	7.6	0.4	65	23.5	23.5	8.1	8.1	24.7	24.7	79.8	79.8	5.9	5.9	5.9	8.8	8.8		12	11		87	86				
						7.6	0.4	65	23.5		8.1		24.7		79.8		5.9			8.8			10			85					
19-Jul-16	Cloudy	Rough	13:23	6.8	Surface	1.0	0.5	68	27.4	27.4	8.2	8.2	17.6	17.6	91.7	90.3	6.6	6.5	5.8	7.0	7.2	11.7	7	8	9	86	86	86	N/A	N/A	N/A
						1.0	0.6	72	27.4		8.2		17.6		88.8		6.4			7.4			8			87					
					Middle	3.4	0.4	246	25.9	25.9	8.1	8.1	23.3	23.4	72.5	72.5	5.2	5.2		10.6	10.8		7	8		84	85				
						3.4	0.4	261	25.9		8.1		23.4		72.5		5.2			10.9			8			86					
					Bottom	5.8	0.4	256	25.2	25.2	8.0	8.0	25.9	25.9	68.0	69.2	4.8	4.9	4.9	16.7	17.2		11	11		87	88				
						5.8	0.4	279	25.2		8.0		26.0		70.3		5.0			17.6			10			89					
22-Jul-16	Sunny	Moderate	15:16	6.4	Surface	1.0	0.8	206	26.7	26.7	7.7	7.7	19.9	19.8	70.6	70.7	5.1	5.1	5.0	9.5	9.7	14.3	8	9	10	88	89	89	N/A	N/A	N/A
						1.0	0.8	219	26.7		7.7		19.8		70.7		5.1			9.8			9			90					
					Middle	3.2	0.7	211	26.3	26.3	7.7	7.7	20.8	20.8	67.9	67.9	4.9	4.9		14.7	14.8		9	9		87	87				
						3.2	0.7	218	26.3		7.7		20.8		67.9		4.9			14.9			9			87					
					Bottom	5.4	0.5	228	26.2	26.2	7.7	7.7	21.3	21.3	68.3	68.6	4.9	4.9	4.9	18.3	18.6		14	14		92	92				
						5.4	0.6	239	26.2		7.7		21.3		68.8		4.9			18.8			13			92					
24-Jul-16	Sunny	Moderate	14:45	7.9	Surface	1.0	0.9	195	29.0	29.0	7.9	7.9	16.6	16.6	97.5	97.5	6.8	6.8	5.7	3.1	3.1	14.5	3	3	6	78	79	85	N/A	N/A	N/A
						1.0	0.9	208	29.0		7.9		16.6		97.4		6.8			3.1			2			79					
					Middle	4.0	0.0	210	26.2	26.2	7.7	7.7	23.2	23.2	65.0	65.0	4.6	4.6		13.2	13.2		7	8		90	89				
						4.0	0.0	212	26.2		7.7		23.2		65.0		4.6			13.2			8			87					
					Bottom	6.9	0.5	226	26.0	26.0	7.7	7.7	23.8	23.8	65.2	65.5	4.6	4.6	4.6	28.0	27.2		8	9		87	88				
						6.9	0.5	235	26.0		7.7		23.8		65.7		4.7			26.4			9			90					
26-Jul-16	Sunny	Moderate	16:33	8.3	Surface	1.0	0.4	153	26.8	26.8	7.9	7.9	22.8	22.8	95.2	95.0	6.7	6.7	5.5	3.7	3.8	6.1	7	7	11	83	83	88	N/A	N/A	N/A
						1.0	0.4	167	26.8		7.9		22.8		94.7		6.7			3.8			6			83					
					Middle	4.2	0.4	165	25.2	25.2	7.7	7.7	26.0	26.0	61.4	61.4	4.4	4.4		6.1	6.2		7	7		85	86				
						4.2	0.5	172	25.2		7.7		26.0		61.4		4.4			6.2			7			86					
					Bottom	7.3	0.4	156	23.9	23.9	7.7	7.7	29.0	29.0	50.3	50.5	3.6	3.6	3.6	8.5	8.5		18	19		95	95				
						7.3	0.4	167	23.9		7.7		29.0		50.6		3.6			8.5			19			94					
28-Jul-16	Fine	Moderate	13:09	8.0	Surface	1.0	0.4	202	28.1	28.1	8.0	8.0	19.1	19.1	113.1	113.1	7.9	7.9	6.9	4.7	4.7	6.1	3	3	5	82	79	86	N/A	N/A	N/A
						1.0	0.4	221	28.1		8.0		19.1		113.1		7.9			4.6			3			76					
					Middle	4.0	0.3	212	26.7	26.7	7.8	7.8	22.2	22.2	81.4	81.4	5.8	5.8		5.1	5.1		5	4		88	88				
						4.0	0.4	226	26.7		7.8		22.2		81.4		5.8			5.1			3			89					
					Bottom	7.0	0.4	250	26.1	26.1	7.8	7.8	24.2	24.2	76.0	76.1	5.4	5.4	5.4	8.6	8.6		8	7		90	91				
						7.0	0.5	254	26.1		7.8		24.2		76.1		5.4			8.5			6			91					
30-Jul-16	Sunny	Moderate	10:55	7.7	Surface	1.0	0.6	170	27.9	27.9	8.2	8.2	19.2	19.2	132.3	132.2	9.3	9.3	6.6	3.1	3.1	5.1	4	4	5	85	84	89	N/A	N/A	N/A
						1.0	0.7	186	27.9		8.2		19.2		132.0		9.3			3.1			3			83					
					Middle	3.9	0.5	169	24.9	24.9	7.7	7.7	27.2	27.2	55.4	55.4	3.9	3.9		5.8	5.9		4	4		90	90				
						3.9	0.5	170	24.9		7.7		27.2		55.4		3.9			5.9			4			90					
					Bottom	6.7	0.4	184	24.4	24.3	7.6	7.6	28.2	28.2	52.8	52.9	3.8	3.8	3.8	6.3	6.3		7	8		94	93				
						6.7	0.4	199	24.3		7.6		28.2		53.0		3.8			6.3			8			92					

Remarks: DA: Depth-Averaged
Calm: Small or no wave; Moderate: Between calm and rough; Rough : White capped or rougher

Expansion of Hong Kong International Airport into a Three-Runway System
Baseline Water Quality Monitoring
Water Quality Monitoring Results at IM8 during Mid-Flood Tide

Date	Weather Condition	Sea Condition	Sampling Time	Water Depth (m)	Sampling Depth (m)		Current Speed (m/s)	Current Direction	Water Temperature (°C) Value	Water Temperature (°C) Average	pH Value	pH Average	Salinity (ppt) Value	Salinity (ppt) Average	DO Saturation (%) Value	DO Saturation (%) Average	Dissolved Oxygen (mg/L) Value	Dissolved Oxygen (mg/L) Average	Dissolved Oxygen (mg/L) DA	Turbidity(NTU) Value	Turbidity(NTU) Average	Turbidity(NTU) DA	Suspended Solids (mg/L) Value	Suspended Solids (mg/L) Average	Suspended Solids (mg/L) DA	Total Alkalinity (ppm) Value	Total Alkalinity (ppm) Average	Total Alkalinity (ppm) DA	Observed construction activities <100m from location	Observed construction activities >100m from location	Other Observations
3-May-16	Cloudy	Moderate	15:01	7.8	Surface	1.0	0.4	197	24.2	24.2	8.0	8.0	12.4	12.3	92.6	92.7	7.2	7.2	6.8	5.1	5.1	5.5	4	4	5	70	70	84	N/A	N/A	N/A
						1.0	0.4	211	24.1		8.0		12.2		92.8		7.3			5.1			4			71					
					Middle	3.9	0.3	240	22.5	22.5	8.0	8.0	21.7	21.6	82.7	82.8	6.3	6.3		5.6	5.6		4	4		90	89				
						3.9	0.4	263	22.5		8.0		21.6		82.9		6.3			5.6			4			88					
					Bottom	6.8	0.3	237	22.4	22.4	8.0	8.0	22.1	22.1	84.1	84.1	6.4	6.4	6.4	5.8	5.8		6	6		92	91				
						6.8	0.3	249	22.4		8.0		22.1		84.2		6.4			5.8			6			91					
5-May-16	Cloudy	Moderate	16:58	7.9	Surface	1.0	0.6	193	24.5	24.5	7.9	7.9	15.5	15.5	83.9	83.9	6.4	6.4	6.3	5.6	5.6	8.2	5	5	9	67	67	81	N/A	N/A	N/A
						1.0	0.6	201	24.5		7.9		15.5		83.9		6.4			5.6			5			67					
					Middle	4.0	0.5	213	23.5	23.5	7.9	7.9	18.8	18.8	80.0	80.0	6.1	6.1		8.0	8.0		10	10		86	87				
						4.0	0.6	230	23.5		7.9		18.8		80.1		6.1			8.1			10			87					
					Bottom	6.9	0.4	246	23.3	23.3	7.9	7.9	20.5	20.5	80.8	80.8	6.1	6.1	6.1	11.0	11.0		12	12		88	89				
						6.9	0.4	267	23.3		7.9		20.5		80.9		6.1			11.0			12			89					
7-May-16	Cloudy	Moderate	18:51	7.1	Surface	1.0	1.1	189	24.5	24.5	7.9	7.9	17.9	17.9	80.7	80.7	6.1	6.1	6.1	19.1	19.1	30.4	6	6	23	80	81	94	N/A	N/A	N/A
						1.0	1.2	207	24.5		7.9		17.9		80.7		6.1			19.1			6			81					
					Middle	3.6	0.9	199	24.1	24.1	8.0	8.0	19.3	19.3	80.3	80.3	6.0	6.0		31.1	31.2		28	28		97	97				
						3.6	1.0	206	24.1		8.0		19.3		80.3		6.0			31.3			27			98					
					Bottom	6.1	0.8	206	24.0	24.0	8.0	8.0	19.7	19.7	82.4	82.4	6.2	6.2	6.2	41.0	41.0		36	36		103	104				
						6.1	0.9	212	24.0		8.0		19.7		82.4		6.2			41.0			36			104					
10-May-16	Cloudy	Moderate	09:23	9.2	Surface	1.0	0.4	256	25.1	25.1	7.8	7.8	12.4	12.4	78.5	78.5	6.0	6.0	6.0	7.0	7.1	21.4	4	4	21	71	71	77	N/A	N/A	N/A
						1.0	0.5	278	25.1		7.8		12.4		78.5		6.0			7.1			4			71					
					Middle	4.6	0.4	246	24.7	24.7	7.9	7.9	19.5	18.9	79.1	79.1	5.9	5.9		15.0	15.1		8	9		74	76				
						4.6	0.4	252	24.7		7.9		18.2		79.1		5.9			15.2			9			77					
					Bottom	8.2	0.5	68	24.3	24.3	8.0	8.0	21.4	21.4	80.3	80.3	6.0	6.0	6.0	41.9	42.0		51	52		87	85				
						8.2	0.6	71	24.3		8.0		21.4		80.3		6.0			42.0			52			84					
12-May-16	Fine	Moderate	10:46	9.0	Surface	1.0	0.4	240	24.9	24.9	7.9	7.9	11.6	11.5	80.9	80.7	6.3	6.3	6.0	5.6	5.6	11.4	4	4	6	74	72	79	N/A	N/A	N/A
						1.0	0.4	263	24.9		8.0		11.5		80.5		6.3			5.6			4			71					
					Middle	4.5	0.4	219	24.0	23.9	8.0	8.0	20.6	20.4	77.7	77.6	5.8	5.8		10.0	10.8		6	6		79	79				
						4.5	0.4	238	23.9		8.1		20.3		77.5		5.8			11.5			6			79					
					Bottom	8.0	0.4	118	23.4	23.4	8.0	8.0	25.6	25.5	76.8	77.2	5.7	5.7	5.7	18.0	17.9		9	9		87	86				
						8.0	0.4	120	23.4		8.0		25.5		77.6		5.7			17.8			8			85					
14-May-16	Cloudy	Moderate	11:38	8.4	Surface	1.0	0.4	248	24.7	24.7	8.0	8.0	16.3	16.3	90.5	90.5	6.9	6.9	6.4	3.6	3.6	5.3	3	4	4	76	77	81	N/A	N/A	N/A
						1.0	0.4	256	24.7		8.0		16.3		90.5		6.9			3.6			4			78					
					Middle	4.2	0.5	237	23.9	23.9	8.0	8.0	21.6	21.6	78.8	78.8	5.9	5.9		4.8	4.8		5	5		80	82				
						4.2	0.5	255	23.9		8.0		21.6		78.8		5.9			4.8			5			84					
					Bottom	7.4	0.4	129	23.4	23.4	8.1	8.1	25.1	25.1	82.2	82.2	6.1	6.1	6.1	7.5	7.5		4	5		87	86				
						7.4	0.4	131	23.4		8.1		25.1		82.2		6.1			7.4			5			84					
19-Jul-16	Cloudy	Rough	18:37	6.9	Surface	1.0	0.3	161	26.8	26.9	8.1	8.1	20.5	20.1	80.9	80.9	5.8	5.8	5.5	8.7	8.8	15.0	8	8	13	71	72	76	N/A	N/A	N/A
						1.0	0.3	164	27.0		8.1		19.7		80.9		5.8			8.8			8			73					
					Middle	3.5	0.4	114	26.4	26.4	8.0	8.0	21.5	21.4	73.4	73.3	5.2	5.2		15.6	15.6		11	11		76	76				
						3.5	0.4	119	26.5		8.0		21.3		73.1		5.2			15.5			11			76					
					Bottom	5.9	0.5	178	26.1	26.1	8.0	8.0	22.4	22.3	72.1	73.4	5.2	5.2	5.2	21.5	20.6		19	20		79	79				
						5.9	0.5	192	26.1		8.0		22.3		74.7		5.3			19.7			20			80					
22-Jul-16	Fine	Moderate	20:23	7.4	Surface	1.0	0.3	216	27.5	27.5	7.8	7.8	17.3	17.3	84.7	85.9	6.1	6.2	6.4	8.9	9.6	14.2	6	6	14	73	74	79	N/A	N/A	N/A
						1.0	0.3	236	27.5		7.8		17.3		87.1		6.3			10.2			6			75					
					Middle	3.7	0.6	202	27.3	27.3	7.9	7.9	19.1	19.2	94.2	94.4	6.7	6.7		16.5	16.7		8	9		77	81				
						3.7	0.7	216	27.3		7.9		19.3		94.5		6.7			16.8			10			85					
					Bottom	6.4	0.6	199	27.3	27.3	7.9	7.9	21.1	21.1	87.8	87.6	6.2	6.2	6.2	16.7	16.5		28	28		82	83				
						6.4	0.7	215	27.3		7.9		21.1		87.3		6.2			16.3			28			83					
24-Jul-16	Sunny	Moderate	10:05	8.9	Surface	1.0	0.7	46	28.1	28.1	7.9	7.9	17.5	17.5	95.8	95.7	6.8	6.8	5.7	2.5	2.6	11.2	4	4	12	81	82	91	N/A	N/A	N/A
						1.0	0.7	46	28.1		7.9		17.5		95.6		6.8			2.6			3			82					
					Middle	4.5	0.5	80	25.6	25.6	7.8	7.8	23.9	23.9	64.6	64.6	4.6	4.6		12.2	12.2		13	13		95	93				
						4.5	0.5	85	25.6		7.8		23.9		64.5		4.6			12.2			13			92					
					Bottom	7.9	0.5	72	25.2	25.2	7.7	7.7	25.3	25.3	61.0	61.2	4.4	4.4	4.4	18.8	18.9		20	20		97	97				
						7.9	0.5	78	25.2		7.7		25.3		61.4		4.4			18.9			20			96					
26-Jul-16	Sunny	Moderate	12:08	8.2	Surface	1.0	0.4	260	28.1	28.1	7.8	7.8	17.9	17.9	89.0	88.8	6.3	6.3	5.6	3.1	3.2	10.8	5	5	5	86	87	90	N/A	N/A	N/A
						1.0	0.5	277	28.1		7.8		17.9		88.5		6.3			3.2			5			88					
					Middle	4.1	0.3	172	26.4	26.4	7.7	7.7	22.3	22.3	68.4	68.4	4.9	4.9		5.5	5.5		4	5		88	89				
						4.1	0.4	187	26.4		7.7		22.3		68.4		4.9			5.5			5			91					
					Bottom	7.2	0.4	122	24.2	24.2	7.6	7.6	28.1	27.5	43.5	44.0	3.1	3.2	3.2	23.2	23.6		5	6		93	94				
						7.2	0.5	126	24.2		7.6		26.9		44.4		3.2			24.0			7			94					
28-Jul-16	Fine	Moderate	08:54	7.5	Surface	1.0	0.6	187	27.3	27.3	7.8	7.8	20.3	20.3	87.7	87.7	6.2	6.2	5.4	3.7	3.7	6.6	3	4	4	84	83	89	N/A	N/A	N/A
						1.0	0.6	202	27.3		7.8		20.3		87.7		6.2			3.7			4			83					
					Middle	3.8	0.3	196	25.4	25.4	7.7	7.7	25.8	25.8	65.6	65.7	4.7	4.7		7.7	7.7		3	4		90	90				
						3.8	0.3	209	25.4		7.7		25.8		65.7		4.7			7.6			4			91					
					Bottom	6.5	0.3	217	25.0	25.0	7.8	7.8	26.4	26.4	66.0	66.0	4.7	4.7	4.7	8.4	8.4		5	5		92	92				
						6.5	0.3	220	25.0		7.8		26.4		66.0		4.7			8.3			5			92					
30-Jul-16	Cloudy	Moderate	16:08	7.1	Surface	1.0	0.8	190	27.2	27.2	7.8	7.8	21.5	21.5	87.5	87.5	6.2	6.2	5.7	4.2	4.2	7.3	4	5	5	83	83	88	N/A	N/A	N/A
						1.0	0.8	194	27.2		7.8		21.5		87.5		6.2			4.2			5			84					
					Middle	3.6	0.7	208	26.2	26.2	7.8	7.8	24.4	24.4	74.4	74.4	5.2	5.2		5.5	5.5		6	6		89	90				
						3.6	0.8	222	26.2		7.8		24.4		74.4		5.2			5.5			6			90					
					Bottom	6.1	0.6	234	25.9	25.9	7.7	7.7	26.0	26.0	74.1	74.1	5.2	5.2	5.2	12.3	12.3		5	6		92	92				
						6.1	0.6	239	25.9		7.7		26.0		74.1		5.2			12.3			6			92					

Remarks: DA: Depth-Averaged
Calm: Small or no wave; Moderate: Between calm and rough; Rough : White capped or rougher

Expansion of Hong Kong International Airport into a Three-Runway System
Baseline Water Quality Monitoring
Water Quality Monitoring Results at IM9 during Mid-Ebb Tide

Date	Weather Condition	Sea Condition	Sampling Time	Water Depth (m)	Sampling Depth (m)		Current Speed (m/s)	Current Direction	Water Temperature (ºC) Value	Water Temperature (ºC) Average	pH Value	pH Average	Salinity (ppt) Value	Salinity (ppt) Average	DO Saturation (%) Value	DO Saturation (%) Average	Dissolved Oxygen (mg/L) Value	Dissolved Oxygen (mg/L) Average	Dissolved Oxygen (mg/L) DA	Turbidity(NTU) Value	Turbidity(NTU) Average	Turbidity(NTU) DA	Suspended Solids (mg/L) Value	Suspended Solids (mg/L) Average	Suspended Solids (mg/L) DA	Total Alkalinity (ppm) Value	Total Alkalinity (ppm) Average	Total Alkalinity (ppm) DA	Observed construction activities <100m from location	Observed construction activities >100m from location	Other Observations
3-May-16	Cloudy	Moderate	11:08	6.9	Surface	1.0	0.7	151	23.2	23.2	8.1	8.1	16.6	16.6	92.5	92.5	7.2	7.2	6.8	4.0	4.0	6.7	12	12	13	75	74	87	N/A	N/A	N/A
						1.0	0.8	159	23.2		8.1		16.6		92.5		7.2			4.0			11			73					
					Middle	3.5	0.5	141	22.2	22.2	8.1	8.1	23.2	23.2	83.7	83.7	6.4	6.4		7.0	7.0		11	12		92	93				
						3.5	0.5	152	22.2		8.1		23.2		83.7		6.4			7.1			12			94					
					Bottom	5.9	0.3	111	22.1	22.1	8.1	8.1	24.0	24.0	84.2	84.2	6.4	6.4	6.4	9.0	9.1		16	16		93	93				
						5.9	0.4	117	22.1		8.1		24.0		84.2		6.4			9.2			16			94					
5-May-16	Cloudy	Moderate	12:26	7.1	Surface	1.0	0.7	170	23.6	23.6	8.0	8.0	19.4	19.4	83.3	83.3	6.3	6.3	6.2	4.1	4.1	12.5	5	5	12	73	73	85	N/A	N/A	N/A
						1.0	0.8	173	23.6		8.0		19.4		83.3		6.3			4.1			5			74					
					Middle	3.6	0.6	164	22.8	22.8	8.1	8.1	22.6	22.6	81.2	81.2	6.1	6.1		12.3	12.2		12	13		90	91				
						3.6	0.6	170	22.8		8.1		22.6		81.2		6.1			12.2			13			91					
					Bottom	6.1	0.6	164	22.8	22.8	8.1	8.1	23.0	23.0	83.0	83.0	6.3	6.3	6.3	21.1	21.1		16	17		92	92				
						6.1	0.7	167	22.8		8.1		23.0		83.1		6.3			21.2			18			92					
7-May-16	Cloudy	Moderate	13:50	7.9	Surface	1.0	0.9	158	24.0	24.0	8.0	8.0	19.1	19.1	80.9	80.9	6.1	6.1	6.1	11.4	11.5	21.7	6	6	19	82	83	94	N/A	N/A	N/A
						1.0	0.9	172	24.0		8.0		19.1		80.9		6.1			11.6			6			83					
					Middle	4.0	0.7	161	23.8	23.8	8.0	8.0	21.0	21.1	81.4	81.4	6.1	6.1		21.9	22.0		16	16		96	96				
						4.0	0.7	168	23.8		8.0		21.1		81.4		6.1			22.1			16			97					
					Bottom	6.9	0.5	154	23.6	23.6	8.1	8.1	22.5	22.5	83.3	83.3	6.2	6.2	6.2	31.7	31.6		35	36		103	103				
						6.9	0.5	167	23.6		8.1		22.4		83.4		6.2			31.6			37			104					
10-May-16	Cloudy	Moderate	14:42	8.0	Surface	1.0	0.5	158	24.9	24.9	7.8	7.8	13.3	13.3	82.4	82.4	6.3	6.3	6.1	5.2	5.2	12.6	3	3	8	78	77	81	N/A	N/A	N/A
						1.0	0.6	162	24.9		7.8		13.3		82.3		6.3			5.2			2			76					
					Middle	4.0	0.4	144	24.9	24.9	7.8	7.8	15.5	15.5	78.0	78.1	5.9	5.9		8.5	8.6		4	5		80	80				
						4.0	0.4	153	24.9		7.8		15.5		78.1		5.9			8.6			5			79					
					Bottom	7.0	0.4	124	24.2	24.2	8.0	8.0	21.4	21.4	82.9	83.0	6.2	6.2	6.2	24.3	24.2		15	16		84	85				
						7.0	0.4	134	24.2		8.0		21.4		83.0		6.2			24.0			16			86					
12-May-16	Cloudy	Moderate	16:16	7.1	Surface	1.0	0.2	153	25.1	24.9	8.0	8.1	15.4	15.5	86.7	86.3	6.6	6.5	6.4	4.9	5.0	6.5	4	4	6	77	77	85	N/A	N/A	N/A
						1.0	0.2	161	24.7		8.1		15.6		85.9		6.5			5.1			4			78					
					Middle	3.6	0.4	60	24.2	24.1	8.1	8.1	19.0	19.0	83.6	83.4	6.3	6.3		6.2	6.5		5	5		85	86				
						3.6	0.5	61	24.0		8.1		19.0		83.1		6.3			6.7			4			86					
					Bottom	6.1	0.5	60	23.4	23.4	8.0	8.0	25.4	25.5	82.5	82.9	6.1	6.1	6.1	8.0	8.0		7	8		92	93				
						6.1	0.5	60	23.4		8.0		25.5		83.3		6.1			7.9			9			94					
14-May-16	Cloudy	Moderate	09:07	7.7	Surface	1.0	0.3	157	24.3	24.3	8.0	8.0	18.2	18.2	86.6	86.6	6.5	6.5	6.3	4.0	4.0	6.0	4	4	7	73	74	80	N/A	N/A	N/A
						1.0	0.3	157	24.3		8.0		18.2		86.5		6.5			4.0			3			75					
					Middle	3.9	0.3	68	24.1	24.1	8.0	8.0	20.8	20.7	82.2	82.2	6.1	6.1		5.0	5.0		4	4		82	82				
						3.9	0.4	71	24.2		8.0		20.7		82.2		6.1			5.0			4			83					
					Bottom	6.7	0.5	66	23.6	23.6	8.1	8.1	24.3	24.3	81.1	81.1	6.0	6.0	6.0	9.1	9.1		12	12		85	85				
						6.7	0.5	68	23.6		8.1		24.3		81.1		6.0			9.1			12			84					
19-Jul-16	Cloudy	Rough	13:12	6.3	Surface	1.0	0.5	295	27.4	27.4	8.2	8.2	17.4	17.4	91.1	89.9	6.5	6.5	5.8	6.8	6.9	9.6	8	8	11	84	83	81	N/A	N/A	N/A
						1.0	0.5	302	27.4		8.2		17.4		88.7		6.4			7.0			8			81					
					Middle	3.2	0.5	261	26.5	26.4	8.1	8.1	18.7	19.4	71.4	70.1	5.2	5.1		9.3	9.8		12	12		78	78				
						3.2	0.5	274	26.3		8.1		20.1		68.8		5.0			10.3			12			79					
					Bottom	5.3	0.5	165	24.9	24.9	8.0	8.0	27.0	27.1	67.0	69.2	4.8	4.9	4.9	12.3	12.1		14	14		82	82				
						5.3	0.5	178	24.8		8.0		27.1		71.3		5.1			11.9			14			83					
22-Jul-16	Sunny	Moderate	15:05	7.4	Surface	1.0	0.8	152	28.8	28.8	7.9	7.9	13.4	13.4	91.5	91.4	6.6	6.6	5.8	3.5	3.5	8.5	4	4	7	86	85	88	N/A	N/A	N/A
						1.0	0.8	154	28.8		7.9		13.4		91.2		6.5			3.5			4			84					
					Middle	3.7	0.7	143	26.5	26.5	7.7	7.7	20.9	20.9	70.2	70.2	5.0	5.0		9.6	9.6		4	5		87	87				
						3.7	0.8	155	26.6		7.7		20.8		70.2		5.0			9.6			6			88					
					Bottom	6.4	0.5	120	26.2	26.2	7.7	7.7	21.7	21.7	70.3	70.7	5.0	5.1	5.1	12.4	12.3		11	12		90	91				
						6.4	0.5	122	26.3		7.7		21.7		71.0		5.1			12.1			13			92					
24-Jul-16	Sunny	Moderate	14:56	7.1	Surface	1.0	0.6	185	27.9	27.9	7.8	7.8	18.6	18.6	82.8	82.8	5.9	5.9	5.2	2.9	2.9	8.1	3	3	7	87	87	89	N/A	N/A	N/A
						1.0	0.6	199	27.9		7.8		18.6		82.7		5.8			2.8			2			86					
					Middle	3.6	0.4	194	26.1	26.1	7.7	7.7	23.3	23.3	63.3	63.3	4.5	4.5		8.1	8.1		8	8		91	89				
						3.6	0.4	204	26.1		7.7		23.3		63.3		4.5			8.1			8			87					
					Bottom	6.1	0.3	216	25.9	25.9	7.7	7.7	24.0	24.0	62.9	63.1	4.5	4.5	4.5	13.4	13.4		9	10		89	90				
						6.1	0.3	219	25.9		7.7		24.0		63.2		4.5			13.4			10			92					
26-Jul-16	Sunny	Moderate	16:44	7.6	Surface	1.0	0.5	153	27.6	27.6	8.2	8.2	21.7	21.7	136.1	136.1	9.5	9.5	6.9	3.3	3.4	13.1	6	7	8	89	89	93	N/A	N/A	N/A
						1.0	0.5	166	27.6		8.2		21.7		136.0		9.5			3.4			7			89					
					Middle	3.8	0.5	139	25.4	25.4	7.7	7.7	25.6	25.6	59.5	59.5	4.2	4.2		8.6	8.7		8	7		92	92				
						3.8	0.5	147	25.4		7.7		25.6		59.4		4.2			8.7			6			92					
					Bottom	6.6	0.4	116	23.8	23.8	7.7	7.7	29.3	29.3	49.8	50.0	3.6	3.6	3.6	28.0	27.4		10	10		98	98				
						6.6	0.4	122	23.8		7.7		29.3		50.2		3.6			26.8			10			97					
28-Jul-16	Fine	Moderate	13:20	7.1	Surface	1.0	0.3	191	28.3	28.4	8.0	8.0	17.5	17.7	113.8	113.8	8.0	8.0	7.4	3.9	3.9	4.9	<2	<2	5	84	85	89	N/A	N/A	N/A
						1.0	0.4	192	28.4		8.0		17.9		113.8		8.0			3.9			<2			86					
					Middle	3.6	0.4	193	27.3	27.3	7.9	7.9	20.3	20.3	96.2	96.2	6.8	6.8		3.6	3.6		3	3		89	90				
						3.6	0.4	198	27.3		7.9		20.3		96.2		6.8			3.6			3			90					
					Bottom	6.1	0.3	209	26.3	26.4	7.8	7.8	24.2	24.1	82.8	83.0	5.8	5.8	5.8	7.2	7.2		8	8		91	92				
						6.1	0.4	227	26.5		7.8		24.1		83.1		5.8			7.1			7			92					
30-Jul-16	Sunny	Moderate	10:44	7.1	Surface	1.0	0.5	153	28.3	28.3	8.1	8.1	18.6	18.6	129.8	129.7	9.1	9.1	7.1	3.1	3.1	5.5	3	4	6	85	86	89	N/A	N/A	N/A
						1.0	0.6	160	28.3		8.1		18.6		129.5		9.1			3.1			4			87					
					Middle	3.6	0.6	142	26.1	26.1	7.8	7.8	24.3	24.3	72.0	72.0	5.1	5.1		3.4	3.5		4	4		89	90				
						3.6	0.6	149	26.1		7.8		24.3		71.9		5.1			3.5			3			91					
					Bottom	6.1	0.3	122	24.0	24.0	7.6	7.6	28.5	28.5	50.9	51.0	3.6	3.7	3.7	9.7	9.8		12	12		91	92				
						6.1	0.4	126	23.9		7.6		28.5		51.1		3.7			9.9			11			93					

Remarks: DA: Depth-Averaged
Calm: Small or no wave; Moderate: Between calm and rough; Rough : White capped or rougher

Expansion of Hong Kong International Airport into a Three-Runway System
Baseline Water Quality Monitoring
Water Quality Monitoring Results at IM9 during Mid-Ebb Tide

Date	Weather Condition	Sea Condition	Sampling Time	Water Depth (m)	Sampling Depth (m)	Ammonia as N (mg/L) Value	Ammonia as N (mg/L) Average	Ammonia as N (mg/L) DA	Unionized Ammonia as N Value	Unionized Ammonia as N Average	Unionized Ammonia as N DA	Nitrite as N (mg/L) Value	Nitrite as N (mg/L) Average	Nitrite as N (mg/L) DA	Nitrate as N (mg/L) Value	Nitrate as N (mg/L) Average	Nitrate as N (mg/L) DA	Total Kjeldahl Nitrogen as N (mg/L) Value	Total Kjeldahl Nitrogen as N (mg/L) Average	Total Kjeldahl Nitrogen as N (mg/L) DA	Total Phosphorus as P (mg/L) Value	Total Phosphorus as P (mg/L) Average	Total Phosphorus as P (mg/L) DA	Reactive Phosphorus as P (mg/L) Value	Reactive Phosphorus as P (mg/L) Average	Reactive Phosphorus as P (mg/L) DA	Arsenic (µg/L) Value	Arsenic (µg/L) Average	Arsenic (µg/L) DA	Cadmium (µg/L) Value	Cadmium (µg/L) Average	Cadmium (µg/L) DA	Chromium (µg/L) Value	Chromium (µg/L) Average	Chromium (µg/L) DA	Copper (µg/L) Value	Copper (µg/L) Average	Copper (µg/L) DA	Lead (µg/L) Value	Lead (µg/L) Average	Lead (µg/L) DA	Nickel (µg/L) Value	Nickel (µg/L) Average	Nickel (µg/L) DA	Silver (µg/L) Value	Silver (µg/L) Average	Silver (µg/L) DA	Zinc (µg/L) Value	Zinc (µg/L) Average	Zinc (µg/L) DA	Mercury (µg/L) Value	Mercury (µg/L) Average	Mercury (µg/L) DA
3-May-16	Cloudy	Moderate	11:08	6.9	Surface	1.0	0.15	0.15	<0.01	<0.01	<0.01	0.09	0.1	0.1	0.94	0.9	0.8	0.60	0.7	0.4	0.04	0.04	0.03	0.03	0.03	0.03	3	3	2	<0.1	<0.1	<0.1	<0.2	<0.2	<0.2	1.0	1.1	0.9	<0.2	<0.2	<0.2	1.7	1.7	1.5	<0.1	<0.1	<0.1	2.0	1.5	1.8	<0.05	<0.05	<0.05
						1.0	0.15		<0.01			0.08			0.94			0.70			0.04			0.03			3			<0.1			<0.2			1.1			<0.2			1.7			<0.1			1.0			<0.05		
					Middle	3.5	0.16	0.16	<0.01			0.08			0.86			0.40			0.03			0.03			2			<0.1			<0.2			0.9			<0.2			1.6			<0.1			2.0			<0.05		
						3.5	0.15		<0.01			0.07			0.87			0.50			0.04			0.03			2			<0.1			<0.2			0.8			<0.2			1.4			<0.1			1.0			<0.05		
					Bottom	5.9	0.11	0.11	<0.01			0.05			0.58			0.40			0.02			0.02			1			<0.1			<0.2			0.7			<0.2			1.2			<0.1			2.0			<0.05		
						5.9	0.11		<0.01			0.05			0.57			0.40			0.02			0.02			1			<0.1			<0.2			0.9			<0.2			1.3			<0.1			3.0			<0.05		
5-May-16	Cloudy	Moderate	12:26	7.1	Surface	1.0	0.15	0.15	<0.01	<0.01	<0.01	0.06	0.1	0.1	0.72	0.7	0.7	0.40	0.5	0.4	0.04	0.04	0.04	0.03	0.03	0.03	3	3	2	<0.1	<0.1	<0.1	<0.2	<0.2	<0.2	1.0	0.9	0.9	<0.2	<0.2	<0.2	1.2	1.1	1.1	<0.1	<0.1	<0.1	<1	<1	1.5	<0.05	<0.05	<0.05
						1.0	0.14		<0.01			0.06			0.72			0.50			0.04			0.03			2			<0.1			<0.2			0.7			<0.2			1.0			<0.1			<1			<0.05		
					Middle	3.6	0.14	0.15	<0.01			0.06			0.65			0.50			0.04			0.03			2			<0.1			<0.2			0.9			<0.2			1.1			<0.1			2.0			<0.05		
						3.6	0.15		<0.01			0.06			0.65			0.40			0.05			0.03			2			<0.1			<0.2			1.1			<0.2			1.2			<0.1			<1			<0.05		
					Bottom	6.1	0.14	0.14	<0.01			0.06			0.64			0.40			0.05			0.03			2			<0.1			<0.2			1.0			<0.2			1.3			<0.1			<1			<0.05		
						6.1	0.14		<0.01			0.06			0.65			0.40			0.04			0.03			2			<0.1			<0.2			0.9			<0.2			1.0			<0.1			<1			<0.05		
7-May-16	Cloudy	Moderate	13:50	7.9	Surface	1.0	0.20	0.19	<0.01	<0.01	0.01	0.08	0.1	0.1	0.90	0.9	0.8	0.30	0.3	0.2	0.06	0.06	0.06	0.03	0.04	0.03	4	4	3	<0.1	<0.1	<0.1	<0.2	<0.2	<0.2	0.9	0.9	0.9	<0.2	<0.2	<0.2	2.5	2.4	2.3	<0.1	<0.1	<0.1	4.0	4.5	4.5	<0.05	<0.05	<0.05
						1.0	0.18		<0.01			0.08			0.90			0.20			0.06			0.04			3			<0.1			<0.2			0.8			<0.2			2.2			<0.1			5.0			<0.05		
					Middle	4.0	0.19	0.19	<0.01			0.06			0.81			0.20			0.06			0.03			2			<0.1			<0.2			16.2			<0.2			2.4			<0.1			8.0			<0.05		
						4.0	0.18		<0.01			0.07			0.80			0.20			0.06			0.03			3			<0.1			<0.2			16.3			<0.2			2.4			<0.1			8.0			<0.05		
					Bottom	6.9	0.15	0.15	<0.01			0.06			0.69			0.20			0.07			0.03			2			<0.1			<0.2			1.4			<0.2			2.3			<0.1			1.0			<0.05		
						6.9	0.14		<0.01			0.06			0.69			0.30			0.07			0.03			2			<0.1			<0.2			1.0			<0.2			2.1			<0.1			1.0			<0.05		
10-May-16	Cloudy	Moderate	14:42	8.0	Surface	1.0	0.12	0.12	<0.01	<0.01	<0.01	0.09	0.1	0.1	1.18	1.2	1.0	0.60	0.6	0.6	0.05	0.05	0.05	0.04	0.04	0.04	3	3	3	<0.1	<0.1	<0.1	<0.2	<0.2	<0.2	0.5	0.5	0.4	<0.2	<0.2	<0.2	3.1	3.1	2.6	<0.1	<0.1	<0.1	1.0	1.0	1.0	<0.05	<0.05	<0.05
						1.0	0.12		<0.01			0.10			1.18			0.50			0.05			0.04			3			<0.1			<0.2			0.5			<0.2			3.0			<0.1			<1			<0.05		
					Middle	4.0	0.12	0.12	<0.01			0.09			0.95			0.60			0.05			0.04			3			<0.1			<0.2			0.2			<0.2			2.6			<0.1			<1			<0.05		
						4.0	0.12		<0.01			0.08			0.96			0.60			0.05			0.04			3			<0.1			<0.2			0.3			<0.2			2.6			<0.1			<1			<0.05		
					Bottom	7.0	0.10	0.11	<0.01			0.06			0.78			0.50			0.04			0.03			3			<0.1			<0.2			<0.2			<0.2			2.2			<0.1			<1			<0.05		
						7.0	0.11		<0.01			0.06			0.75			0.50			0.05			0.03			3			<0.1			<0.2			<0.2			<0.2			2.2			<0.1			<1			<0.05		
12-May-16	Cloudy	Moderate	16:16	7.1	Surface	1.0	0.12	0.12	<0.01	<0.01	<0.01	0.08	0.1	0.1	1.16	1.2	0.9	0.60	0.6	0.5	0.05	0.05	0.04	0.04	0.04	0.04	2	2	2	<0.1	<0.1	<0.1	<0.2	<0.2	<0.2	1.1	1.2	0.9	<0.2	<0.2	<0.2	3.8	3.8	3.2	<0.1	<0.1	<0.1	1.0	1.5	1.3	<0.05	<0.05	<0.05
						1.0	0.11		<0.01			0.07			1.22			0.50			0.05			0.04			2			<0.1			<0.2			1.3			<0.2			3.7			<0.1			2.0			<0.05		
					Middle	3.6	0.10	0.10	<0.01			0.06			0.90			0.60			0.04			0.04			2			<0.1			<0.2			0.7			<0.2			3.2			<0.1			2.0			<0.05		
						3.6	0.09		<0.01			0.06			0.92			0.50			0.04			0.04			2			<0.1			<0.2			0.8			<0.2			3.4			<0.1			<1			<0.05		
					Bottom	6.1	0.04	0.04	<0.01			0.05			0.58			0.50			0.03			0.02			1			<0.1			<0.2			0.6			<0.2			2.6			<0.1			<1			<0.05		
						6.1	0.04		<0.01			0.05			0.58			0.40			0.03			0.03			2			<0.1			<0.2			0.6			<0.2			2.3			<0.1			1.0			<0.05		
14-May-16	Cloudy	Moderate	09:07	7.7	Surface	1.0	0.11	0.12	<0.01	<0.01	<0.01	0.07	0.1	0.1	0.89	0.9	0.8	0.40	0.5	0.4	0.04	0.04	0.03	0.04	0.04	0.03	3	3	3	<0.1	<0.1	<0.1	<0.2	<0.2	<0.2	0.9	0.9	0.9	<0.2	<0.2	<0.2	2.9	2.9	2.5	<0.1	<0.1	<0.1	<1	1.0	1.7	<0.05	<0.05	<0.05
						1.0	0.12		<0.01			0.07			0.88			0.50			0.04			0.04			3			<0.1			<0.2			0.8			<0.2			2.9			<0.1			1.0			<0.05		
					Middle	3.9	0.10	0.10	<0.01			0.06			0.83			0.50			0.03			0.03			4			<0.1			<0.2			0.8			<0.2			2.8			<0.1			2.0			<0.05		
						3.9	0.10		<0.01			0.06			0.82			0.50			0.03			0.03			3			<0.1			<0.2			0.9			<0.2			2.9			<0.1			3.0			<0.05		
					Bottom	6.7	0.05	0.05	<0.01			0.05			0.55			0.40			0.03			0.02			2			<0.1			<0.2			1.0			<0.2			1.9			<0.1			2.0			<0.05		
						6.7	0.05		<0.01			0.05			0.55			0.30			0.02			0.02			2			<0.1			<0.2			0.8			<0.2			1.8			<0.1			<1			<0.05		
19-Jul-16	Cloudy	Rough	13:12	6.3	Surface	1.0	0.01	0.01	<0.01	<0.01	<0.01	0.10	0.1	0.1	0.92	0.9	0.9	0.60	0.6	0.6	0.04	0.04	0.04	0.02	0.02	0.02	3	3	3	<0.1	<0.1	<0.1	<0.2	<0.2	<0.2	0.6	0.6	0.8	<0.2	<0.2	<0.2	1.4	1.2	1.2	<0.1	<0.1	<0.1	<1	1.0	4.2	<0.05	<0.05	<0.05
						1.0	<0.01		<0.01			0.10			0.93			0.60			0.04			0.02			3			<0.1			<0.2			0.6			<0.2			1.0			<0.1			<1			<0.05		
					Middle	3.2	<0.01	0.02	<0.01			0.10			0.93			0.60			0.04			0.02			3			<0.1			<0.2			0.9			<0.2			1.3			<0.1			<1			<0.05		
						3.2	0.02		<0.01			0.10			0.94			0.60			0.04			0.02			2			<0.1			<0.2			0.8			<0.2			1.4			<0.1			1.0			<0.05		
					Bottom	5.3	0.04	0.04	<0.01			0.06			0.72			0.60			0.03			0.02			3			<0.1			<0.2			1.0			<0.2			1.1			<0.1			10.0			<0.05		
						5.3	0.04		<0.01			0.07			0.72			0.60			0.04			0.02			2			<0.1			<0.2			1.0			<0.2			1.1			<0.1			11.0			<0.05		
22-Jul-16	Sunny	Moderate	15:05	7.4	Surface	1.0	0.09	0.09	<0.01	<0.01	<0.01	0.11	0.1	0.1	0.86	0.9	0.9	0.40	0.4	0.5	0.05	0.06	0.06	0.04	0.04	0.04	3	3	3	<0.1	<0.1	<0.1	<0.2	<0.2	<0.2	2.2	2.2	2.1	<0.2	<0.2	<0.2	3.6	3.5	3.1	<0.1	<0.1	<0.1	6.0	6.0	5.7	<0.05	<0.05	<0.05
						1.0	0.09		<0.01			0.11			0.86			0.40			0.06			0.04			3			<0.1			<0.2			2.2			<0.2			3.4			<0.1			6.0			<0.05		
					Middle	3.7	0.09	0.10	<0.01			0.14			1.03	1.0		0.50	0.5		0.06	0.07		0.05	0.05		3	3		<0.1	<0.1		<0.2	<0.2		2.1	1.9		<0.2	<0.2		3.1	3.3		<0.1	<0.1		8.0	5.0		<0.05	<0.05	
						3.7	0.11		<0.01			0.14			1.03			0.50			0.07			0.05			3			<0.1			<0.2			1.7			<0.2			3.4			<0.1			2.0			<0.05		
					Bottom	6.4	0.10	0.10	<0.01			0.10			0.79	0.8		0.50	0.5		0.07	0.07		0.04	0.04		3	3		<0.1	<0.1		<0.2	<0.2		2.2	2.3		<0.2	<0.2		2.6	2.6		<0.1	<0.1		2.0	6.0		<0.05	<0.05	
						6.4	0.10		<0.01			0.10			0.82			0.50			0.07			0.04			2			<0.1			<0.2			2.4			<0.2			2.6			<0.1			10.0			<0.05		
24-Jul-16	Sunny	Moderate	14:56	7.1	Surface	1.0	0.06	0.06	<0.01	<0.01	<0.01	0.13	0.1	0.1	1.05	1.0	0.8	0.40	0.4	0.4	0.06	0.06	0.05	0.04	0.04	0.03	3	3	3	<0.1	<0.1	<0.1	<0.2	<0.2	<0.2	1.9	2.1	1.7	<0.2	<0.2	<0.2	2.9	3.2	2.7	<0.1	<0.1	<0.1	2.0	2.5	2.8	<0.05	<0.05	<0.05
						1.0	0.05		<0.01			0.13			1.04			0.40			0.06			0.04			3			<0.1			<0.2			2.2			<0.2			3.5			<0.1			3.0			<0.05		
					Middle	3.6	0.08	0.07	<0.01			0.08			0.72			0.40			0.05			0.03			3			<0.1			<0.2			1.5			<0.2			2.5			<0.1			1.0			<0.05		
						3.6	0.06		<0.01			0.08			0.72			0.30			0.06			0.03			3			<0.1			<0.2			1.3			<0.2			2.3			<0.1			2.0			<0.05		
					Bottom	6.1	0.06	0.07	<0.01			0.08			0.72			0.40			0.05			0.03			3			<0.1			<0.2			1.8			<0.2			2.6			<0.1			7.0			<0.05		
						6.1	0.07		<0.01			0.08			0.74			0.40			0.04			0.03			3			<0.1			<0.2			1.7			<0.2			2.5			<0.1			2.0			<0.05		
26-Jul-16	Sunny	Moderate	16:44	7.6	Surface	1.0	<0.01	0.01	<0.01	<0.01	<0.01	0.05	0.1	0.1	0.66	0.7	0.6	0.20	0.2	0.1	0.05	0.05	0.04	<0.01	0.01	0.01	2	2	2	<0.1	<0.1	<0.1	<0.2	<0.2	<0.2	1.1	1.2	0.9	<0.2	<0.2	<0.2	3.3	3.3	2.8	<0.1	<0.1	<0.1	<1	1.0	1.0	<0.05	<0.05	<0.05
						1.0	<0.01		<0.01			0.06			0.64			0.20			0.05			<0.01			2			<0.1			<0.2			1.3			<0.2			3.3			<0.1			<1			<0.05		
					Middle	3.8	<0.01	0.01	<0.01	<0.01	<0.01	0.06	0.1	0.1	0.62	0.6	0.6	<0.1	<0.1	0.1	0.04	0.04	0.04	0.01	0.01	0.01	3	3	2	<0.1	<0.1	<0.1	<0.2	<0.2	<0.2	0.8	0.8	0.9	<0.2	<0.2	<0.2	2.6	2.6	2.8	<0.1	<0.1	<0.1	<1	1.0	1.0	<0.05	<0.05	<0.05
						3.8	<0.01		<0.01			0.06			0.62			<0.1			0.04			0.01			2			<0.1			<0.2			0.7			<0.2			2.6			<0.1			<1			<0.05		
					Bottom	6.6	0.01	0.01	<0.01	<0.01		0.05	0.1		0.53	0.5		<0.1	<0.1		0.04	0.04		<0.01	0.01		2	2		<0.1	<0.1		<0.2	<0.2		0.6	0.7		<0.2	<0.2		2.3	2.5		<0.1	<0.1		<1	1.0		<0.05	<0.05	
						6.6	0.01		<0.01			0.05			0.53			<0.1			0.04			0.01			2			<0.1			<0.2			0.7			<0.2			2.6			<0.1			<1			<0.05		
28-Jul-16	Fine	Moderate	13:20	7.1	Surface	1.0	0.01	0.01	<0.01	<0.01	<0.01	0.07	0.1	0.1	1.02	1.0	0.9	0.20	0.2	0.2	0.04	0.05	0.04	0.02	0.02	0.02	2	2	2	<0.1	<0.1	<0.1	<0.2	<0.2	<0.2	1.6	1.4	1.3	<0.2	<0.2	<0.2	1.6	1.5	1.2	<0.1	<0.1	<0.1	1.0	1.0	1.2	<0.05	<0.05	<0.05
						1.0	0.01		<0.01			0.07			1.01			0.20			0.05			0.02			2			<0.1			<0.2			1.1			<0.2			1.4			<0.1			<1			<0.05		
					Middle	3.6	0.02	0.02	<0.01	<0.01	<0.01	0.07	0.1	0.1	0.97	1.0	0.9	0.10	0.2	0.2	0.04	0.04	0.04	0.02	0.02	0.02	2	2	2	<0.1	<0.1	<0.1	<0.2	<0.2	<0.2	1.1	1.3	1.3	<0.2	<0.2	<0.2	1.4	1.3	1.2	<0.1	<0.1	<0.1	<1	1.0	1.2	<0.05	<0.05	<0.05
						3.6	0.02		<0.01			0.06			0.98			0.20			0.04			0.02			2			<0.1			<0.2			1.4			<0.2			1.2			<0.1			1.0			<0.05		
					Bottom	6.1	0.05	0.05	<0.01	<0.01		0.05	0.1		0.71	0.7		0.30	0.3		0.04	0.04		0.02	0.02		2	2		<0.1	<0.1		<0.2	<0.2		1.4	1.4		<0.2	<0.2		0.9	0.9		<0.1	<0.1		2.0	1.5		<0.05	<0.05	
						6.1	0.05		<0.01			0.05			0.71			0.30			0.04			0.02			2			<0.1			<0.2			1.4			<0.2			0.9			<0.1			1.0			<0.05		
30-Jul-16	Sunny	Moderate	10:44	7.1	Surface	1.0	0.12	0.12	<0.01	<0.01	<0.01	0.03	0.0	0.0	0.44	0.4	0.6	0.50	0.5	0.5	0.04	0.04	0.04	0.03	0.04	0.03	2	2	2	<0.1	<0.1	<0.1	<0.2	<0.2	<0.2	1.0	1.3	0.9	<0.2	<0.2	<0.2	1.1	0.9	1.1	<0.1	<0.1	<0.1	2.0	2.0	1.3	<0.05	<0.05	<0.05
						1.0	0.11		<0.01			0.03			0.44			0.50			0.04			0.04			2			<0.1			<0.2			1.5			<0.2			0.6			<0.1			2.0			<0.05		
					Middle	3.6	0.09	0.09	<0.01	<0.01	<0.01	0.04	0.0		0.56	0.6		0.50	0.6		0.04	0.05		0.02	0.02		2	2		<0.1	<0.1		<0.2	<0.2		0.6	0.6		<0.2	<0.2		0.8	0.9		<0.1	<0.1		<1	1.0		<0.05	<0.05	
						3.6	0.09		<0.01			0.04			0.56			0.60			0.05			0.02			2			<0.1			<0.2			0.6			<0.2			0.9			<0.1			<1			<0.05		
					Bottom	6.1	0.09	0.09	<0.01	<0.01		0.05	0.1		0.68	0.7		0.50	0.5		0.04	0.04		0.02	0.02		2	2		<0.1	<0.1		<0.2	<0.2		0.8	0.8		<0.2	<0.2		1.5	1.6		<0.1	<0.1		<1	1.0		<0.05	<0.05	
						6.1	0.09		<0.01			0.05			0.67			0.50			0.03			0.02			2			<0.1			<0.2			0.8			<0.2			1.6			<0.1			<1			<0.05		

Remarks: DA: Depth-Averaged
Calm: Small or no wave; Moderate: Between calm and rough; Rough : White capped or rougher

Expansion of Hong Kong International Airport into a Three-Runway System
Baseline Water Quality Monitoring
Water Quality Monitoring Results at IM9 during Mid-Flood Tide

Date	Weather Condition	Sea Condition	Sampling Time	Water Depth (m)	Sampling Depth (m)		Current Speed (m/s)	Current Direction	Water Temperature (ºC) Value	Water Temperature (ºC) Average	pH Value	pH Average	Salinity (ppt) Value	Salinity (ppt) Average	DO Saturation (%) Value	DO Saturation (%) Average	Dissolved Oxygen (mg/L) Value	Dissolved Oxygen (mg/L) Average	Dissolved Oxygen (mg/L) DA	Turbidity(NTU) Value	Turbidity(NTU) Average	Turbidity(NTU) DA	Suspended Solids (mg/L) Value	Suspended Solids (mg/L) Average	Suspended Solids (mg/L) DA	Total Alkalinity (ppm) Value	Total Alkalinity (ppm) Average	Total Alkalinity (ppm) DA	Observed construction activities <100m from location	Observed construction activities >100m from location	Other Observations
3-May-16	Cloudy	Moderate	15:12	7.0	Surface	1.0	0.3	197	24.3	24.3	8.0	8.0	12.2	12.0	95.6	95.5	7.5	7.5	6.9	5.0	5.0	4.5	4	5	4	71	71	85	N/A	N/A	N/A
						1.0	0.3	205	24.3		8.0		11.8		95.5		7.5			5.0			5			72					
					Middle	3.5	0.3	243	22.6	22.6	8.0	8.0	21.3	21.2	83.9	83.9	6.4	6.4		4.1	4.1		3	4		89	89				
						3.5	0.4	244	22.6		8.0		21.2		83.9		6.4			4.2			4			89					
					Bottom	6.0	0.4	243	22.4	22.4	8.0	8.0	22.3	22.3	83.9	83.9	6.4	6.4	6.4	4.4	4.3		5	5		95	94				
						6.0	0.4	265	22.4		8.0		22.3		84.0		6.4			4.3			5			94					
5-May-16	Cloudy	Moderate	17:09	7.0	Surface	1.0	0.5	205	24.8	24.8	7.9	7.9	14.3	14.3	86.4	86.4	6.6	6.6	6.5	5.3	5.3	7.0	4	5	10	70	69	82	N/A	N/A	N/A
						1.0	0.5	211	24.8		7.9		14.4		86.4		6.6			5.3			5			69					
					Middle	3.5	0.4	232	24.3	24.3	7.9	7.9	17.9	17.9	83.5	83.5	6.3	6.3		6.9	6.9		11	11		86	86				
						3.5	0.4	252	24.3		7.9		17.9		83.5		6.3			6.9			11			85					
					Bottom	6.0	0.6	280	23.4	23.4	8.0	8.0	20.4	20.4	82.4	82.4	6.2	6.2	6.2	8.8	8.8		15	16		90	89				
						6.0	0.6	288	23.4		8.0		20.5		82.5		6.2			8.8			16			89					
7-May-16	Cloudy	Moderate	19:02	6.6	Surface	1.0	0.9	173	25.6	25.6	7.9	7.9	14.6	14.6	85.2	85.1	6.4	6.4	6.3	6.1	6.1	15.3	7	7	20	81	82	95	N/A	N/A	N/A
						1.0	0.9	174	25.6		7.9		14.6		85.1		6.4			6.1			7			82					
					Middle	3.3	0.8	178	25.0	25.0	7.9	7.9	17.0	17.0	82.9	82.9	6.2	6.2		11.5	11.6		19	19		98	100				
						3.3	0.8	187	25.0		7.9		17.0		82.9		6.2			11.7			19			101					
					Bottom	5.6	0.6	183	23.9	23.9	8.0	8.0	20.7	20.7	80.6	80.6	6.0	6.0	6.0	28.1	28.1		33	33		103	104				
						5.6	0.6	193	23.9		8.0		20.7		80.6		6.0			28.1			33			104					
10-May-16	Cloudy	Moderate	09:12	8.2	Surface	1.0	0.5	165	25.1	25.1	7.8	7.8	12.1	12.1	78.7	78.7	6.1	6.1	6.0	5.7	5.8	13.3	4	4	12	75	74	81	N/A	N/A	N/A
						1.0	0.5	171	25.1		7.8		12.0		78.7		6.1			5.8			4			73					
					Middle	4.1	0.5	261	25.0	25.0	7.8	7.8	15.1	15.1	78.5	78.5	6.0	6.0		7.4	7.5		4	5		78	78				
						4.1	0.5	263	25.0		7.8		15.1		78.5		6.0			7.5			5			77					
					Bottom	7.2	0.5	295	24.7	24.7	7.9	7.9	18.6	18.6	78.9	78.9	5.9	5.9	5.9	26.6	26.7		27	28		92	90				
						7.2	0.5	317	24.7		7.9		18.6		78.9		5.9			26.7			29			89					
12-May-16	Fine	Moderate	10:35	7.6	Surface	1.0	0.2	253	25.0	25.0	7.9	7.9	12.6	12.6	83.6	83.4	6.4	6.4	6.1	5.2	5.3	5.5	6	6	6	76	77	84	N/A	N/A	N/A
						1.0	0.2	256	25.0		7.9		12.6		83.1		6.4			5.3			5			78					
					Middle	3.8	0.2	283	24.4	24.3	8.0	8.0	18.6	18.6	77.3	77.3	5.8	5.8		5.2	5.2		5	5		84	85				
						3.8	0.2	289	24.3		8.0		18.6		77.2		5.8			5.2			4			86					
					Bottom	6.6	0.3	284	23.7	23.7	8.0	8.0	23.0	23.0	76.9	76.9	5.7	5.7	5.7	6.0	6.0		7	7		90	90				
						6.6	0.3	304	23.7		8.0		23.0		76.9		5.7			6.0			7			91					
14-May-16	Cloudy	Moderate	11:49	7.4	Surface	1.0	0.3	267	24.6	24.6	8.0	8.0	16.3	16.4	89.1	89.2	6.8	6.8	6.6	3.6	3.6	5.0	3	3	3	75	75	81	N/A	N/A	N/A
						1.0	0.3	274	24.6		8.0		16.4		89.2		6.8			3.6			3			75					
					Middle	3.7	0.2	302	24.3	24.3	8.0	8.0	18.2	18.2	86.3	86.2	6.5	6.5		4.4	4.5		2	2		80	81				
						3.7	0.2	302	24.3		8.0		18.2		86.1		6.5			4.5			2			81					
					Bottom	6.4	0.3	303	23.5	23.5	8.0	8.0	25.1	25.1	80.4	80.4	5.9	5.9	5.9	6.9	6.9		3	3		86	87				
						6.4	0.3	317	23.6		8.0		25.1		80.4		5.9			6.8			3			87					
19-Jul-16	Cloudy	Rough	18:48	6.5	Surface	1.0	0.4	144	26.7	26.6	8.0	8.0	20.5	20.6	71.9	70.9	5.1	5.1	4.9	11.2	11.6	18.7	8	9	13	71	72	79	N/A	N/A	N/A
						1.0	0.4	152	26.6		8.0		20.7		69.9		5.0			12.0			10			73					
					Middle	3.3	0.4	124	26.1	26.1	8.0	8.0	22.6	22.6	66.4	66.4	4.7	4.7		17.2	18.0		12	12		79	78				
						3.3	0.4	133	26.1		8.0		22.5		66.4		4.7			18.7			12			78					
					Bottom	5.5	0.5	158	26.0	26.0	8.0	8.0	23.0	23.0	65.9	66.1	4.7	4.7	4.7	27.6	26.4		17	17		85	86				
						5.5	0.6	168	26.0		8.0		23.0		66.2		4.7			25.2			16			87					
22-Jul-16	Fine	Moderate	20:34	7.5	Surface	1.0	0.9	146	27.9	27.8	7.8	7.8	17.1	17.0	86.8	87.0	6.2	6.2	6.0	5.8	6.0	8.3	8	8	8	76	76	81	N/A	N/A	N/A
						1.0	0.9	149	27.8		7.8		16.9		87.1		6.2			6.1			8			77					
					Middle	3.8	0.7	133	26.5	26.5	7.8	7.8	22.5	21.9	80.9	80.9	5.7	5.8		9.0	9.3		7	8		80	80				
						3.8	0.7	134	26.4		7.8		21.3		80.8		5.8			9.5			8			80					
					Bottom	6.5	0.6	167	26.3	26.3	7.8	7.8	22.9	22.9	83.3	83.5	5.9	5.9	5.9	9.6	9.6		9	10		87	87				
						6.5	0.7	179	26.3		7.8		22.9		83.6		5.9			9.5			10			87					
24-Jul-16	Sunny	Moderate	09:54	8.1	Surface	1.0	0.3	65	27.3	27.3	7.8	7.8	18.5	18.5	84.0	84.0	6.0	6.0	5.6	1.8	1.8	6.5	4	4	11	82	85	89	N/A	N/A	N/A
						1.0	0.3	65	27.3		7.8		18.5		83.9		6.0			1.8			3			87					
					Middle	4.1	0.3	66	26.4	26.4	7.8	7.8	21.7	21.7	73.2	73.2	5.2	5.2		6.8	6.8		13	13		91	91				
						4.1	0.4	70	26.4		7.8		21.7		73.2		5.2			6.8			13			91					
					Bottom	7.1	0.2	80	25.9	25.9	7.7	7.7	23.1	23.1	67.4	67.6	4.8	4.8	4.8	10.9	10.9		15	15		90	90				
						7.1	0.2	86	25.9		7.7		23.1		67.7		4.8			10.8			15			91					
26-Jul-16	Sunny	Moderate	11:57	7.4	Surface	1.0	0.4	248	27.3	27.3	7.8	7.8	20.2	20.2	88.6	88.6	6.3	6.3	5.9	3.0	3.1	5.0	3	3	5	83	85	89	N/A	N/A	N/A
						1.0	0.4	270	27.3		7.8		20.2		88.6		6.3			3.1			3			86					
					Middle	3.7	0.5	280	26.7	26.7	7.8	7.8	21.7	21.7	77.7	77.5	5.5	5.5		3.7	3.8		4	4		90	90				
						3.7	0.5	281	26.7		7.8		21.7		77.2		5.5			3.8			4			91					
					Bottom	6.4	0.4	273	25.8	25.8	7.7	7.7	24.0	24.0	64.7	65.0	4.6	4.6	4.6	8.2	8.3		8	8		92	92				
						6.4	0.5	273	25.8		7.7		24.1		65.2		4.6			8.3			8			92					
28-Jul-16	Fine	Moderate	08:43	6.6	Surface	1.0	0.8	157	27.8	27.8	7.9	7.9	17.8	17.8	91.9	91.9	6.6	6.6	5.8	3.8	3.8	8.2	3	3	4	85	86	89	N/A	N/A	N/A
						1.0	0.8	164	27.8		7.9		17.8		91.9		6.6			3.8			3			86					
					Middle	3.3	0.6	150	26.1	26.1	7.8	7.8	24.1	24.1	71.3	71.3	5.0	5.0		6.3	6.4		4	4		89	90				
						3.3	0.6	163	26.1		7.8		24.1		71.2		5.0			6.4			3			91					
					Bottom	5.6	0.4	144	25.1	25.1	7.8	7.8	26.3	26.3	68.6	68.7	4.9	4.9	4.9	14.6	14.6		4	4		91	91				
						5.6	0.4	150	25.1		7.8		26.3		68.7		4.9			14.5			4			90					
30-Jul-16	Cloudy	Moderate	16:19	6.3	Surface	1.0	0.4	220	27.7	27.7	7.9	7.9	19.7	19.7	98.8	98.8	7.0	7.0	6.3	4.2	4.3	6.7	6	6	6	85	86	89	N/A	N/A	N/A
						1.0	0.5	227	27.7		7.9		19.7		98.8		7.0			4.3			6			86					
					Middle	3.2	0.4	252	26.4	26.4	7.8	7.8	24.3	24.3	79.9	79.8	5.6	5.6		4.8	4.9		4	5		90	89				
						3.2	0.4	262	26.4		7.8		24.2		79.7		5.6			4.9			5			89					
					Bottom	5.3	0.4	262	25.7	25.7	7.8	7.8	26.2	26.2	74.2	74.3	5.2	5.2	5.2	10.9	11.0		7	7		93	92				
						5.3	0.4	265	25.7		7.8		26.3		74.3		5.2			11.0			7			92					

Remarks: DA: Depth-Averaged
Calm: Small or no wave; Moderate: Between calm and rough; Rough : White capped or rougher

Expansion of Hong Kong International Airport into a Three-Runway System
Baseline Water Quality Monitoring
Water Quality Monitoring Results at IM9 during Mid-Flood Tide

Date	Weather Condition	Sea Condition	Sampling Time	Water Depth (m)	Sampling Depth (m)	Ammonia as N (mg/L) Value	Ammonia as N (mg/L) Average	Ammonia as N (mg/L) DA	Unionized Ammonia as N Value	Unionized Ammonia as N Average	Unionized Ammonia as N DA	Nitrite as N (mg/L) Value	Nitrite as N (mg/L) Average	Nitrite as N (mg/L) DA	Nitrate as N (mg/L) Value	Nitrate as N (mg/L) Average	Nitrate as N (mg/L) DA	Total Kjeldahl Nitrogen as N (mg/L) Value	Total Kjeldahl Nitrogen as N (mg/L) Average	Total Kjeldahl Nitrogen as N (mg/L) DA	Total Phosphorus as P (mg/L) Value	Total Phosphorus as P (mg/L) Average	Total Phosphorus as P (mg/L) DA	Reactive Phosphorus as P (mg/L) Value	Reactive Phosphorus as P (mg/L) Average	Reactive Phosphorus as P (mg/L) DA	Arsenic (µg/L) Value	Arsenic (µg/L) Average	Arsenic (µg/L) DA	Cadmium (µg/L) Value	Cadmium (µg/L) Average	Cadmium (µg/L) DA	Chromium (µg/L) Value	Chromium (µg/L) Average	Chromium (µg/L) DA	Copper (µg/L) Value	Copper (µg/L) Average	Copper (µg/L) DA	Lead (µg/L) Value	Lead (µg/L) Average	Lead (µg/L) DA	Nickel (µg/L) Value	Nickel (µg/L) Average	Nickel (µg/L) DA	Silver (µg/L) Value	Silver (µg/L) Average	Silver (µg/L) DA	Zinc (µg/L) Value	Zinc (µg/L) Average	Zinc (µg/L) DA	Mercury (µg/L) Value	Mercury (µg/L) Average	Mercury (µg/L) DA
3-May-16	Cloudy	Moderate	15:12	7.0	Surface	1.0	0.14	0.15		<0.01	<0.01		0.10	0.1		1.15	1.1		0.60	0.6		0.05	0.05		0.03	0.04		3	3		<0.1	<0.1		<0.2	<0.2		1.0	1.0		<0.2	<0.2		1.7	1.7		<0.1	<0.1		<1	1.0		<0.05	<0.05	
						1.0	0.15			<0.01			0.10			1.14			0.60			0.05			0.04			3			<0.1			<0.2			1.0			<0.2			1.7			<0.1			1.0			<0.05		
					Middle	3.5	0.15	0.15	0.15	<0.01	<0.01	<0.01	0.07	0.1	0.1	0.74	0.8	0.9	0.60	0.6	0.5	0.03	0.03	0.04	0.03	0.03	0.03	3	3	3	<0.1	<0.1	<0.1	<0.2	<0.2	<0.2	1.0	0.9	0.9	<0.2	<0.2	<0.2	1.4	1.4	1.6	<0.1	<0.1	<0.1	<1	<1	1.0	<0.05	<0.05	<0.05
						3.5	0.15			<0.01			0.06			0.76			0.50			0.03			0.03			2			<0.1			<0.2			0.7			<0.2			1.4			<0.1			<1			<0.05		
					Bottom	6.0	0.15	0.15		<0.01	<0.01		0.06	0.1		0.72	0.7		0.50	0.5		0.03	0.03		0.03	0.03		3	3		<0.1	<0.1		<0.2	<0.2		0.8	0.9		<0.2	<0.2		1.5	1.6		<0.1	<0.1		<1	<1		<0.05	<0.05	
						6.0	0.14			<0.01			0.06			0.72			0.50			0.03			0.02			2			<0.1			<0.2			0.9			<0.2			1.6			<0.1			<1			<0.05		
5-May-16	Cloudy	Moderate	17:09	7.0	Surface	1.0	0.20	0.20		<0.01	<0.01		0.10	0.1		1.06	1.1		0.60	0.6		0.06	0.06		0.04	0.04		3	3		<0.1	<0.1		<0.2	<0.2		1.3	1.2		<0.2	<0.2		2.0	1.9		<0.1	<0.1		1.0	2.0		<0.05	<0.05	
						1.0	0.19			<0.01			0.10			1.08			0.60			0.06			0.04			3			<0.1			<0.2			1.0			<0.2			1.7			<0.1			3.0			<0.05		
					Middle	3.5	0.18	0.18	0.18	<0.01	<0.01	<0.01	0.07	0.1	0.1	0.82	0.8	0.9	0.50	0.5	0.5	0.05	0.05	0.05	0.03	0.04	0.04	3	3	3	<0.1	<0.1	<0.1	<0.2	<0.2	<0.2	0.8	0.8	1.3	<0.2	<0.2	<0.2	0.9	1.1	1.4	<0.1	<0.1	<0.1	2.0	1.5	1.8	<0.05	<0.05	<0.05
						3.5	0.18			<0.01			0.07			0.81			0.50			0.05			0.04			3			<0.1			<0.2			0.8			<0.2			1.2			<0.1			1.0			<0.05		
					Bottom	6.0	0.16	0.16		<0.01	<0.01		0.06	0.1		0.70	0.7		0.40	0.5		0.05	0.05		0.03	0.03		2	2		<0.1	<0.1		<0.2	<0.2		1.8	1.9		<0.2	<0.2		1.4	1.3		<0.1	<0.1		1.0	2.0		<0.05	<0.05	
						6.0	0.16			<0.01			0.06			0.71			0.50			0.05			0.03			2			<0.1			<0.2			2.0			<0.2			1.2			<0.1			3.0			<0.05		
7-May-16	Cloudy	Moderate	19:02	6.6	Surface	1.0	0.21	0.21		<0.01	<0.01		0.11	0.1		1.08	1.1		0.30	0.3		0.06	0.06		0.04	0.04		4	4		<0.1	<0.1		<0.2	<0.2		1.9	2.0		<0.2	<0.2		2.8	2.8		<0.1	<0.1		4.0	5.0		<0.05	<0.05	
						1.0	0.20			<0.01			0.11			1.08			0.30			0.06			0.04			4			<0.1			<0.2			2.0			<0.2			2.8			<0.1			6.0			<0.05		
					Middle	3.3	0.13	0.11	0.17	<0.01	<0.01	<0.01	0.05	0.0	0.1	1.05	1.2	1.0	0.40	0.5	0.6	0.06	0.05	0.07	0.02	0.02	0.03	3	4	4	<0.1	<0.1	<0.1	<0.2	<0.2	<0.2	1.2	1.2	1.5	<0.2	<0.2	<0.2	2.5	2.3	2.4	<0.1	<0.1	<0.1	2.0	2.0	3.2	<0.05	<0.05	<0.05
						3.3	0.08			<0.01			0.04			1.28			0.50			0.04			0.01			4			<0.1			<0.2			1.2			<0.2			2.1			<0.1			2.0			<0.05		
					Bottom	5.6	0.20	0.20		<0.01	<0.01		0.07	0.1		0.79	0.8		0.70	0.7		0.09	0.10		0.03	0.03		3	3		<0.1	<0.1		<0.2	<0.2		1.2	1.2		<0.2	<0.2		2.3	2.1		<0.1	<0.1		2.0	2.5		<0.05	<0.05	
						5.6	0.19			<0.01			0.07			0.79			0.60			0.11			0.03			3			<0.1			<0.2			1.2			<0.2			1.9			<0.1			3.0			<0.05		
10-May-16	Cloudy	Moderate	09:12	8.2	Surface	1.0	0.11	0.11		<0.01	<0.01		0.11	0.1		1.46	1.5		0.50	0.5		0.06	0.06		0.05	0.05		3	4		<0.1	<0.1		<0.2	<0.2		1.0	1.0		<0.2	<0.2		3.2	3.2		<0.1	<0.1		3.0	3.0		<0.05	<0.05	
						1.0	0.11			<0.01			0.10			1.46			0.50			0.06			0.05			4			<0.1			<0.2			1.0			<0.2			3.1			<0.1			3.0			<0.05		
					Middle	4.1	0.14	0.14	0.12	<0.01	<0.01	<0.01	0.09	0.1	0.1	1.21	1.2	1.3	0.60	0.6	0.5	0.06	0.06	0.06	0.04	0.04	0.04	3	3	3	<0.1	<0.1	<0.1	<0.2	<0.2	<0.2	0.9	0.9	0.8	<0.2	<0.2	<0.2	3.1	3.1	3.1	<0.1	<0.1	<0.1	8.0	5.0	3.0	<0.05	<0.05	<0.05
						4.1	0.14			<0.01			0.09			1.24			0.50			0.05			0.04			3			<0.1			<0.2			0.8			<0.2			3.1			<0.1			2.0			<0.05		
					Bottom	7.2	0.12	0.12		<0.01	<0.01		0.10	0.1		1.32	1.3		0.50	0.5		0.06	0.06		0.04	0.04		3	4		<0.1	<0.1		<0.2	<0.2		0.5	0.4		<0.2	<0.2		2.8	2.9		<0.1	<0.1		<1	1.0		<0.05	<0.05	
						7.2	0.11			<0.01			0.09			1.35			0.50			0.06			0.04			4			<0.1			<0.2			0.3			<0.2			3.0			<0.1			<1			<0.05		
12-May-16	Fine	Moderate	10:35	7.6	Surface	1.0	0.12	0.12		<0.01	<0.01		0.08	0.1		1.38	1.3		0.60	0.6		0.06	0.06		0.05	0.06		3	3		<0.1	<0.1		<0.2	<0.2		1.3	1.2		<0.2	<0.2		4.0	4.0		<0.1	<0.1		2.0	2.0		<0.05	<0.05	
						1.0	0.12			<0.01			0.09			1.31			0.60			0.06			0.06			3			<0.1			<0.2			1.0			<0.2			3.9			<0.1			2.0			<0.05		
					Middle	3.8	0.12	0.12	0.11	<0.01	<0.01	<0.01	0.08	0.1	0.1	1.14	1.1	1.1	0.70	0.7	0.6	0.05	0.05	0.05	0.04	0.04	0.04	3	3	3	<0.1	<0.1	<0.1	<0.2	<0.2	<0.2	1.1	1.1	1.0	<0.2	<0.2	<0.2	3.4	3.6	3.4	<0.1	<0.1	<0.1	1.0	1.5	2.0	<0.05	<0.05	<0.05
						3.8	0.12			<0.01			0.07			1.15			0.60			0.05			0.04			3			<0.1			<0.2			1.1			<0.2			3.8			<0.1			2.0			<0.05		
					Bottom	6.6	0.09	0.09		<0.01	<0.01		0.06	0.1		0.74	0.7		0.50	0.5		0.04	0.04		0.03	0.03		2	3		<0.1	<0.1		<0.2	<0.2		0.6	0.7		<0.2	<0.2		2.6	2.6		<0.1	<0.1		3.0	2.5		<0.05	<0.05	
						6.6	0.09			<0.01			0.06			0.73			0.50			0.04			0.03			3			<0.1			<0.2			0.7			<0.2			2.6			<0.1			2.0			<0.05		
14-May-16	Cloudy	Moderate	11:49	7.4	Surface	1.0	0.13	0.12		<0.01	<0.01		0.08	0.1		1.07	1.0		0.50	0.5		0.05	0.05		0.04	0.04		4	4		<0.1	<0.1		<0.2	<0.2		0.8	0.9		<0.2	<0.2		3.4	3.5		<0.1	<0.1		2.0	2.0		<0.05	<0.05	
						1.0	0.11			<0.01			0.07			0.97			0.50			0.04			0.03			3			<0.1			<0.2			0.9			<0.2			3.5			<0.1			2.0			<0.05		
					Middle	3.7	0.10	0.10	0.11	<0.01	<0.01	<0.01	0.07	0.1	0.1	0.97	1.0	1.0	0.40	0.5	0.5	0.04	0.04	0.04	0.03	0.03	0.03	3	3	3	<0.1	<0.1	<0.1	<0.2	<0.2	<0.2	0.7	0.8	5.1	<0.2	<0.2	<0.2	3.0	2.9	3.2	<0.1	<0.1	<0.1	1.0	1.0	5.7	<0.05	<0.05	<0.05
						3.7	0.10			<0.01			0.07			0.98			0.50			0.04			0.03			3			<0.1			<0.2			0.8			<0.2			2.8			<0.1			1.0			<0.05		
					Bottom	6.4	0.10	0.10		<0.01	<0.01		0.06	0.1		0.97	1.0		0.50	0.5		0.04	0.04		0.03	0.03		3	3		<0.1	<0.1		<0.2	<0.2		13.8	13.7		<0.2	<0.2		3.3	3.1		<0.1	<0.1		15.0	14.0		<0.05	<0.05	
						6.4	0.10			<0.01			0.07			0.96			0.50			0.04			0.03			3			<0.1			<0.2			13.5			<0.2			2.9			<0.1			13.0			<0.05		
19-Jul-16	Cloudy	Rough	18:48	6.5	Surface	1.0	0.03	0.03		<0.01	<0.01		0.13	0.1		0.97	1.0		0.60	0.6		0.05	0.05		0.03	0.03		3	3		<0.1	<0.1		<0.2	<0.2		0.9	0.9		<0.2	<0.2		1.6	1.5		<0.1	<0.1		2.0	2.0		<0.05	<0.05	
						1.0	0.03			<0.01			0.12			0.99			0.60			0.05			0.03			3			<0.1			<0.2			0.8			<0.2			1.3			<0.1			2.0			<0.05		
					Middle	3.3	0.04	0.05	0.04	<0.01	<0.01	<0.01	0.10	0.1	0.1	0.80	0.8	0.9	0.60	0.6	0.6	0.05	0.05	0.05	0.03	0.03	0.03	3	3	3	<0.1	<0.1	<0.1	<0.2	<0.2	<0.2	0.5	0.5	0.7	<0.2	<0.2	<0.2	1.0	1.0	1.2	<0.1	<0.1	<0.1	5.0	3.5	2.2	<0.05	<0.05	<0.05
						3.3	0.06			<0.01			0.09			0.83			0.60			0.05			0.03			3			<0.1			<0.2			0.4			<0.2			0.9			<0.1			2.0			<0.05		
					Bottom	5.5	0.04	0.05		<0.01	<0.01		0.10	0.1		0.87	0.9		0.60	0.6		0.06	0.06		0.03	0.03		3	3		<0.1	<0.1		<0.2	<0.2		0.6	0.7		<0.2	<0.2		1.1	1.1		<0.1	<0.1		<1	1.0		<0.05	<0.05	
						5.5	0.05			<0.01			0.10			0.85			0.60			0.05			0.03			3			<0.1			<0.2			0.7			<0.2			1.1			<0.1			<1			<0.05		
22-Jul-16	Fine	Moderate	20:34	7.5	Surface	1.0	0.08	0.08		<0.01	<0.01		0.13	0.1		0.97	1.0		0.40	0.4		0.05	0.06		0.04	0.04		3	3		<0.1	<0.1		<0.2	<0.2		1.8	1.7		<0.2	<0.2		2.9	2.8		<0.1	<0.1		6.0	4.5		<0.05	<0.05	
						1.0	0.08			<0.01			0.13			0.98			0.40			0.06			0.04			3			<0.1			<0.2			1.6			<0.2			2.6			<0.1			3.0			<0.05		
					Middle	3.8	0.05	0.05	0.06	<0.01	<0.01	<0.01	0.11	0.1	0.1	0.87	0.9	0.9	0.40	0.4	0.4	0.05	0.05	0.05	0.03	0.03	0.03	3	3	3	<0.1	<0.1	<0.1	<0.2	<0.2	<0.2	1.3	1.4	1.7	<0.2	<0.2	<0.2	2.4	2.4	2.5	<0.1	<0.1	<0.1	6.0	6.0	5.5	<0.05	<0.05	<0.05
						3.8	0.05			<0.01			0.11			0.87			0.40			0.05			0.03			3			<0.1			<0.2			1.5			<0.2			2.4			<0.1			6.0			<0.05		
					Bottom	6.5	0.06	0.06		<0.01	<0.01		0.09	0.1		0.76	0.8		0.40	0.4		0.04	0.05		0.03	0.03		2	2		<0.1	<0.1		<0.2	<0.2		1.9	2.0		<0.2	<0.2		2.4	2.4		<0.1	<0.1		5.0	6.0		<0.05	<0.05	
						6.5	0.06			<0.01			0.09			0.76			0.40			0.05			0.03			2			<0.1			<0.2			2.0			<0.2			2.3			<0.1			7.0			<0.05		
24-Jul-16	Sunny	Moderate	09:54	8.1	Surface	1.0	0.03	0.03		<0.01	<0.01		0.11	0.1		0.93	0.9		0.50	0.5		0.05	0.05		0.03	0.03		2	2		<0.1	<0.1		<0.2	<0.2		1.4	1.6		<0.2	<0.2		2.2	2.3		<0.1	<0.1		2.0	1.5		<0.05	<0.05	
						1.0	0.03			<0.01			0.11			0.95			0.50			0.05			0.03			2			<0.1			<0.2			1.7			<0.2			2.4			<0.1			1.0			<0.05		
					Middle	4.1	0.01	0.01	0.02	<0.01	<0.01	<0.01	0.08	0.1	0.1	0.71	0.7	0.8	0.40	0.4	0.4	0.04	0.04	0.04	0.02	0.02	0.02	2	2	2	<0.1	<0.1	<0.1	<0.2	<0.2	<0.2	1.0	0.9	1.2	<0.2	<0.2	<0.2	1.5	1.4	1.7	<0.1	<0.1	<0.1	1.0	1.0	1.5	<0.05	<0.05	<0.05
						4.1	0.01			<0.01			0.08			0.73			0.40			0.04			0.01			2			<0.1			<0.2			0.8			<0.2			1.2			<0.1			1.0			<0.05		
					Bottom	7.1	0.01	0.01		<0.01	<0.01		0.08	0.1		0.67	0.7		0.40	0.4		0.04	0.04		0.01	0.01		2	2		<0.1	<0.1		<0.2	<0.2		1.3	1.2		<0.2	<0.2		1.5	1.5		<0.1	<0.1		2.0	2.0		<0.05	<0.05	
						7.1	<0.01			<0.01			0.07			0.69			0.30			0.04			<0.01			2			<0.1			<0.2			1.0			<0.2			1.4			<0.1			2.0			<0.05		
26-Jul-16	Sunny	Moderate	11:57	7.4	Surface	1.0	0.02	0.02		<0.01	<0.01		0.09	0.1		0.92	0.9		<0.1	<0.1		0.06	0.06		0.02	0.02		3	3		<0.1	<0.1		<0.2	<0.2		1.1	1.1		<0.2	<0.2		2.3	2.4		<0.1	<0.1		<1	1.0		<0.05	<0.05	
						1.0	0.02			<0.01			0.09			0.91			<0.1			0.05			0.02			3			<0.1			<0.2			1.1			<0.2			2.4			<0.1			<1			<0.05		
					Middle	3.7	0.01	0.02	0.03	<0.01	<0.01	<0.01	0.09	0.1	0.1	0.88	0.9	0.8	<0.1	<0.1	<0.1	0.06	0.06	0.06	0.02	0.02	0.02	2	3	3	<0.1	<0.1	<0.1	<0.2	<0.2	<0.2	1.1	1.3	1.1	<0.2	<0.2	<0.2	1.9	2.0	2.0	<0.1	<0.1	<0.1	<1	1.0	1.0	<0.05	<0.05	<0.05
						3.7	0.03			<0.01			0.09			0.88			<0.1			0.06			0.02			3			<0.1			<0.2			1.4			<0.2			2.0			<0.1			<1			<0.05		
					Bottom	6.4	0.03	0.04		<0.01	<0.01		0.07	0.1		0.71	0.7		<0.1	<0.1		0.05	0.05		0.02	0.02		3	3		<0.1	<0.1		<0.2	<0.2		0.8	0.9		<0.2	<0.2		1.8	1.8		<0.1	<0.1		<1	1.0		<0.05	<0.05	
						6.4	0.04			<0.01			0.07			0.73			<0.1			0.05			0.02			3			<0.1			<0.2			0.9			<0.2			1.8			<0.1			<1			<0.05		
28-Jul-16	Fine	Moderate	08:43	6.6	Surface	1.0	<0.01	0.01		<0.01	<0.01		0.07	0.1		1.11	1.1		0.20	0.2		0.06	0.06		0.02	0.02		2	3		<0.1	<0.1		<0.2	<0.2		1.2	1.3		<0.2	<0.2		1.4	1.6		<0.1	<0.1		<1	1.0		<0.05	<0.05	
						1.0	<0.01			<0.01			0.08			1.10			0.20			0.06			0.02			3			<0.1			<0.2			1.3			<0.2			1.8			<0.1			<1			<0.05		
					Middle	3.3	0.01	0.02	0.02	<0.01	<0.01	<0.01	0.07	0.1	0.1	0.92	0.9	1.0	0.30	0.3	0.3	0.05	0.06	0.06	0.02	0.02	0.02	2	2	2	<0.1	<0.1	<0.1	<0.2	<0.2	<0.2	1.0	1.1	1.2	<0.2	<0.2	<0.2	1.2	1.2	1.3	<0.1	<0.1	<0.1	8.0	5.5	3.8	<0.05	<0.05	<0.05
						3.3	0.02			<0.01			0.07			0.91			0.30			0.06			0.02			2			<0.1			<0.2			1.1			<0.2			1.2			<0.1			3.0			<0.05		
					Bottom	5.6	0.03	0.03		<0.01	<0.01		0.07	0.1		0.89	0.9		0.30	0.3		0.05	0.05		0.02	0.02		2	2		<0.1	<0.1		<0.2	<0.2		1.4	1.4		<0.2	<0.2		1.2	1.2		<0.1	<0.1		9.0	5.0		<0.05	<0.05	
						5.6	0.02			<0.01			0.07			0.90			0.30			0.05			0.02			2			<0.1			<0.2			1.3			<0.2			1.1			<0.1			<1			<0.05		
30-Jul-16	Cloudy	Moderate	16:19	6.3	Surface	1.0	0.08	0.08		<0.01	<0.01		0.05	0.1		0.77	0.8		0.60	0.6		0.06	0.05		0.02	0.02		2	2		<0.1	<0.1		<0.2	<0.2		1.2	1.1		<0.2	<0.2		2.9	2.8		<0.1	<0.1		3.0	3.5		<0.05	<0.05	
						1.0	0.07			<0.01			0.05			0.77			0.50			0.04			0.02			2			<0.1			<0.2			1.0			<0.2			2.7			<0.1			4.0			<0.05		
					Middle	3.2	0.07	0.07	0.07	<0.01	<0.01	<0.01	0.05	0.1	0.1	0.81	0.8	0.8	0.60	0.6	0.6	0.06	0.05	0.05	0.03	0.03	0.02	3	3	2	<0.1	<0.1	<0.1	<0.2	<0.2	<0.2	0.9	0.9	1.1	<0.2	<0.2	<0.2	2.8	3.1	3.0	<0.1	<0.1	<0.1	<1	1.0	1.8	<0.05	<0.05	<0.05
						3.2	0.06			<0.01			0.05			0.81			0.50			0.04			0.02			2			<0.1			<0.2			0.9			<0.2			3.4			<0.1			<1			<0.05		
					Bottom	5.3	0.07	0.07		<0.01	<0.01		0.05	0.1		0.71	0.7		0.50	0.6		0.04	0.05		0.02	0.02		3	3		<0.1	<0.1		<0.2	<0.2		1.2	1.2		<0.2	<0.2		3.5	3.2		<0.1	<0.1		1.0	1.0		<0.05	<0.05	
						5.3	0.06			<0.01			0.05			0.71			0.60			0.05			0.02			2			<0.1			<0.2			1.1			<0.2			2.8			<0.1			<1			<0.05		

Remarks: DA: Depth-Averaged
Calm: Small or no wave; Moderate: Between calm and rough; Rough : White capped or rougher

Expansion of Hong Kong International Airport into a Three-Runway System
Baseline Water Quality Monitoring
Water Quality Monitoring Results at IM10 during Mid-Ebb Tide

Date	Weather Condition	Sea Condition	Sampling Time	Water Depth (m)	Sampling Depth (m)		Current Speed (m/s)	Current Direction	Water Temperature (ºC)		pH		Salinity (ppt)		DO Saturation (%)		Dissolved Oxygen (mg/L)			Turbidity(NTU)			Suspended Solids (mg/L)			Total Alkalinity (ppm)			Observed construction activities		Other Observations
									Value	Average	Value	Average	Value	Average	Value	Average	Value	Average	DA	Value	Average	DA	Value	Average	DA	Value	Average	DA	<100m from location	>100m from location	
3-May-16	Cloudy	Moderate	10:56	7.7	Surface	1.0	0.8	134	23.1	23.1	8.1	8.1	18.4	18.4	89.6	89.5	6.9	6.9	6.6	5.1	5.1	6.9	11	11	13	71	72	83	N/A	N/A	N/A
						1.0	0.8	142	23.1		8.1		18.4		89.5		6.9			5.1			10			73					
					Middle	3.9	0.5	131	22.2	22.2	8.1	8.1	23.8	23.8	84.1	84.1	6.4	6.4		7.2	7.2		12	13		86	85				
						3.9	0.6	132	22.2		8.1		23.8		84.2		6.4			7.2			13			85					
					Bottom	6.7	0.3	113	22.0	22.0	8.1	8.1	24.7	24.7	84.9	84.9	6.4	6.4	6.4	8.3	8.3		15	15		92	91				
						6.7	0.4	114	22.0		8.1		24.8		85.0		6.4			8.4			15			89					
5-May-16	Cloudy	Moderate	12:14	7.6	Surface	1.0	0.6	156	23.5	23.5	8.0	8.0	19.6	19.6	83.3	83.2	6.3	6.3	6.2	4.1	4.1	12.0	4	4	8	75	74	85	N/A	N/A	N/A
						1.0	0.6	168	23.5		8.0		19.6		83.2		6.3			4.1			3			73					
					Middle	3.8	0.6	157	23.0	23.0	8.1	8.1	21.8	21.8	81.1	81.1	6.1	6.1		9.4	9.4		7	7		91	90				
						3.8	0.6	169	23.0		8.1		21.8		81.1		6.1			9.5			7			90					
					Bottom	6.6	0.4	156	22.8	22.8	8.1	8.1	23.1	23.1	80.9	80.9	6.1	6.1	6.1	22.6	22.6		13	13		89	90				
						6.6	0.4	156	22.8		8.1		23.1		80.9		6.1			22.6			13			90					
7-May-16	Cloudy	Moderate	13:38	7.1	Surface	1.0	0.9	148	24.5	24.5	8.0	8.0	19.0	19.0	82.1	82.1	6.1	6.1	6.1	6.4	6.4	20.8	6	5	31	82	81	92	N/A	N/A	N/A
						1.0	0.9	156	24.5		8.0		19.0		82.1		6.1			6.4			4			81					
					Middle	3.6	0.7	140	23.8	23.8	8.0	8.0	20.8	20.7	81.4	81.4	6.1	6.1		23.2	23.2		40	40		95	90				
						3.6	0.7	150	23.8		8.0		20.7		81.5		6.1			23.3			40			84					
					Bottom	6.1	0.5	127	23.7	23.7	8.0	8.0	21.9	21.9	82.3	82.3	6.1	6.1	6.1	32.6	32.6		47	47		107	106				
						6.1	0.6	128	23.7		8.0		21.9		82.3		6.1			32.7			46			105					
10-May-16	Cloudy	Moderate	14:54	8.0	Surface	1.0	0.6	147	24.9	24.9	7.8	7.8	14.3	14.3	82.6	82.6	6.3	6.3	6.1	5.1	5.1	18.0	5	6	14	76	77	80	N/A	N/A	N/A
						1.0	0.6	157	24.9		7.8		14.3		82.6		6.3			5.1			6			77					
					Middle	4.0	0.5	122	24.5	24.5	8.0	8.0	19.3	19.3	79.6	79.6	6.0	6.0		16.4	16.5		7	7		80	80				
						4.0	0.5	124	24.5		8.0		19.3		79.6		6.0			16.5			6			79					
					Bottom	7.0	0.4	109	24.3	24.3	8.0	8.0	20.8	20.8	80.8	80.8	6.0	6.0	6.0	32.5	32.5		28	29		84	83				
						7.0	0.5	119	24.3		8.0		20.8		80.8		6.0			32.5			29			82					
12-May-16	Cloudy	Moderate	16:28	7.0	Surface	1.0	0.3	107	24.7	24.7	8.0	8.0	17.7	17.5	86.9	86.8	6.5	6.5	6.3	3.7	3.8	4.6	4	4	4	74	75	84	N/A	N/A	N/A
						1.0	0.3	110	24.7		8.0		17.3		86.6		6.5			3.8			3			76					
					Middle	3.5	0.2	78	24.3	24.3	8.0	8.0	20.3	20.3	82.8	82.7	6.2	6.2		4.7	4.7		4	4		85	84				
						3.5	0.2	79	24.3		8.0		20.3		82.6		6.2			4.7			4			84					
					Bottom	6.0	0.3	71	23.9	23.9	8.0	8.0	22.2	22.3	82.3	82.8	6.1	6.2	6.2	5.2	5.3		5	5		94	92				
						6.0	0.4	77	23.8		8.0		22.4		83.2		6.2			5.4			5			91					
14-May-16	Cloudy	Moderate	06:43	7.3	Surface	1.0	0.4	111	24.2	24.2	8.0	8.0	19.4	19.4	86.3	86.3	6.5	6.5	6.3	3.5	3.5	5.9	4	4	6	73	74	82	N/A	N/A	N/A
						1.0	0.4	115	24.2		8.0		19.4		86.3		6.5			3.5			3			75					
					Middle	3.7	0.2	86	24.1	24.1	8.0	8.0	20.7	20.7	80.9	80.9	6.0	6.0		4.7	4.7		7	7		85	85				
						3.7	0.2	87	24.1		8.0		20.7		80.9		6.0			4.7			6			84					
					Bottom	6.3	0.4	79	23.7	23.7	8.0	8.0	23.3	23.3	80.3	80.3	6.0	6.0	6.0	9.6	9.6		10	9		87	87				
						6.3	0.4	83	23.7		8.0		23.3		80.3		6.0			9.6			8			88					
19-Jul-16	Sunny	Rough	13:00	6.9	Surface	1.0	0.8	298	27.6	27.5	8.3	8.3	17.4	17.4	88.7	85.9	6.4	6.1	5.4	8.8	9.4	16.6	8	8	10	79	80	84	N/A	N/A	N/A
						1.0	0.9	307	27.5		8.3		17.4		83.0		5.9			9.9			7			81					
					Middle	3.5	0.5	291	25.3	25.3	8.1	8.1	25.4	25.4	65.9	66.3	4.7	4.7		16.1	16.1		8	9		84	84				
						3.5	0.5	299	25.3		8.1		25.4		66.6		4.7			16.0			9			84					
					Bottom	5.9	0.4	209	24.8	24.8	8.0	8.0	26.8	26.8	65.9	67.2	4.7	4.8	4.8	24.1	24.4		14	15		88	88				
						5.9	0.4	228	24.8		8.0		26.9		68.5		4.9			24.7			15			88					
22-Jul-16	Sunny	Moderate	14:53	7.0	Surface	1.0	0.8	133	28.2	28.2	7.9	7.9	16.9	17.1	90.8	90.5	6.5	6.4	5.8	3.5	3.6	8.2	6	6	8	77	79	82	N/A	N/A	N/A
						1.0	0.8	134	28.2		7.9		17.3		90.2		6.4			3.6			6			80					
					Middle	3.5	0.6	103	26.3	26.3	7.8	7.8	21.5	21.5	72.3	72.3	5.2	5.2		9.8	9.8		8	8		82	83				
						3.5	0.7	112	26.3		7.8		21.5		72.3		5.2			9.7			7			83					
					Bottom	6.0	0.6	99	26.0	26.0	7.8	7.8	22.2	22.2	74.0	74.6	5.3	5.3	5.3	11.3	11.2		11	11		83	85				
						6.0	0.7	102	26.0		7.8		22.2		75.1		5.4			11.1			11			86					
24-Jul-16	Sunny	Moderate	15:08	7.6	Surface	1.0	0.3	158	28.7	28.7	7.8	7.8	16.1	16.2	92.1	91.9	6.5	6.5	5.5	2.5	2.6	6.1	2	3	7	83	83	88	N/A	N/A	N/A
						1.0	0.4	165	28.7		7.8		16.2		91.6		6.5			2.6			3			82					
					Middle	3.8	0.1	194	26.0	26.0	7.7	7.7	23.8	23.7	63.1	63.1	4.5	4.5		7.4	7.4		8	8		92	91				
						3.8	0.1	204	26.0		7.7		23.7		63.1		4.5			7.3			8			90					
					Bottom	6.6	0.1	253	25.7	25.7	7.7	7.7	24.4	24.4	62.4	62.5	4.4	4.4	4.4	8.5	8.5		10	10		89	89				
						6.6	0.1	258	25.7		7.7		24.4		62.5		4.4			8.5			10			90					
26-Jul-16	Sunny	Moderate	16:56	6.9	Surface	1.0	0.5	148	27.7	27.7	8.2	8.2	21.7	21.7	140.6	140.5	9.8	9.8	7.0	3.1	3.1	11.1	7	7	8	86	87	90	N/A	N/A	N/A
						1.0	0.6	149	27.7		8.2		21.7		140.3		9.8			3.1			7			87					
					Middle	3.5	0.6	121	25.0	25.0	7.7	7.7	26.7	26.7	58.8	58.9	4.2	4.2		9.3	9.3		7	7		90	90				
						3.5	0.7	122	25.0		7.7		26.7		58.9		4.2			9.3			6			90					
					Bottom	5.9	0.6	132	24.2	24.2	7.7	7.7	28.2	28.2	54.7	54.7	3.9	3.9	3.9	20.6	20.8		10	10		93	93				
						5.9	0.6	140	24.2		7.7		28.2		54.7		3.9			21.0			10			94					
28-Jul-16	Fine	Moderate	13:32	7.0	Surface	1.0	0.4	189	28.9	28.9	8.1	8.1	15.6	16.0	117.5	117.5	8.3	8.3	7.6	3.6	3.6	8.2	4	4	5	84	85	88	N/A	N/A	N/A
						1.0	0.4	207	28.9		8.1		16.4		117.4		8.3			3.6			4			85					
					Middle	3.5	0.4	224	27.6	27.6	8.0	8.0	19.4	19.4	98.0	97.9	6.9	6.9		5.5	5.6		5	5		89	89				
						3.5	0.4	245	27.6		8.0		19.4		97.8		6.9			5.6			5			89					
					Bottom	6.0	0.4	230	26.2	26.2	7.8	7.8	24.0	23.9	77.8	77.9	5.5	5.5	5.5	15.4	15.5		5	6		91	91				
						6.0	0.4	246	26.2		7.8		23.9		77.9		5.5			15.6			6			91					
30-Jul-16	Sunny	Moderate	10:32	7.4	Surface	1.0	0.5	140	28.0	28.0	8.1	8.1	18.7	18.6	124.0	124.0	8.8	8.8	7.2	3.1	3.1	4.8	4	4	4	88	88	92	N/A	N/A	N/A
						1.0	0.5	152	28.0		8.1		18.6		124.0		8.8			3.1			4			87					
					Middle	3.7	0.5	129	25.6	25.6	7.8	7.8	26.1	26.1	79.2	79.2	5.6	5.6		4.3	4.3		3	3		91	90				
						3.7	0.5	133	25.6		7.8		26.1		79.2		5.6			4.3			3			89					
					Bottom	6.4	0.5	106	24.5	24.5	7.6	7.6	28.0	28.0	52.1	52.2	3.7	3.7	3.7	7.1	7.1		5	5		105	99				
						6.4	0.5	112	24.5		7.6		28.0		52.3		3.7			7.1			5			92					

Remarks: DA: Depth-Averaged
Calm: Small or no wave; Moderate: Between calm and rough; Rough : White capped or rougher

Expansion of Hong Kong International Airport into a Three-Runway System
Baseline Water Quality Monitoring
Water Quality Monitoring Results at IM10 during Mid-Ebb Tide

Date	Weather Condition	Sea Condition	Sampling Time	Water Depth (m)	Sampling Depth (m)	Ammonia as N (mg/L) Value	Ammonia as N (mg/L) Average	Ammonia as N (mg/L) DA	Unionized Ammonia as N Value	Unionized Ammonia as N Average	Unionized Ammonia as N DA	Nitrite as N (mg/L) Value	Nitrite as N (mg/L) Average	Nitrite as N (mg/L) DA	Nitrate as N (mg/L) Value	Nitrate as N (mg/L) Average	Nitrate as N (mg/L) DA	Total Kjeldahl Nitrogen as N (mg/L) Value	Total Kjeldahl Nitrogen as N (mg/L) Average	Total Kjeldahl Nitrogen as N (mg/L) DA	Total Phosphorus as P (mg/L) Value	Total Phosphorus as P (mg/L) Average	Total Phosphorus as P (mg/L) DA	Reactive Phosphorus as P (mg/L) Value	Reactive Phosphorus as P (mg/L) Average	Reactive Phosphorus as P (mg/L) DA	Arsenic (µg/L) Value	Arsenic (µg/L) Average	Arsenic (µg/L) DA	Cadmium (µg/L) Value	Cadmium (µg/L) Average	Cadmium (µg/L) DA	Chromium (µg/L) Value	Chromium (µg/L) Average	Chromium (µg/L) DA	Copper (µg/L) Value	Copper (µg/L) Average	Copper (µg/L) DA	Lead (µg/L) Value	Lead (µg/L) Average	Lead (µg/L) DA	Nickel (µg/L) Value	Nickel (µg/L) Average	Nickel (µg/L) DA	Silver (µg/L) Value	Silver (µg/L) Average	Silver (µg/L) DA	Zinc (µg/L) Value	Zinc (µg/L) Average	Zinc (µg/L) DA	Mercury (µg/L) Value	Mercury (µg/L) Average	Mercury (µg/L) DA
3-May-16	Cloudy	Moderate	10:56	7.7	Surface	1.0	0.14	0.14	<0.01	<0.01	<0.01	0.10	0.1	0.1	1.03	1.0	0.8	0.60	0.6	0.4	0.05	0.05	0.03	0.03	0.03	0.02	3	3	2	<0.1	<0.1	<0.1	<0.2	<0.2	<0.2	0.9	1.0	0.9	<0.2	<0.2	<0.2	1.6	1.4	1.3	<0.1	<0.1	<0.1	2.0	2.0	1.5	<0.05	<0.05	<0.05
						1.0	0.13		<0.01			0.09			1.03			0.50			0.05			0.03			2			<0.1			<0.2			1.0			<0.2			1.2			<0.1			2.0			<0.05		
					Middle	3.9	0.13	0.13	<0.01	<0.01		0.06	0.1		0.73	0.7		0.40	0.4		0.03	0.03		0.02	0.02	2	2		<0.1	<0.1		<0.2	<0.2		0.8	0.9		<0.2	<0.2		1.4	1.3		<0.1	<0.1		1.0	1.0		<0.05	<0.05	
						3.9	0.13		<0.01			0.06			0.72			0.40			0.02			0.02			2			<0.1			<0.2			0.9			<0.2			1.2			<0.1			1.0			<0.05		
					Bottom	6.7	0.11	0.11	<0.01	<0.01		0.05	0.1		0.56	0.6		0.40	0.5		0.02	0.02		0.02	0.02	1	2		<0.1	<0.1		<0.2	<0.2		0.8	0.9		<0.2	<0.2		1.1	1.1		<0.1	<0.1		2.0	1.5		<0.05	<0.05	
						6.7	0.11		<0.01			0.05			0.55			0.50			0.02			0.02			2			<0.1			<0.2			1.0			<0.2			1.1			<0.1			1.0			<0.05		
5-May-16	Cloudy	Moderate	12:14	7.6	Surface	1.0	0.17	0.17	<0.01	<0.01	<0.01	0.07	0.1	0.1	0.85	0.9	0.7	0.50	0.5	0.4	0.05	0.05	0.04	0.03	0.03	0.03	2	3	3	<0.1	<0.1	<0.1	<0.2	<0.2	<0.2	1.1	1.1	1.0	<0.2	<0.2	<0.2	1.4	1.4	1.2	<0.1	<0.1	<0.1	3.0	4.0	2.3	<0.05	<0.05	<0.05
						1.0	0.16		<0.01			0.07			0.85			0.50			0.05			0.03			3			<0.1			<0.2			1.0			<0.2			1.4			<0.1			5.0			<0.05		
					Middle	3.8	0.15	0.16	<0.01	<0.01		0.06	0.1		0.73	0.7		0.40	0.5		0.04	0.04		0.03	0.03		3			<0.1			<0.2			1.0			<0.2			1.1			<0.1			2.0			<0.05		
						3.8	0.16		<0.01			0.07			0.72			0.50			0.04			0.03			3			<0.1			<0.2			0.9			<0.2			1.2			<0.1			1.0			<0.05		
					Bottom	6.6	0.15	0.15	<0.01	<0.01		0.06	0.1		0.67	0.7		0.40	0.4		0.04	0.04		0.03	0.03		3			<0.1			<0.2			1.0			<0.2			1.1			<0.1			1.0			<0.05		
						6.6	0.14		<0.01			0.06			0.67			0.40			0.04			0.03			3			<0.1			<0.2			0.8			<0.2			1.1			<0.1			2.0			<0.05		
7-May-16	Cloudy	Moderate	13:38	7.1	Surface	1.0	0.22	0.22	<0.01	<0.01	0.01	0.08	0.1	0.1	0.91	0.9	0.8	0.50	0.5	0.2	0.08	0.07	0.07	0.04	0.04	0.03	3	3	3	<0.1	<0.1	<0.1	<0.2	<0.2	<0.2	1.0	1.1	1.0	<0.2	<0.2	<0.2	2.5	2.6	2.2	<0.1	<0.1	<0.1	8.0	6.0	3.0	<0.05	<0.05	<0.05
						1.0	0.21		<0.01			0.08			0.92			0.50			0.06			0.04			3			<0.1			<0.2			1.1			<0.2			2.6			<0.1			4.0			<0.05		
					Middle	3.6	0.17	0.17	<0.01	<0.01		0.06	0.1		0.74	0.7		0.30	0.3		0.07	0.07		0.03	0.03		3			<0.1			<0.2			0.9			<0.2			2.5			<0.1			3.0			<0.05		
						3.6	0.17		<0.01			0.06			0.71			0.20			0.07			0.03			2			<0.1			<0.2			1.0			<0.2			1.8			<0.1			1.0			<0.05		
					Bottom	6.1	0.17	0.16	<0.01	<0.01		0.05	0.1		0.70	0.7		0.20	0.2		0.07	0.07		0.03	0.03		2			<0.1			<0.2			0.9			<0.2			2.0			<0.1			1.0			<0.05		
						6.1	0.15		<0.01			0.06			0.68			0.20			0.07			0.03			2			<0.1			<0.2			0.8			<0.2			1.9			<0.1			1.0			<0.05		
10-May-16	Cloudy	Moderate	14:54	8.0	Surface	1.0	0.13	0.13	<0.01	<0.01	<0.01	0.10	0.1	0.1	1.14	1.1	1.0	0.50	0.6	0.6	0.05	0.05	0.06	0.04	0.04	0.04	3	3	3	<0.1	<0.1	<0.1	<0.2	<0.2	<0.2	0.3	0.4	0.3	<0.2	<0.2	<0.2	3.0	3.1	2.8	<0.1	<0.1	<0.1	2.0	2.0	1.7	<0.05	<0.05	<0.05
						1.0	0.13		<0.01			0.09			1.10			0.60			0.05			0.04			3			<0.1			<0.2			0.5			<0.2			3.2			<0.1			2.0			<0.05		
					Middle	4.0	0.12	0.13	<0.01	<0.01		0.09			1.13			0.70			0.06			0.04			3			<0.1			<0.2			0.3			<0.2			2.8			<0.1			3.0			<0.05		
						4.0	0.13		<0.01			0.10			1.10			0.60			0.05			0.04			3			<0.1			<0.2			0.2			<0.2			3.0			<0.1			<1			<0.05		
					Bottom	7.0	0.10	0.10	<0.01	<0.01		0.07	0.1		0.75	0.8		0.50	0.6		0.06	0.06		0.03	0.03		3			<0.1			<0.2			<0.2			<0.2			2.4			<0.1			<1			<0.05		
						7.0	0.10		<0.01			0.06			0.76			0.60			0.06			0.03			2			<0.1			<0.2			<0.2			<0.2			2.1			<0.1			<1			<0.05		
12-May-16	Cloudy	Moderate	16:28	7.0	Surface	1.0	0.10	0.10	<0.01	<0.01	<0.01	0.07	0.1	0.1	1.05	1.0	0.9	0.60	0.6	0.6	0.05	0.05	0.05	0.04	0.04	0.04	2	2	2	<0.1	<0.1	<0.1	<0.2	<0.2	<0.2	1.0	1.1	1.0	<0.2	<0.2	<0.2	3.4	3.4	3.1	<0.1	<0.1	<0.1	1.0	1.5	1.3	<0.05	<0.05	<0.05
						1.0	0.10		<0.01			0.07			1.04			0.60			0.05			0.04			2			<0.1			<0.2			1.1			<0.2			3.4			<0.1			2.0			<0.05		
					Middle	3.5	0.10	0.10	<0.01	<0.01		0.06			0.90			0.60			0.04			0.04			2			<0.1			<0.2			1.0			<0.2			3.2			<0.1			<1			<0.05		
						3.5	0.10		<0.01			0.07			0.88			0.60			0.04			0.04			2			<0.1			<0.2			0.8			<0.2			2.9			<0.1			2.0			<0.05		
					Bottom	6.0	0.09	0.09	<0.01	<0.01		0.06	0.1		0.79	0.8		0.50	0.5		0.05	0.05		0.03	0.03		2			<0.1			<0.2			0.8			<0.2			2.8			<0.1			1.0			<0.05		
						6.0	0.09		<0.01			0.06			0.80			0.50			0.04			0.03			2			<0.1			<0.2			0.7			<0.2			2.8			<0.1			<1			<0.05		
14-May-16	Cloudy	Moderate	06:43	7.3	Surface	1.0	0.10	0.09	<0.01	<0.01	<0.01	0.06	0.1	0.1	0.80	0.9	0.7	0.50	0.5	0.4	0.03	0.03	0.03	0.03	0.03	0.02	3	3	3	<0.1	<0.1	<0.1	<0.2	<0.2	<0.2	1.1	1.0	0.8	<0.2	<0.2	<0.2	2.8	2.7	2.5	<0.1	<0.1	<0.1	1.0	1.5	1.3	<0.05	<0.05	<0.05
						1.0	0.08		<0.01			0.06			0.90			0.50			0.03			0.03			3			<0.1			<0.2			0.9			<0.2			2.5			<0.1			2.0			<0.05		
					Middle	3.7	0.06	0.06	<0.01	<0.01		0.06			0.65			0.40			0.03			0.02			2			<0.1			<0.2			0.6			<0.2			2.1			<0.1			1.0			<0.05		
						3.7	0.06		<0.01			0.06			0.65			0.40			0.03			0.02			3			<0.1			<0.2			0.4			<0.2			2.8			<0.1			<1			<0.05		
					Bottom	6.3	0.06	0.07	<0.01	<0.01		0.05	0.1		0.68	0.7		0.40	0.4		0.03	0.03		0.02	0.02		3			<0.1			<0.2			0.9			<0.2			2.2			<0.1			1.0			<0.05		
						6.3	0.07		<0.01			0.06			0.66			0.40			0.03			0.02			3			<0.1			<0.2			0.8			<0.2			2.5			<0.1			2.0			<0.05		
19-Jul-16	Sunny	Rough	13:00	6.9	Surface	1.0	<0.01	0.01	<0.01	<0.01	<0.01	0.10	0.1	0.1	0.96	1.0	0.8	0.50	0.6	0.5	0.04	0.04	0.04	0.02	0.02	0.02	2	3	2	<0.1	<0.1	<0.1	<0.2	<0.2	<0.2	1.0	1.0	0.7	<0.2	<0.2	<0.2	1.2	1.2	1.1	<0.1	<0.1	<0.1	1.0	1.0	1.2	<0.05	<0.05	<0.05
						1.0	<0.01		<0.01			0.10			0.96			0.60			0.04			0.02			2			<0.1			<0.2			0.9			<0.2			1.2			<0.1			<1			<0.05		
					Middle	3.5	0.03	0.04	<0.01	<0.01	<0.01	0.08	0.1	0.1	0.78	0.8	0.8	0.50	0.5	0.5	0.04	0.04	0.04	0.03	0.03	0.03	2	2	2	<0.1	<0.1	<0.1	<0.2	<0.2	<0.2	0.5	0.5	0.7	<0.2	<0.2	<0.2	1.3	1.3	1.1	<0.1	<0.1	<0.1	<1	1.5	1.2	<0.05	<0.05	<0.05
						3.5	0.04		<0.01			0.08			0.80			0.50			0.04			0.03			2			<0.1			<0.2			0.5			<0.2			1.2			<0.1			2.0			<0.05		
					Bottom	5.9	0.04	0.05	<0.01	<0.01		0.07	0.1		0.69	0.7		0.50	0.5		0.05	0.05		0.03	0.03		2	2		<0.1	<0.1		<0.2	<0.2		0.5	0.6		<0.2	<0.2		0.8	0.8		<0.1	<0.1		<1	1.0		<0.05	<0.05	
						5.9	0.05		<0.01			0.07			0.69			0.50			0.04			0.03			2			<0.1			<0.2			0.6			<0.2			0.7			<0.1			1.0			<0.05		
22-Jul-16	Sunny	Moderate	14:53	7.0	Surface	1.0	0.07	0.07	<0.01	<0.01	<0.01	0.14	0.1	0.1	1.02	1.0	0.9	0.40	0.4	0.5	0.06	0.06	0.06	0.04	0.04	0.04	3	3	3	<0.1	<0.1	<0.1	<0.2	<0.2	<0.2	1.5	1.6	1.4	<0.2	<0.2	<0.2	2.8	2.9	2.5	<0.1	<0.1	<0.1	8.0	5.5	4.8	<0.05	<0.05	<0.05
						1.0	0.07		<0.01			0.14			1.03			0.40			0.06			0.04			3			<0.1			<0.2			1.6			<0.2			3.0			<0.1			3.0			<0.05		
					Middle	3.5	0.07	0.08	<0.01	<0.01		0.11			0.89			0.60			0.05			0.04			3			<0.1			<0.2			1.2			<0.2			2.5			<0.1			1.0			<0.05		
						3.5	0.08		<0.01			0.14			0.98			0.50			0.05			0.04			3			<0.1			<0.2			1.6			<0.2			2.6			<0.1			9.0			<0.05		
					Bottom	6.0	0.08	0.09	<0.01	<0.01		0.09			0.79	0.8		0.50	0.5		0.06	0.06		0.04	0.04		3			<0.1			<0.2			1.1			<0.2			2.3			<0.1			4.0			<0.05		
						6.0	0.09		<0.01			0.09			0.79			0.50			0.06			0.04			3			<0.1			<0.2			1.2			<0.2			2.0			<0.1			4.0			<0.05		
24-Jul-16	Sunny	Moderate	15:08	7.6	Surface	1.0	0.05	0.05	<0.01	<0.01	<0.01	0.13	0.1	0.1	1.19	1.2	1.0	0.30	0.4	0.5	0.06	0.06	0.06	0.04	0.04	0.04	3	2	2	<0.1	<0.1	<0.1	<0.2	<0.2	<0.2	1.6	1.6	1.9	<0.2	<0.2	<0.2	2.7	2.7	2.5	<0.1	<0.1	<0.1	3.0	2.5	2.5	<0.05	<0.05	<0.05
						1.0	0.05		<0.01			0.14			1.16			0.40			0.06			0.04			<1			<0.1			<0.2			1.5			<0.2			2.7			<0.1			2.0			<0.05		
					Middle	3.8	0.05	0.06	<0.01	<0.01	<0.01	0.10	0.1		0.87	0.9		0.40	0.4		0.04	0.05		0.03	0.04		<1	<1		<0.1	<0.1		<0.2	<0.2		2.0	2.0		<0.2	<0.2		2.1	2.1		<0.1	<0.1		2.0	2.0		<0.05	<0.05	
						3.8	0.06		<0.01			0.10			0.87			0.40			0.05			0.04			<1			<0.1			<0.2			2.0			<0.2			2.0			<0.1			2.0			<0.05		
					Bottom	6.6	0.06	0.06	<0.01	<0.01		0.12	0.1		1.00	1.0		0.50	0.5		0.06	0.06		0.04	0.04		<1	2		<0.1	<0.1		<0.2	<0.2		2.0	2.0		<0.2	<0.2		2.9	2.8		<0.1	<0.1		2.0	3.0		<0.05	<0.05	
						6.6	0.06		<0.01			0.12			0.99			0.50			0.06			0.04			3			<0.1			<0.2			2.0			<0.2			2.6			<0.1			4.0			<0.05		
26-Jul-16	Sunny	Moderate	16:56	6.9	Surface	1.0	<0.01	0.01	<0.01	<0.01	<0.01	0.05	0.1	0.1	0.66	0.7	0.6	0.20	0.2	0.1	0.05	0.05	0.05	<0.01	0.01	0.01	2	3	3	<0.1	<0.1	<0.1	<0.2	<0.2	<0.2	1.2	1.3	1.2	<0.2	<0.2	<0.2	3.6	3.6	2.5	<0.1	<0.1	<0.1	<1	1.0	1.3	<0.05	<0.05	<0.05
						1.0	<0.01		<0.01			0.06			0.66			0.20			0.05			0.01			3			<0.1			<0.2			1.3			<0.2			3.6			<0.1			<1			<0.05		
					Middle	3.5	<0.01	0.01	<0.01	<0.01	<0.01	0.06	0.1		0.67	0.7		<0.1	<0.1		0.04	0.04		<0.01	0.01		2	2		<0.1	<0.1		<0.2	<0.2		1.1	1.3		<0.2	<0.2		2.8	2.8		<0.1	<0.1		2.0	2.0		<0.05	<0.05	
						3.5	<0.01		<0.01			0.05			0.68			<0.1			0.04			<0.01			2			<0.1			<0.2			1.4			<0.2			2.8			<0.1			2.0			<0.05		
					Bottom	5.9	0.03	0.03	<0.01	<0.01		0.05	0.1		0.54	0.5		<0.1	<0.1		0.05	0.05		0.01	0.02		3	3		<0.1	<0.1		<0.2	<0.2		1.0	1.0		<0.2	<0.2		1.1	1.2		<0.1	<0.1		<1	1.0		<0.05	<0.05	
						5.9	0.02		<0.01			0.05			0.54			<0.1			0.04			0.02			3			<0.1			<0.2			0.9			<0.2			1.2			<0.1			1.0			<0.05		
28-Jul-16	Fine	Moderate	13:32	7.0	Surface	1.0	0.03	0.03	<0.01	<0.01	<0.01	0.06	0.1	0.1	0.83	0.8	0.8	0.20	0.2	0.3	0.04	0.04	0.04	0.02	0.02	0.02	2	2	2	<0.1	<0.1	<0.1	<0.2	<0.2	<0.2	1.1	1.0	1.9	<0.2	<0.2	<0.2	1.0	0.9	0.9	<0.1	<0.1	<0.1	<1	1.5	3.0	<0.05	<0.05	<0.05
						1.0	0.03		<0.01			0.06			0.83			0.20			0.04			0.02			2			<0.1			<0.2			0.9			<0.2			0.7			<0.1			2.0			<0.05		
					Middle	3.5	0.04	0.04	<0.01	<0.01	<0.01	0.06	0.1		0.84	0.8		0.30	0.3		0.05	0.05		0.02	0.02		2	2		<0.1	<0.1		<0.2	<0.2		2.2	2.1		<0.2	<0.2		1.3	1.3		<0.1	<0.1		5.0	3.0		<0.05	<0.05	
						3.5	0.04		<0.01			0.06			0.84			0.20			0.04			0.02			2			<0.1			<0.2			2.0			<0.2			1.2			<0.1			1.0			<0.05		
					Bottom	6.0	0.04	0.04	<0.01	<0.01		0.05	0.1		0.65	0.6		0.20	0.3		0.04	0.04		0.02	0.02		2	2		<0.1	<0.1		<0.2	<0.2		1.8	2.6		<0.2	<0.2		0.7	0.7		<0.1	<0.1		7.0	4.5		<0.05	<0.05	
						6.0	0.03		<0.01			0.05			0.64			0.30			0.04			0.02			2			<0.1			<0.2			3.3			<0.2			0.7			<0.1			2.0			<0.05		
30-Jul-16	Sunny	Moderate	10:32	7.4	Surface	1.0	0.10	0.11	<0.01	<0.01	<0.01	0.04	0.0	0.0	0.52	0.5	0.6	0.50	0.5	0.5	0.04	0.04	0.04	0.02	0.02	0.02	3	3	2	<0.1	<0.1	<0.1	<0.2	<0.2	<0.2	1.1	1.1	1.1	<0.2	<0.2	<0.2	1.6	1.6	1.4	<0.1	<0.1	<0.1	1.0	1.0	3.5	<0.05	<0.05	<0.05
						1.0	0.11		<0.01			0.04			0.53			0.40			0.04			0.02			2			<0.1			<0.2			1.0			<0.2			1.5			<0.1			1.0			<0.05		
					Middle	3.7	0.08	0.08	<0.01	<0.01	<0.01	0.04	0.0		0.62	0.6		0.50	0.5		0.04	0.04		0.02	0.02		2	2		<0.1	<0.1		<0.2	<0.2		1.1	1.1		<0.2	<0.2		1.6	1.2		<0.1	<0.1		<1	4.0		<0.05	<0.05	
						3.7	0.08		<0.01			0.04			0.61			0.50			0.04			0.02			2			<0.1			<0.2			1.0			<0.2			0.7			<0.1			7.0			<0.05		
					Bottom	6.4	0.09	0.09	<0.01	<0.01		0.04	0.0		0.66	0.7		0.50	0.6		0.04	0.04		0.02	0.02		2	2		<0.1	<0.1		<0.2	<0.2		1.6	1.2		<0.2	<0.2		1.1	1.4		<0.1	<0.1		9.0	5.5		<0.05	<0.05	
						6.4	0.08		<0.01			0.04			0.64			0.60			0.04			0.02			2			<0.1			<0.2			0.8			<0.2			1.6			<0.1			2.0			<0.05		

Remarks: DA: Depth-Averaged
Calm: Small or no wave; Moderate: Between calm and rough; Rough : White capped or rougher

Expansion of Hong Kong International Airport into a Three-Runway System
Baseline Water Quality Monitoring
Water Quality Monitoring Results at IM10 during Mid-Flood Tide

Date	Weather Condition	Sea Condition	Sampling Time	Water Depth (m)	Sampling Depth (m)		Current Speed (m/s)	Current Direction	Water Temperature (ºC)		pH		Salinity (ppt)		DO Saturation (%)		Dissolved Oxygen (mg/L)			Turbidity(NTU)			Suspended Solids (mg/L)			Total Alkalinity (ppm)			Observed construction activities		Other Observations
									Value	Average	Value	Average	Value	Average	Value	Average	Value	Average	DA	Value	Average	DA	Value	Average	DA	Value	Average	DA	<100m from location	>100m from location	
3-May-16	Cloudy	Moderate	15:24	7.7	Surface	1.0	0.3	223	24.9	24.9	8.0	8.0	11.0	11.0	96.7	96.7	7.5	7.5	7.4	4.7	4.7	4.4	4	4	4	72	71	84	N/A	N/A	N/A
						1.0	0.3	235	24.9		8.0		11.0		96.7		7.5			4.7			4			71					
					Middle	3.9	0.4	245	23.6	23.7	8.1	8.1	16.0	16.0	93.0	92.9	7.2	7.2		4.6	4.6		3	4		87	88				
						3.9	0.4	260	23.7		8.1		16.0		92.9		7.2			4.6			4			89					
					Bottom	6.7	0.3	217	22.6	22.6	8.1	8.1	21.6	21.6	86.5	86.5	6.6	6.6	6.6	3.8	3.8		4	5		92	92				
						6.7	0.3	228	22.6		8.1		21.6		86.6		6.6			3.9			5			91					
5-May-16	Cloudy	Moderate	17:21	7.0	Surface	1.0	0.4	260	24.9	24.9	7.9	7.9	15.5	15.5	88.4	88.4	6.7	6.7	6.5	4.6	4.6	7.4	5	5	5	71	72	82	N/A	N/A	N/A
						1.0	0.4	262	24.9		7.9		15.5		88.4		6.7			4.6			4			72					
					Middle	3.5	0.4	273	23.6	23.6	8.0	8.0	19.7	19.7	82.2	82.2	6.2	6.2		6.3	6.3		5	5		85	86				
						3.5	0.4	283	23.6		8.0		19.6		82.3		6.2			6.3			4			87					
					Bottom	6.0	0.4	278	23.3	23.3	8.0	8.0	20.6	20.7	81.8	81.8	6.2	6.2	6.2	11.2	11.3		6	5		89	89				
						6.0	0.4	291	23.3		8.0		20.7		81.8		6.2			11.5			4			89					
7-May-16	Cloudy	Moderate	19:14	7.3	Surface	1.0	0.7	165	25.5	25.5	7.9	7.9	15.1	15.1	85.3	85.3	6.4	6.4	6.2	8.2	8.2	19.5	7	8	16	81	84	97	N/A	N/A	N/A
						1.0	0.7	180	25.5		7.9		15.1		85.3		6.4			8.3			8			86					
					Middle	3.7	0.6	153	24.2	24.2	8.0	8.0	18.7	18.7	80.7	80.6	6.1	6.1		23.0	23.2		19	20		101	102				
						3.7	0.6	162	24.1		8.0		18.8		80.6		6.1			23.4			21			102					
					Bottom	6.3	0.5	155	24.0	24.0	8.0	8.0	20.6	20.6	80.9	80.9	6.1	6.1	6.1	27.2	27.2		19	20		104	105				
						6.3	0.5	160	24.0		8.0		20.6		80.9		6.1			27.2			20			105					
10-May-16	Cloudy	Moderate	09:00	7.9	Surface	1.0	0.4	209	25.1	25.1	7.8	7.8	13.5	13.5	79.6	79.6	6.1	6.1	6.1	5.0	5.0	5.5	2	2	6	73	74	80	N/A	N/A	N/A
						1.0	0.4	227	25.1		7.8		13.5		79.6		6.1			5.0			2			75					
					Middle	4.0	0.5	291	25.0	25.0	7.8	7.8	14.5	14.5	79.1	79.1	6.0	6.0		5.3	5.3		3	3		80	81				
						4.0	0.5	310	25.0		7.8		14.5		79.1		6.0			5.3			3			82					
					Bottom	6.9	0.8	298	25.0	25.0	7.8	7.8	15.4	15.4	80.7	80.7	6.1	6.1	6.1	6.0	6.1		14	14		83	85				
						6.9	0.8	301	25.0		7.8		15.4		80.7		6.1			6.1			14			87					
12-May-16	Fine	Moderate	10:23	7.7	Surface	1.0	0.3	237	24.9	24.9	7.9	7.9	14.3	14.3	81.8	81.8	6.3	6.2	6.0	5.4	5.5	8.2	3	4	7	72	73	81	N/A	N/A	N/A
						1.0	0.3	257	24.9		7.9		14.4		81.7		6.2			5.5			4			74					
					Middle	3.9	0.4	260	24.2	24.2	8.0	8.0	19.8	19.8	78.1	78.1	5.9	5.8		7.5	7.9		6	6		81	82				
						3.9	0.4	282	24.2		8.0		19.9		78.0		5.8			8.2			6			83					
					Bottom	6.7	0.4	256	23.9	23.9	8.0	7.9	21.9	21.9	78.5	78.8	5.8	5.9	5.9	11.2	11.3		9	10		89	90				
						6.7	0.4	274	23.9		7.9		21.9		79.1		5.9			11.3			11			90					
14-May-16	Cloudy	Moderate	12:01	7.6	Surface	1.0	0.5	257	24.7	24.7	8.0	8.0	16.5	16.5	92.5	92.5	7.0	7.0	6.8	3.4	3.4	4.5	3	3	4	74	74	79	N/A	N/A	N/A
						1.0	0.5	263	24.7		8.0		16.5		92.4		7.0			3.4			2			75					
					Middle	3.8	0.3	274	24.3	24.3	8.0	8.0	18.6	18.6	87.6	87.6	6.6	6.6		3.7	3.7		2	2		78	77				
						3.8	0.3	301	24.3		8.0		18.6		87.5		6.6			3.7			2			76					
					Bottom	6.6	0.4	270	23.6	23.6	8.0	8.0	23.7	23.7	79.5	79.5	5.9	5.9	5.9	6.5	6.5		8	8		87	85				
						6.6	0.4	270	23.6		8.0		23.7		79.5		5.9			6.5			7			84					
19-Jul-16	Cloudy	Rough	19:00	7.0	Surface	1.0	0.5	122	27.2	27.0	8.1	8.1	18.8	19.0	81.6	79.8	5.8	5.7	5.4	8.3	8.6	11.0	7	7	8	76	74	78	N/A	N/A	N/A
						1.0	0.5	132	26.9		8.1		19.1		77.9		5.6			8.9			6			73					
					Middle	3.5	0.4	109	26.2	26.2	8.0	8.0	22.6	22.5	72.7	72.8	5.2	5.2		11.7	11.8		8	8		76	76				
						3.5	0.4	109	26.2		8.0		22.5		72.9		5.2			11.8			8			77					
					Bottom	6.0	0.6	147	26.1	26.1	8.0	8.0	23.0	23.0	75.3	76.3	5.4	5.4	5.4	12.9	12.8		10	10		82	84				
						6.0	0.6	148	26.1		8.0		23.0		77.2		5.5			12.6			10			85					
22-Jul-16	Fine	Moderate	20:46	6.9	Surface	1.0	0.6	113	27.7	27.7	7.9	7.9	16.6	16.6	87.2	87.2	6.3	6.3	6.0	6.5	6.5	7.5	8	8	9	71	69	78	N/A	N/A	N/A
						1.0	0.6	123	27.7		7.9		16.6		87.2		6.3			6.5			7			68					
					Middle	3.5	0.6	112	27.4	27.3	7.9	7.9	19.3	19.4	81.4	81.4	5.8	5.8		8.3	8.4		9	9		80	79				
						3.5	0.6	119	27.3		7.9		19.4		81.3		5.8			8.4			8			77					
					Bottom	5.9	0.7	100	26.3	26.3	7.8	7.8	22.9	22.9	85.2	85.4	6.0	6.1	6.1	7.8	7.6		10	10		87	87				
						5.9	0.7	103	26.4		7.8		22.9		85.5		6.1			7.4			10			87					
24-Jul-16	Sunny	Moderate	09:42	8.1	Surface	1.0	0.3	164	27.3	27.3	7.8	7.8	19.6	19.6	91.0	91.0	6.5	6.5	5.6	2.7	2.7	9.4	5	5	12	89	89	88	N/A	N/A	N/A
						1.0	0.3	176	27.3		7.8		19.6		91.0		6.5			2.7			5			90					
					Middle	4.1	0.3	228	25.9	25.9	7.7	7.7	23.8	23.8	66.5	66.5	4.7	4.7		8.2	8.2		8	8		85	85				
						4.1	0.3	229	25.9		7.7		23.7		66.5		4.7			8.2			7			85					
					Bottom	7.1	0.3	132	25.4	25.4	7.7	7.7	24.8	24.8	57.7	57.9	4.1	4.1	4.1	17.4	17.4		24	25		90	88				
						7.1	0.3	133	25.4		7.7		24.8		58.0		4.1			17.4			25			87					
26-Jul-16	Sunny	Moderate	11:45	7.5	Surface	1.0	0.6	291	27.6	27.6	7.9	7.9	20.8	20.8	97.9	97.9	6.9	6.9	5.6	3.0	3.0	17.6	4	4	9	86	86	90	N/A	N/A	N/A
						1.0	0.6	304	27.6		7.9		20.8		97.9		6.9			3.0			4			87					
					Middle	3.8	0.5	288	25.7	25.7	7.7	7.7	24.3	24.3	60.7	60.7	4.3	4.3		18.5	18.6		5	6		91	91				
						3.8	0.6	298	25.7		7.7		24.3		60.7		4.3			18.7			6			90					
					Bottom	6.5	0.5	287	25.7	25.7	7.7	7.7	24.4	24.4	60.1	60.2	4.3	4.3	4.3	31.6	31.1		17	16		93	94				
						6.5	0.6	292	25.7		7.7		24.4		60.2		4.3			30.6			15			94					
28-Jul-16	Fine	Moderate	08:31	9.2	Surface	1.0	0.8	131	27.3	27.3	7.8	7.8	19.8	19.8	88.6	88.6	6.3	6.3	5.7	4.0	4.0	9.1	3	4	4	87	86	89	N/A	N/A	N/A
						1.0	0.8	141	27.3		7.8		19.8		88.6		6.3			4.0			4			86					
					Middle	4.6	0.5	114	25.6	25.6	7.8	7.8	25.2	25.2	71.2	71.2	5.0	5.0		9.8	9.8		4	4		89	90				
						4.6	0.6	123	25.6		7.8		25.2		71.2		5.1			9.8			3			90					
					Bottom	8.2	0.5	133	25.3	25.3	7.8	7.8	25.7	25.7	68.9	69.0	4.9	4.9	4.9	13.4	13.4		4	4		90	91				
						8.2	0.5	134	25.3		7.8		25.7		69.0		4.9			13.3			3			91					
30-Jul-16	Cloudy	Moderate	16:31	6.6	Surface	1.0	0.3	205	28.0	28.0	8.0	8.0	19.8	19.8	107.5	107.5	7.5	7.5	6.9	4.2	4.2	7.9	5	5	5	82	83	89	N/A	N/A	N/A
						1.0	0.3	224	28.0		8.0		19.8		107.4		7.5			4.2			5			83					
					Middle	3.3	0.3	246	26.6	26.6	7.8	7.8	23.5	23.5	88.5	88.5	6.2	6.2		4.5	4.5		5	5		90	90				
						3.3	0.4	246	26.6		7.8		23.5		88.5		6.2			4.5			5			91					
					Bottom	5.6	0.3	247	25.7	25.7	7.7	7.7	26.3	26.3	74.1	74.2	5.2	5.2	5.2	15.0	15.1		4	4		92	93				
						5.6	0.3	270	25.7		7.7		26.3		74.3		5.2			15.1			4			93					

Remarks: DA: Depth-Averaged
Calm: Small or no wave; Moderate: Between calm and rough; Rough : White capped or rougher

Expansion of Hong Kong International Airport into a Three-Runway System
Baseline Water Quality Monitoring
Water Quality Monitoring Results at IM10 during Mid-Flood Tide

Date	Weather Condition	Sea Condition	Sampling Time	Water Depth (m)	Sampling Depth (m)	Ammonia as N (mg/L) Value	Ammonia as N (mg/L) Average	Ammonia as N (mg/L) DA	Unionized Ammonia as N Value	Unionized Ammonia as N Average	Unionized Ammonia as N DA	Nitrite as N (mg/L) Value	Nitrite as N (mg/L) Average	Nitrite as N (mg/L) DA	Nitrate as N (mg/L) Value	Nitrate as N (mg/L) Average	Nitrate as N (mg/L) DA	Total Kjeldahl Nitrogen as N (mg/L) Value	Total Kjeldahl Nitrogen as N (mg/L) Average	Total Kjeldahl Nitrogen as N (mg/L) DA	Total Phosphorus as P (mg/L) Value	Total Phosphorus as P (mg/L) Average	Total Phosphorus as P (mg/L) DA	Reactive Phosphorus as P (mg/L) Value	Reactive Phosphorus as P (mg/L) Average	Reactive Phosphorus as P (mg/L) DA	Arsenic (µg/L) Value	Arsenic (µg/L) Average	Arsenic (µg/L) DA	Cadmium (µg/L) Value	Cadmium (µg/L) Average	Cadmium (µg/L) DA	Chromium (µg/L) Value	Chromium (µg/L) Average	Chromium (µg/L) DA	Copper (µg/L) Value	Copper (µg/L) Average	Copper (µg/L) DA	Lead (µg/L) Value	Lead (µg/L) Average	Lead (µg/L) DA	Nickel (µg/L) Value	Nickel (µg/L) Average	Nickel (µg/L) DA	Silver (µg/L) Value	Silver (µg/L) Average	Silver (µg/L) DA	Zinc (µg/L) Value	Zinc (µg/L) Average	Zinc (µg/L) DA	Mercury (µg/L) Value	Mercury (µg/L) Average	Mercury (µg/L) DA
3-May-16	Cloudy	Moderate	15:24	7.7	Surface	1.0	0.15	0.15	<0.01	<0.01	<0.01	0.11	0.1	0.1	1.23	1.2	1.1	0.60	0.6	0.6	0.04	0.05	0.04	0.04	0.04	0.03	3	3	2	<0.1	<0.1	<0.1	<0.2	<0.2	<0.2	0.9	0.9	1.0	<0.2	<0.2	<0.2	1.7	1.8	1.8	<0.1	<0.1	<0.1	<1	1.0	1.8	<0.05	<0.05	<0.05
						1.0	0.15		<0.01			0.11			1.22			0.60			0.05			0.04			3			<0.1			<0.2			0.8			<0.2			1.8			<0.1			1.0			<0.05		
					Middle	3.9	0.13	0.14	<0.01			0.09			1.08			0.70			0.04			0.03			2			<0.1			<0.2			1.0			<0.2			2.0			<0.1			1.0			<0.05		
						3.9	0.14		<0.01			0.09			1.08			0.60			0.04			0.03			2			<0.1			<0.2			1.1			<0.2			2.0			<0.1			2.0			<0.05		
					Bottom	6.7	0.14	0.14	<0.01			0.07			0.86			0.40			0.03			0.03			2			<0.1			<0.2			1.1			<0.2			1.5			<0.1			2.0			<0.05		
						6.7	0.14		<0.01			0.07			0.84	0.9		0.50	0.5		0.03	0.03		0.03	0.03		2	2		<0.1	<0.1		<0.2	<0.2		1.1	1.1		<0.2	<0.2		1.9	1.7		<0.1	<0.1		4.0	3.0		<0.05	<0.05	
5-May-16	Cloudy	Moderate	17:21	7.0	Surface	1.0	0.21	0.20	<0.01	<0.01	<0.01	0.10	0.1	0.1	1.06	1.1	0.9	0.60	0.6	0.4	0.06	0.06	0.05	0.04	0.04	0.04	3	3	3	<0.1	<0.1	<0.1	<0.2	<0.2	<0.2	1.5	1.3	1.2	<0.2	<0.2	<0.2	1.8	1.8	1.5	<0.1	<0.1	<0.1	1.0	1.5	1.5	<0.05	<0.05	<0.05
						1.0	0.19		<0.01			0.10			1.06			0.50			0.06			0.04			3			<0.1			<0.2			1.1			<0.2			1.8			<0.1			2.0			<0.05		
					Middle	3.5	0.18	0.18	<0.01			0.07			0.86			0.40			0.05			0.04			3			<0.1			<0.2			1.4			<0.2			1.4			<0.1			2.0			<0.05		
						3.5	0.18		<0.01			0.08			0.84			0.40			0.05			0.04			3			<0.1			<0.2			1.2			<0.2			1.6			<0.1			1.0			<0.05		
					Bottom	6.0	0.16	0.16	<0.01			0.07			0.79	0.8		0.50	0.5		0.04	0.04		0.03	0.03		3	3		<0.1	<0.1		<0.2	<0.2		1.1	1.0		<0.2	<0.2		1.1	1.2		<0.1	<0.1		2.0	1.5		<0.05	<0.05	
						6.0	0.16		<0.01			0.07			0.79			0.40			0.04			0.03			2			<0.1			<0.2			0.9			<0.2			1.2			<0.1			<1			<0.05		
7-May-16	Cloudy	Moderate	19:14	7.3	Surface	1.0	0.22	0.22	<0.01	<0.01	<0.01	0.11	0.1	0.1	1.09	1.1	0.9	0.20	0.3	0.3	0.06	0.06	0.07	0.04	0.04	0.04	4	4	4	<0.1	<0.1	<0.1	<0.2	<0.2	<0.2	1.3	1.3	1.3	<0.2	<0.2	<0.2	2.8	2.8	2.4	<0.1	<0.1	<0.1	4.0	4.5	3.3	<0.05	<0.05	<0.05
						1.0	0.22		<0.01			0.11			1.03			0.30			0.06			0.04			4			<0.1			<0.2			1.3			<0.2			2.7			<0.1			5.0			<0.05		
					Middle	3.7	0.20	0.21	<0.01			0.07			0.84	0.8		0.30	0.3		0.11	0.10		0.04	0.04		3	3		<0.1	<0.1		<0.2	<0.2		1.4	1.4		<0.2	<0.2		2.1	2.1		<0.1	<0.1		3.0	3.0		<0.05	<0.05	
						3.7	0.22		0.01			0.07			0.79			0.30			0.09			0.04			3			<0.1			<0.2			1.4			<0.2			2.0			<0.1			3.0			<0.05		
					Bottom	6.3	0.21	0.21	<0.01			0.09			0.93	0.9		0.20	0.3		0.06	0.06		0.04	0.04		3	4		<0.1	<0.1		<0.2	<0.2		1.3	1.2		<0.2	<0.2		2.3	2.4		<0.1	<0.1		2.0	2.5		<0.05	<0.05	
						6.3	0.21		<0.01			0.09			0.91			0.30			0.06			0.04			4			<0.1			<0.2			1.1			<0.2			2.4			<0.1			3.0			<0.05		
10-May-16	Cloudy	Moderate	09:00	7.9	Surface	1.0	0.13	0.13	<0.01	<0.01	<0.01	0.10	0.1	0.1	1.29	1.3	1.2	0.60	0.6	0.6	0.06	0.06	0.06	0.04	0.04	0.04	3	4	3	<0.1	<0.1	<0.1	<0.2	<0.2	<0.2	1.8	1.8	0.9	<0.2	<0.2	<0.2	3.3	3.5	3.2	<0.1	<0.1	<0.1	19.0	16.0	7.3	<0.05	<0.05	<0.05
						1.0	0.12		<0.01			0.11			1.24			0.60			0.06			0.04			4			<0.1			<0.2			1.8			<0.2			3.7			<0.1			13.0			<0.05		
					Middle	4.0	0.13	0.13	<0.01			0.10			1.17			0.60			0.06			0.04			3			<0.1			<0.2			0.5			<0.2			3.1			<0.1			<1			<0.05		
						4.0	0.13		<0.01			0.10			1.17			0.60			0.05			0.04			3			<0.1			<0.2			0.6			<0.2			2.9			<0.1			3.0			<0.05		
					Bottom	6.9	0.14	0.14	<0.01			0.09			1.09	1.1		0.70	0.7		0.05	0.06		0.04	0.04		3	4		<0.1	<0.1		<0.2	<0.2		0.5	0.5		<0.2	<0.2		2.9	3.0		<0.1	<0.1		4.0	4.0		<0.05	<0.05	
						6.9	0.14		<0.01			0.10			1.09			0.60			0.06			0.04			4			<0.1			<0.2			0.4			<0.2			3.1			<0.1			4.0			<0.05		
12-May-16	Fine	Moderate	10:23	7.7	Surface	1.0	0.12	0.12	<0.01	<0.01	<0.01	0.07	0.1	0.1	1.19	1.2	0.9	0.70	0.7	0.6	0.06	0.06	0.05	0.04	0.04	0.03	3	3	2	<0.1	<0.1	<0.1	<0.2	<0.2	<0.2	1.2	1.2	1.0	<0.2	<0.2	<0.2	3.8	3.7	3.2	<0.1	<0.1	<0.1	2.0	2.0	1.8	<0.05	<0.05	<0.05
						1.0	0.12		<0.01			0.08			1.26			0.70			0.06			0.04			3			<0.1			<0.2			1.2			<0.2			3.5			<0.1			2.0			<0.05		
					Middle	3.9	0.10	0.11	<0.01			0.07			0.83	0.8		0.70	0.7		0.04	0.04		0.03	0.03		2	2		<0.1	<0.1		<0.2	<0.2		0.9	0.9		<0.2	<0.2		2.9	3.1		<0.1	<0.1		2.0	1.5		<0.05	<0.05	
						3.9	0.11		<0.01			0.06			0.84			0.60			0.04			0.03			2			<0.1			0.30			0.9			<0.2			3.2			<0.1			1.0			<0.05		
					Bottom	6.7	0.10	0.10	<0.01			0.06			0.73	0.7		0.50	0.5		0.04	0.04		0.03	0.03		2	2		<0.1	<0.1		<0.2	<0.2		0.8	0.9		<0.2	<0.2		2.6	2.8		<0.1	<0.1		3.0	2.0		<0.05	<0.05	
						6.7	0.09		<0.01			0.06			0.73			0.50			0.04			0.03			2			<0.1			<0.2			0.9			<0.2			2.9			<0.1			<1			<0.05		
14-May-16	Cloudy	Moderate	12:01	7.6	Surface	1.0	0.12	0.12	<0.01	<0.01	<0.01	0.08	0.1	0.1	1.05	1.0	0.8	0.60	0.6	0.4	0.04	0.04	0.03	0.04	0.04	0.03	4	4	4	<0.1	<0.1	<0.1	<0.2	<0.2	<0.2	1.0	0.9	0.6	<0.2	<0.2	<0.2	3.2	3.2	2.6	<0.1	<0.1	<0.1	6.0	6.0	2.8	<0.05	<0.05	<0.05
						1.0	0.12		<0.01			0.08			1.04			0.50			0.04			0.04			4			<0.1			<0.2			0.8			<0.2			3.2			<0.1			6.0			<0.05		
					Middle	3.8	0.09	0.09	<0.01	<0.01		0.06			0.83			0.40			0.03			0.03			3			<0.1			<0.2			0.6			<0.2			2.6			<0.1			1.0			<0.05		
						3.8	0.09		<0.01			0.06			0.85			0.40			0.03			0.03			4			<0.1			<0.2			0.7			<0.2			2.6			<0.1			2.0			<0.05		
					Bottom	6.6	0.06	0.07	<0.01	<0.01		0.05			0.60	0.6		0.40	0.4		0.03	0.03		0.02	0.02		4	4		<0.1	<0.1		<0.2	<0.2		0.3	0.3		<0.2	<0.2		2.0	2.0		<0.1	<0.1		<1	1.0		<0.05	<0.05	
						6.6	0.07		<0.01			0.05			0.60			0.30			0.02			0.02			3			<0.1			<0.2			0.3			<0.2			1.9			<0.1			<1			<0.05		
19-Jul-16	Cloudy	Rough	19:00	7.0	Surface	1.0	0.01	0.01	<0.01	<0.01	<0.01	0.14	0.1	0.1	1.07	1.1	1.0	0.70	0.7	0.6	0.06	0.06	0.05	0.02	0.02	0.03	2	2	3	<0.1	<0.1	<0.1	<0.2	<0.2	<0.2	0.8	0.8	0.7	<0.2	<0.2	<0.2	1.3	1.4	1.2	<0.1	<0.1	<0.1	2.0	2.0	1.5	<0.05	<0.05	<0.05
						1.0	<0.01		<0.01			0.14			1.06			0.70			0.05			0.02			2			<0.1			<0.2			0.8			<0.2			1.5			<0.1			2.0			<0.05		
					Middle	3.5	0.02	0.02	<0.01	<0.01		0.11			0.92	0.9		0.50	0.6		0.05	0.05		0.04	0.03		2	3		<0.1	<0.1		<0.2	<0.2		0.5	0.6		<0.2	<0.2		0.9	1.0		<0.1	<0.1		2.0	1.5		<0.05	<0.05	
						3.5	0.02		<0.01			0.11			0.91			0.60			0.05			0.02			3			<0.1			<0.2			0.6			<0.2			1.1			<0.1			1.0			<0.05		
					Bottom	6.0	0.03	0.03	<0.01	<0.01		0.11			0.91	0.9		0.60	0.6		0.05	0.06		0.03	0.03		3	3		<0.1	<0.1		<0.2	<0.2		0.6	0.7		<0.2	<0.2		1.3	1.3		<0.1	<0.1		<1	1.0		<0.05	<0.05	
						6.0	0.02		<0.01			0.12			0.90			0.60			0.06			0.03			3			<0.1			<0.2			0.7			<0.2			1.3			<0.1			1.0			<0.05		
22-Jul-16	Fine	Moderate	20:46	6.9	Surface	1.0	0.09	0.09	<0.01	<0.01	<0.01	0.13	0.1	0.1	0.98	1.0	0.9	0.40	0.5	0.5	0.06	0.06	0.06	0.05	0.05	0.04	3	3	3	<0.1	<0.1	<0.1	<0.2	<0.2	<0.2	1.8	1.7	1.4	<0.2	<0.2	<0.2	2.6	2.7	2.2	<0.1	<0.1	<0.1	8.0	4.5	4.8	<0.05	<0.05	<0.05
						1.0	0.09		<0.01			0.13			0.98			0.50			0.06			0.04			3			<0.1			<0.2			1.6			<0.2			2.7			<0.1			1.0			<0.05		
					Middle	3.5	0.06	0.06	<0.01	<0.01		0.11			0.88	0.9		0.40	0.5		0.06	0.07		0.03	0.03		3	3		<0.1	<0.1		<0.2	<0.2		1.3	1.5		<0.2	<0.2		2.0	2.2		<0.1	<0.1		5.0	4.0		<0.05	<0.05	
						3.5	0.06		<0.01			0.10			0.86			0.60			0.07			0.03			3			<0.1			<0.2			1.6			<0.2			2.3			<0.1			3.0			<0.05		
					Bottom	5.9	0.06	0.06	<0.01	<0.01		0.09			0.76	0.8		0.40	0.4		0.05	0.05		0.03	0.03		3	3		<0.1	<0.1		<0.2	<0.2		1.2	1.2		<0.2	<0.2		2.2	2.3		<0.1	<0.1		3.0	6.0		<0.05	<0.05	
						5.9	0.06		<0.01			0.09			0.76			0.40			0.05			0.03			3			<0.1			<0.2			1.1			<0.2			2.3			<0.1			9.0			<0.05		
24-Jul-16	Sunny	Moderate	09:42	8.1	Surface	1.0	<0.01	0.01	<0.01	<0.01	<0.01	0.10	0.1	0.1	0.87	0.9	0.7	0.40	0.5	0.4	0.05	0.05	0.04	0.02	0.02	0.01	2	2	2	<0.1	<0.1	<0.1	<0.2	<0.2	<0.2	1.2	1.2	1.0	<0.2	<0.2	<0.2	1.9	1.9	1.5	<0.1	<0.1	<0.1	<1	2.0	2.3	<0.05	<0.05	<0.05
						1.0	<0.01		<0.01			0.10			0.85			0.50			0.05			0.01			2			<0.1			<0.2			1.1			<0.2			1.9			<0.1			3.0			<0.05		
					Middle	4.1	<0.01	0.01	<0.01	<0.01		0.07			0.68	0.7		0.40	0.4		0.04	0.04		<0.01	0.01		2	2		<0.1	<0.1		<0.2	<0.2		0.9	0.9		<0.2	<0.2		1.4	1.5		<0.1	<0.1		3.0	2.0		<0.05	<0.05	
						4.1	<0.01		<0.01			0.07			0.67			0.40			0.04			<0.01			2			<0.1			<0.2			0.9			<0.2			1.5			<0.1			1.0			<0.05		
					Bottom	7.1	0.03	0.03	<0.01	<0.01		0.07	0.1		0.59	0.6		0.40	0.4		0.04	0.05		0.01	0.01		2	2		<0.1	<0.1		<0.2	<0.2		0.8	0.9		<0.2	<0.2		1.0	1.2		<0.1	<0.1		2.0	3.0		<0.05	<0.05	
						7.1	0.03		<0.01			0.06			0.61			0.40			0.05			0.01			2			<0.1			<0.2			1.0			<0.2			1.3			<0.1			4.0			<0.05		
26-Jul-16	Sunny	Moderate	11:45	7.5	Surface	1.0	0.02	0.02	<0.01	<0.01	<0.01	0.08	0.1	0.1	0.85	0.9	0.8	<0.1	<0.1	<0.1	0.05	0.05	0.05	0.02	0.02	0.02	3	3	3	<0.1	<0.1	<0.1	<0.2	<0.2	<0.2	1.0	1.1	1.1	<0.2	<0.2	<0.2	2.0	2.0	1.8	<0.1	<0.1	<0.1	<1	1.0	1.0	<0.05	<0.05	<0.05
						1.0	<0.01		<0.01			0.08			0.86			<0.1			0.05			0.02			3			<0.1			<0.2			1.1			<0.2			2.0			<0.1			<1			<0.05		
					Middle	3.8	<0.01	0.01	<0.01	<0.01		0.08	0.1		0.79	0.8		0.10	0.2		0.05	0.05		0.02	0.02		3	3		<0.1	<0.1		<0.2	<0.2		1.1	1.3		<0.2	<0.2		1.9	1.9		<0.1	<0.1		<1	1.0		<0.05	<0.05	
						3.8	0.01		<0.01			0.08			0.80			0.20			0.05			0.02			3			<0.1			<0.2			1.4			<0.2			1.9			<0.1			<1			<0.05		
					Bottom	6.5	0.04	0.04	<0.01	<0.01		0.06	0.1		0.68	0.7		<0.1	<0.1		0.05	0.05		0.02	0.03		3	3		<0.1	<0.1		<0.2	<0.2		1.0	1.0		<0.2	<0.2		1.3	1.4		<0.1	<0.1		<1	1.0		<0.05	<0.05	
						6.5	0.04		<0.01			0.07			0.71			<0.1			0.05			0.03			2			<0.1			<0.2			0.9			<0.2			1.5			<0.1			<1			<0.05		
28-Jul-16	Fine	Moderate	08:31	9.2	Surface	1.0	<0.01	0.01	<0.01	<0.01	<0.01	0.07	0.1	0.1	1.14	1.1	1.1	0.30	0.3	0.3	0.06	0.06	0.06	0.01	0.02	0.02	2	2	2	<0.1	<0.1	<0.1	<0.2	<0.2	<0.2	1.2	1.1	1.3	<0.2	<0.2	<0.2	1.6	1.7	1.6	<0.1	<0.1	<0.1	<1	1.5	1.3	<0.05	<0.05	<0.05
						1.0	<0.01		<0.01			0.07			1.14			0.30			0.05			0.02			2			<0.1			<0.2			1.0			<0.2			1.7			<0.1			2.0			<0.05		
					Middle	4.6	<0.01	0.01	<0.01	<0.01		0.07	0.1		1.11	1.1		0.20	0.2		0.05	0.06		0.02	0.02		2	2		<0.1	<0.1		<0.2	<0.2		1.1	1.2		<0.2	<0.2		1.5	1.6		<0.1	<0.1		<1	1.5		<0.05	<0.05	
						4.6	<0.01		<0.01			0.07			1.11			0.20			0.06			0.02			2			<0.1			<0.2			1.3			<0.2			1.7			<0.1			2.0			<0.05		
					Bottom	8.2	0.02	0.02	<0.01	<0.01		0.07	0.1		1.07	1.1		0.30	0.3		0.06	0.07		0.02	0.02		3	3		<0.1	<0.1		<0.2	<0.2		1.6	1.5		<0.2	<0.2		1.6	1.5		<0.1	<0.1		<1	1.0		<0.05	<0.05	
						8.2	<0.01		<0.01			0.07			1.09			0.30			0.07			0.02			2			<0.1			<0.2			1.4			<0.2			1.4			<0.1			1.0			<0.05		
30-Jul-16	Cloudy	Moderate	16:31	6.6	Surface	1.0	0.08	0.08	<0.01	<0.01	<0.01	0.05	0.1	0.1	0.81	0.8	0.8	0.50	0.6	0.6	0.04	0.05	0.04	0.03	0.03	0.02	3	3	3	<0.1	<0.1	<0.1	<0.2	<0.2	<0.2	0.9	1.0	0.9	<0.2	<0.2	<0.2	3.3	3.4	3.0	<0.1	<0.1	<0.1	3.0	2.0	1.5	<0.05	<0.05	<0.05
						1.0	0.08		<0.01			0.05			0.80			0.60			0.05			0.02			2			<0.1			<0.2			1.0			<0.2			3.5			<0.1			<1			<0.05		
					Middle	3.3	0.07	0.08	<0.01	<0.01		0.05	0.1		0.76	0.8		0.60	0.6		0.04	0.04		0.02	0.03		2	3		<0.1	<0.1		<0.2	<0.2		1.0	1.0		<0.2	<0.2		2.9	2.9		<0.1	<0.1		2.0	1.5		<0.05	<0.05	
						3.3	0.08		<0.01			0.05			0.77			0.60			0.04			0.03			3			<0.1			<0.2			1.0			<0.2			2.9			<0.1			<1			<0.05		
					Bottom	5.6	0.08	0.08	<0.01	<0.01		0.05	0.1		0.71	0.7		0.60	0.6		0.05	0.05		0.02	0.02		3	3		<0.1	<0.1		<0.2	<0.2		0.7	0.8		<0.2	<0.2		2.5	2.7		<0.1	<0.1		<1	1.0		<0.05	<0.05	
						5.6	0.07		<0.01			0.05			0.71			0.50			0.04			0.02			3			<0.1			<0.2			0.8			<0.2			2.9			<0.1			<1			<0.05		

Remarks: DA: Depth-Averaged
Calm: Small or no wave; Moderate: Between calm and rough; Rough : White capped or rougher

Expansion of Hong Kong International Airport into a Three-Runway System
Baseline Water Quality Monitoring
Water Quality Monitoring Results at IM11 during Mid-Ebb Tide

Date	Weather Condition	Sea Condition	Sampling Time	Water Depth (m)	Sampling Depth (m)		Current Speed (m/s)	Current Direction	Water Temperature (ºC)		pH		Salinity (ppt)		DO Saturation (%)		Dissolved Oxygen (mg/L)			Turbidity(NTU)			Suspended Solids (mg/L)			Total Alkalinity (ppm)			Observed construction activities		Other Observations
									Value	Average	Value	Average	Value	Average	Value	Average	Value	Average	DA	Value	Average	DA	Value	Average	DA	Value	Average	DA	<100m from location	>100m from location	
3-May-16	Cloudy	Moderate	10:47	8.4	Surface	1.0	0.6	140	24.5	24.5	8.0	8.0	13.5	13.5	94.1	94.0	7.3	7.3	6.8	4.4	4.4	6.1	7	8	8	73	72	85	N/A	N/A	N/A
						1.0	0.6	152	24.5		8.0		13.5		94.0		7.3			4.4			8			72				
					Middle	4.2	0.6	140	22.4	22.4	8.1	8.1	21.5	21.5	84.2	84.2	6.4	6.4		6.5	6.5		8	8		91	90				
						4.2	0.6	141	22.4		8.1		21.4		84.2		6.4			6.5			7			88				
					Bottom	7.4	0.5	89	22.3	22.3	8.1	8.1	22.4	22.4	85.8	85.8	6.5	6.5	6.5	7.4	7.3		8	9		92	92				
						7.4	0.6	96	22.3		8.1		22.4		85.8		6.5			7.3			9			91				
5-May-16	Cloudy	Moderate	12:05	8.1	Surface	1.0	0.8	115	23.7	23.7	8.1	8.1	19.4	19.4	86.3	86.3	6.5	6.5	6.4	4.4	4.4	8.9	4	4	7	73	74	84	N/A	N/A	N/A
						1.0	0.9	126	23.7		8.1		19.4		86.3		6.5			4.4			4			74				
					Middle	4.1	0.8	108	22.9	22.9	8.1	8.1	22.4	22.4	83.5	83.5	6.3	6.3		8.1	8.1		6	7		87	88				
						4.1	0.8	110	22.9		8.1		22.4		83.5		6.3			8.1			8			88				
					Bottom	7.1	0.7	104	22.8	22.8	8.1	8.1	23.5	23.5	85.5	85.5	6.4	6.4	6.4	14.4	14.3		11	11		91	91				
						7.1	0.8	106	22.8		8.1		23.5		85.5		6.4			14.3			10			92				
7-May-16	Cloudy	Moderate	13:29	8.2	Surface	1.0	0.8	122	25.3	25.3	8.0	8.0	17.5	17.5	88.0	88.0	6.5	6.5	6.4	5.3	5.3	16.0	5	5	13	85	84	96	N/A	N/A	N/A
						1.0	0.8	126	25.3		8.0		17.5		88.0		6.5			5.3			5			82				
					Middle	4.1	0.7	118	23.8	23.8	8.1	8.1	21.6	21.6	84.4	84.4	6.3	6.3		15.6	15.4		10	10		99	100				
						4.1	0.7	119	23.8		8.1		21.6		84.4		6.3			15.3			10			100				
					Bottom	7.2	0.7	112	23.8	23.8	8.1	8.1	22.5	22.5	86.5	86.5	6.4	6.4	6.4	27.2	27.2		24	25		106	104				
						7.2	0.7	119	23.8		8.1		22.5		86.5		6.4			27.2			25			103				
10-May-16	Cloudy	Moderate	15:03	8.8	Surface	1.0	0.7	121	24.9	24.9	7.9	7.9	13.7	13.7	81.8	81.8	6.3	6.3	6.1	7.4	7.4	21.9	4	4	14	76	77	81	N/A	N/A	N/A
						1.0	0.7	124	24.9		7.9		13.7		81.8		6.3			7.4			4			77				
					Middle	4.4	0.7	101	24.5	24.5	8.0	8.0	18.8	18.8	79.9	79.9	6.0	6.0		13.4	13.4		9	9		81	81				
						4.4	0.7	105	24.5		8.0		18.8		79.9		6.0			13.4			9			81				
					Bottom	7.8	0.6	89	24.4	24.4	8.0	8.0	20.4	20.3	81.5	81.5	6.1	6.1	6.1	45.3	45.0		28	28		85	85				
						7.8	0.6	92	24.4		8.0		20.3		81.5		6.1			44.7			27			85				
12-May-16	Cloudy	Moderate	16:37	7.9	Surface	1.0	0.2	129	24.6	24.6	8.0	8.0	20.2	20.2	85.4	85.4	6.3	6.3	6.1	4.5	4.5	6.5	5	5	7	74	76	85	N/A	N/A	N/A
						1.0	0.2	129	24.6		8.0		20.2		85.4		6.3			4.5			4			78				
					Middle	4.0	0.3	80	24.0	23.9	8.0	8.0	22.3	22.3	78.7	78.8	5.8	5.8		6.5	6.7		7	6		86	87				
						4.0	0.3	83	23.9		8.0		22.3		78.8		5.8			6.9			5			88				
					Bottom	6.9	0.4	72	23.7	23.7	8.0	8.0	23.8	23.9	80.3	80.9	5.9	6.0	6.0	8.3	8.3		10	10		91	93				
						6.9	0.4	77	23.7		8.0		23.9		81.5		6.0			8.2			9			95				
14-May-16	Cloudy	Moderate	08:03	8.2	Surface	1.0	0.9	133	24.2	24.2	8.0	8.0	19.9	19.9	85.9	85.9	6.4	6.4	6.2	3.7	3.7	6.6	4	4	5	73	75	80	N/A	N/A	N/A
						1.0	0.9	136	24.2		8.0		19.9		85.9		6.4			3.7			4			76				
					Middle	4.1	0.3	88	23.8	23.8	8.0	8.0	22.3	22.3	80.3	80.3	6.0	6.0		6.7	6.8		6	6		80	79				
						4.1	0.3	96	23.8		8.0		22.3		80.3		6.0			6.8			5			78				
					Bottom	7.2	0.5	80	23.7	23.7	8.0	8.0	23.2	23.2	80.9	80.9	6.0	6.0	6.0	9.3	9.3		6	6		87	86				
						7.2	0.5	87	23.7		8.0		23.2		80.9		6.0			9.3			5			84				
19-Jul-16	Sunny	Rough	12:51	8.1	Surface	1.0	0.5	283	27.3	27.2	8.2	8.2	17.7	17.7	89.0	87.8	6.4	6.3	5.8	5.2	5.3	8.5	8	8	8	85	83	87	N/A	N/A	N/A
						1.0	0.6	310	27.2		8.2		17.7		86.5		6.2			5.3			8			82				
					Middle	4.1	0.8	285	26.4	26.4	8.1	8.1	20.8	20.8	73.3	73.3	5.3	5.2		6.5	6.6		7	7		85	86				
						4.1	0.8	302	26.4		8.1		20.8		73.2		5.2			6.6			7			86				
					Bottom	7.1	0.6	284	25.1	25.1	8.0	8.0	25.9	25.9	67.6	69.8	4.8	5.0	5.0	13.8	13.6		8	8		88	92				
						7.1	0.6	310	25.1		8.0		25.9		71.9		5.1			13.3			8			96				
22-Jul-16	Sunny	Moderate	14:44	6.3	Surface	1.0	0.6	117	27.5	27.5	7.9	7.9	18.7	18.7	85.4	85.3	6.1	6.1	5.7	5.1	5.2	11.4	5	6	9	81	80	84	N/A	N/A	N/A
						1.0	0.6	125	27.5		7.9		18.7		85.2		6.1			5.2			6			79				
					Middle	3.2	0.4	99	26.3	26.3	7.8	7.8	21.2	21.2	75.7	75.8	5.4	5.4		14.0	14.2		8	9		85	85				
						3.2	0.5	101	26.3		7.8		21.2		75.8		5.4			14.3			9			85				
					Bottom	5.3	0.4	90	26.3	26.3	7.8	7.8	21.4	21.4	77.8	78.0	5.6	5.6	5.6	14.9	14.9		12	12		87	87				
						5.3	0.4	97	26.3		7.8		21.4		78.1		5.6			14.9			11			88				
24-Jul-16	Sunny	Moderate	15:17	8.4	Surface	1.0	0.2	182	28.3	28.3	7.8	7.8	18.1	18.2	92.0	92.1	6.5	6.5	6.1	2.9	2.9	4.3	5	6	7	85	85	86	N/A	N/A	N/A
						1.0	0.2	194	28.4		7.8		18.2		92.2		6.5			2.9			6			85				
					Middle	4.2	0.2	201	27.3	27.3	7.8	7.8	20.5	20.5	80.7	80.7	5.7	5.7		3.8	3.9		6	7		89	88				
						4.2	0.2	206	27.3		7.8		20.4		80.7		5.7			3.9			7			87				
					Bottom	7.4	0.2	228	26.7	26.7	7.7	7.7	21.9	21.8	74.0	74.1	5.2	5.2	5.2	6.1	6.1		8	9		84	85				
						7.4	0.2	250	26.7		7.7		21.8		74.1		5.3			6.0			9			85				
26-Jul-16	Sunny	Moderate	17:05	8.1	Surface	1.0	0.8	97	26.7	26.7	8.0	8.0	23.2	23.2	110.9	110.8	7.8	7.8	5.8	3.6	3.7	20.3	7	7	16	86	86	95	N/A	N/A	N/A
						1.0	0.8	98	26.7		8.0		23.2		110.7		7.8			3.7			7			87				
					Middle	4.1	0.6	94	24.4	24.4	7.7	7.7	28.0	28.0	52.7	52.8	3.8	3.8		21.7	21.8		16	17		98	98				
						4.1	0.7	96	24.4		7.7		28.0		52.8		3.8			21.8			18			99				
					Bottom	7.1	0.5	105	24.3	24.3	7.7	7.7	28.1	28.1	54.7	54.7	3.9	3.9	3.9	35.5	35.5		24	24		100	100				
						7.1	0.5	109	24.3		7.7		28.1		54.7		3.9			35.5			24			100				
28-Jul-16	Fine	Moderate	13:41	8.1	Surface	1.0	0.3	172	28.3	28.3	8.1	8.1	17.9	17.9	115.9	115.8	8.2	8.2	7.3	3.8	3.9	7.0	2	3	3	86	86	90	N/A	N/A	N/A
						1.0	0.4	187	28.3		8.1		17.9		115.7		8.2			3.9			3			86				
					Middle	4.1	0.4	251	27.0	26.9	7.9	7.9	20.3	20.4	91.5	91.5	6.5	6.5		6.3	6.3		3	3		90	91				
						4.1	0.4	255	26.9		7.9		20.4		91.5		6.5			6.3			3			91				
					Bottom	7.1	0.4	256	26.0	26.0	7.8	7.8	24.6	24.6	74.5	74.5	5.3	5.3	5.3	10.7	10.7		3	3		92	93				
						7.1	0.4	257	26.0		7.8		24.6		74.5		5.3			10.7			3			93				
30-Jul-16	Sunny	Moderate	10:23	7.0	Surface	1.0	0.6	129	27.2	27.2	8.0	8.0	20.4	20.7	105.2	105.2	7.5	7.4	6.4	3.2	3.2	5.9	3	4	7	86	87	90	N/A	N/A	N/A
						1.0	0.6	135	27.2		8.0		20.9		105.1		7.4			3.1			4			88				
					Middle	3.5	0.6	127	25.0	25.0	7.7	7.7	27.1	27.1	76.1	76.5	5.4	5.4		5.1	5.2		4	4		89	90				
						3.5	0.6	130	25.0		7.7		27.1		76.8		5.4			5.2			4			90				
					Bottom	6.0	0.5	105	24.5	24.5	7.6	7.6	28.1	28.1	52.4	52.4	3.7	3.7	3.7	9.5	9.5		12	13		92	92				
						6.0	0.5	112	24.5		7.6		28.1		52.4		3.7			9.5			13			93				

Remarks: DA: Depth-Averaged
Calm: Small or no wave; Moderate: Between calm and rough; Rough : White capped or rougher

Expansion of Hong Kong International Airport into a Three-Runway System
Baseline Water Quality Monitoring
Water Quality Monitoring Results at IM11 during Mid-Ebb Tide

Date	Weather Condition	Sea Condition	Sampling Time	Water Depth (m)	Sampling Depth (m)	Ammonia as N (mg/L) Value	Ammonia as N (mg/L) Average	Ammonia as N (mg/L) DA	Unionized Ammonia as N Value	Unionized Ammonia as N Average	Unionized Ammonia as N DA	Nitrite as N (mg/L) Value	Nitrite as N (mg/L) Average	Nitrite as N (mg/L) DA	Nitrate as N (mg/L) Value	Nitrate as N (mg/L) Average	Nitrate as N (mg/L) DA	Total Kjeldahl Nitrogen as N (mg/L) Value	Total Kjeldahl Nitrogen as N (mg/L) Average	Total Kjeldahl Nitrogen as N (mg/L) DA	Total Phosphorus as P (mg/L) Value	Total Phosphorus as P (mg/L) Average	Total Phosphorus as P (mg/L) DA	Reactive Phosphorus as P (mg/L) Value	Reactive Phosphorus as P (mg/L) Average	Reactive Phosphorus as P (mg/L) DA	Arsenic (µg/L) Value	Arsenic (µg/L) Average	Arsenic (µg/L) DA	Cadmium (µg/L) Value	Cadmium (µg/L) Average	Cadmium (µg/L) DA	Chromium (µg/L) Value	Chromium (µg/L) Average	Chromium (µg/L) DA	Copper (µg/L) Value	Copper (µg/L) Average	Copper (µg/L) DA	Lead (µg/L) Value	Lead (µg/L) Average	Lead (µg/L) DA	Nickel (µg/L) Value	Nickel (µg/L) Average	Nickel (µg/L) DA	Silver (µg/L) Value	Silver (µg/L) Average	Silver (µg/L) DA	Zinc (µg/L) Value	Zinc (µg/L) Average	Zinc (µg/L) DA	Mercury (µg/L) Value	Mercury (µg/L) Average	Mercury (µg/L) DA
3-May-16	Cloudy	Moderate	10:47	8.4	Surface	1.0	0.15	0.15	<0.01	<0.01	<0.01	0.10	0.1	0.1	1.04	1.0	0.9	0.70	0.7	0.5	0.04	0.04	0.03	0.03	0.03	0.03	2	2	2	<0.1	<0.1	<0.1	<0.2	<0.2	<0.2	1.1	1.2	1.1	<0.2	<0.2	<0.2	1.8	1.8	1.6	<0.1	<0.1	<0.1	3.0	2.5	2.3	<0.05	<0.05	<0.05
						1.0	0.15		<0.01			0.11			1.03			0.70			0.04			0.03			2			<0.1			<0.2			1.3			<0.2			1.8			<0.1			2.0			<0.05		
					Middle	4.2	0.14	0.14	<0.01	<0.01		0.10	0.1		1.02	1.0		0.60	0.6		0.04	0.04		0.03	0.03		2	2		<0.1	<0.1		<0.2	<0.2		1.4	1.2		<0.2	<0.2		1.7	1.7		<0.1	<0.1		3.0	3.5		<0.05	<0.05	
						4.2	0.14		<0.01			0.09			1.04			0.50			0.04			0.03			2			<0.1			<0.2			1.0			<0.2			1.7			<0.1			4.0			<0.05		
					Bottom	7.4	0.12	0.12	<0.01	<0.01		0.06			0.68			0.40			0.02			0.02			1	1		<0.1			<0.2	<0.2		1.0	1.0		<0.2	<0.2		1.2	1.2		<0.1	<0.1		1.0	1.0		<0.05	<0.05	
						7.4	0.12		<0.01			0.06			0.67	0.7		0.50	0.5		0.02	0.02		0.02	0.02		1			<0.1	<0.1		<0.2			0.9			<0.2			1.1			<0.1			1.0			<0.05		
5-May-16	Cloudy	Moderate	12:05	8.1	Surface	1.0	0.15	0.15	<0.01	<0.01	<0.01	0.07	0.1	0.1	0.85	0.8	0.7	0.50	0.5	0.4	0.05	0.05	0.04	0.03	0.03	0.02	3	3	3	<0.1	<0.1	<0.1	<0.2	<0.2	<0.2	1.1	1.0	0.9	<0.2	<0.2	<0.2	1.5	1.4	1.1	<0.1	<0.1	<0.1	<1	<1	2.0	<0.05	<0.05	<0.05
						1.0	0.15		<0.01			0.08			0.83			0.50			0.05			0.03			3			<0.1			<0.2			0.8			<0.2			1.3			<0.1			<1			<0.05		
					Middle	4.1	0.12	0.12	<0.01	<0.01		0.06			0.66			0.40			0.04			0.02			3			<0.1			<0.2			1.1			<0.2			1.0			<0.1			3.0			<0.05		
						4.1	0.12		<0.01			0.06			0.67			0.40			0.04			0.02			3			<0.1			<0.2			0.8			<0.2			1.0			<0.1			1.0			<0.05		
					Bottom	7.1	0.12	0.13	<0.01	<0.01		0.05	0.1		0.66	0.7		0.40	0.5		0.04	0.04		0.02	0.02		2	2		<0.1	<0.1		<0.2	<0.2		0.8	0.8		<0.2	<0.2		1.0	1.0		<0.1	<0.1		<1	<1		<0.05	<0.05	
						7.1	0.13		<0.01			0.06			0.64			0.50			0.04			0.02			2			<0.1			<0.2			0.7			<0.2			0.9			<0.1			<1			<0.05		
7-May-16	Cloudy	Moderate	13:29	8.2	Surface	1.0	0.19	0.19	<0.01	<0.01	0.01	0.09	0.1	0.1	0.95	1.0	0.8	0.20	0.2	0.4	0.05	0.05	0.05	0.04	0.04	0.03	4	4	3	<0.1	<0.1	<0.1	<0.2	<0.2	<0.2	0.9	1.0	0.9	<0.2	<0.2	<0.2	2.5	2.4	2.1	<0.1	<0.1	<0.1	3.0	2.5	2.7	<0.05	<0.05	<0.05
						1.0	0.19		<0.01			0.08			0.95			0.20			0.05			0.03			3			<0.1			<0.2			1.1			<0.2			2.3			<0.1			2.0			<0.05		
					Middle	4.1	0.16	0.16	<0.01	<0.01		0.06	0.1		0.74	0.7		0.40	0.4		0.06	0.06		0.03	0.03		3	3		<0.1	<0.1		<0.2	<0.2		0.9	0.9		<0.2	<0.2		2.1	2.0		<0.1	<0.1		4.0	3.0		<0.05	<0.05	
						4.1	0.16		<0.01			0.06			0.75			0.40			0.05			0.03			3			<0.1			<0.2			0.8			<0.2			1.9			<0.1			2.0			<0.05		
					Bottom	7.2	0.14	0.14	<0.01	<0.01		0.05	0.1		0.71	0.7		0.30	0.3		0.05	0.05		0.02	0.02		2	2		<0.1	<0.1		<0.2	<0.2		0.9	0.8		<0.2	<0.2		1.9	1.8		<0.1	<0.1		4.0	2.5		<0.05	<0.05	
						7.2	0.14		<0.01			0.06			0.70			0.30			0.05			0.02			2			<0.1			<0.2			0.7			<0.2			1.7			<0.1			1.0			<0.05		
10-May-16	Cloudy	Moderate	15:03	8.8	Surface	1.0	0.10	0.11	<0.01	<0.01	<0.01	0.07	0.1	0.1	0.86	0.9	0.6	0.60	0.6	0.6	0.05	0.05	0.05	0.03	0.03	0.03	3	3	3	<0.1	<0.1	<0.1	<0.2	<0.2	<0.2	<0.2	<0.2	0.2	<0.2	<0.2	<0.2	2.2	2.1	2.5	<0.1	<0.1	<0.1	<1	1.0	1.0	<0.05	<0.05	<0.05
						1.0	0.12		<0.01			0.08			0.86			0.50			0.05			0.03			3			<0.1			<0.2			<0.2			<0.2			2.0			<0.1			<1			<0.05		
					Middle	4.4	0.13	0.13	<0.01	<0.01		0.07	0.1		0.87	0.9		0.60	0.6		0.05	0.05		0.03	0.03		3	3		<0.1	<0.1		<0.2	<0.2		<0.2	<0.2		<0.2	<0.2		2.5	2.5		<0.1	<0.1		<1	1.0		<0.05	<0.05	
						4.4	0.12		<0.01			0.08			0.88			0.50			0.04			0.03			3			<0.1			<0.2			<0.2			<0.2			2.5			<0.1			<1			<0.05		
					Bottom	7.8	0.12	0.12	<0.01	<0.01		0.10	0.1		1.18	1.2		0.60	0.6		0.05	0.05		0.04	0.04		3	4		<0.1	<0.1		<0.2	<0.2		0.2	0.2		<0.2	<0.2		2.8	2.8		<0.1	<0.1		<1	1.0		<0.05	<0.05	
						7.8	0.12		<0.01			0.09			1.19			0.60			0.05			0.04			4			<0.1			<0.2			<0.2			<0.2			2.8			<0.1			<1			<0.05		
12-May-16	Cloudy	Moderate	16:37	7.9	Surface	1.0	0.10	0.10	<0.01	<0.01	<0.01	0.06	0.1	0.1	0.93	0.9	0.7	0.60	0.6	0.4	0.04	0.04	0.04	0.04	0.04	0.03	2	2	2	<0.1	<0.1	<0.1	<0.2	<0.2	<0.2	0.7	0.8	0.7	<0.2	<0.2	<0.2	3.2	3.2	2.7	<0.1	<0.1	<0.1	1.0	1.0	1.0	<0.05	<0.05	<0.05
						1.0	0.10		<0.01			0.06			0.92			0.60			0.04			0.04			2			<0.1			<0.2			0.8			<0.2			3.1			<0.1			1.0			<0.05		
					Middle	4.0	0.09	0.09	<0.01	<0.01		0.06			0.69			0.40			0.04			0.03			2			<0.1			<0.2			0.7			<0.2			2.5			<0.1			<1			<0.05		
						4.0	0.10		<0.01			0.06			0.69			0.40			0.03			0.03			2			<0.1			<0.2			0.6			<0.2			2.5			<0.1			1.0			<0.05		
					Bottom	6.9	0.08	0.08	<0.01	<0.01		0.05	0.1		0.60	0.6		0.50	0.5		0.03	0.04		0.03	0.03		2	2		<0.1	<0.1		<0.2	<0.2		0.6	0.6		<0.2	<0.2		2.2	2.3		<0.1	<0.1		<1	1.0		<0.05	<0.05	
						6.9	0.07		<0.01			0.05			0.60			0.40			0.04			0.03			2			<0.1			<0.2			0.5			<0.2			2.4			<0.1			1.0			<0.05		
14-May-16	Cloudy	Moderate	08:03	8.2	Surface	1.0	0.10	0.10	<0.01	<0.01	<0.01	0.06	0.1	0.1	0.85	0.9	0.7	0.50	0.5	0.4	0.04	0.04	0.03	0.03	0.03	0.02	4	4	3	<0.1	<0.1	<0.1	<0.2	<0.2	<0.2	1.2	1.1	1.5	<0.2	<0.2	<0.2	2.6	2.6	2.4	<0.1	<0.1	<0.1	3.0	2.5	5.2	<0.05	<0.05	<0.05
						1.0	0.09		<0.01			0.06			0.85			0.50			0.03			0.03			4			<0.1			<0.2			0.9			<0.2			2.5			<0.1			2.0			<0.05		
					Middle	4.1	0.07	0.07	<0.01	<0.01		0.06			0.68			0.40			0.03			0.02			3	3		<0.1	<0.1		<0.2	<0.2		0.6	0.6		<0.2	<0.2		2.1	2.2		<0.1	<0.1		<1	1.0		<0.05	<0.05	
						4.1	0.07		<0.01			0.06			0.68			0.40			0.03			0.02			3			<0.1			<0.2			0.5			<0.2			2.2			<0.1			<1			<0.05		
					Bottom	7.2	0.06	0.06	<0.01	<0.01		0.05	0.1		0.68	0.7		0.40	0.4		0.03	0.03		0.02	0.02		3	3		<0.1	<0.1		<0.2	<0.2		3.1	3.0		<0.2	<0.2		2.4	2.4		<0.1	<0.1		6.0	12.0		<0.05	<0.05	
						7.2	0.06		<0.01			0.05			0.68			0.40			0.03			0.02			3			<0.1			<0.2			2.9			<0.2			2.3			<0.1			18.0			<0.05		
19-Jul-16	Sunny	Rough	12:51	8.1	Surface	1.0	<0.01	0.01	<0.01	<0.01	<0.01	0.09	0.1	0.1	0.95	0.9	0.9	0.60	0.7	0.6	0.04	0.04	0.04	0.01	0.01	0.02	2	2	2	<0.1	<0.1	<0.1	<0.2	<0.2	<0.2	0.8	0.8	0.7	<0.2	<0.2	<0.2	1.2	1.2	1.2	<0.1	<0.1	<0.1	2.0	1.5	1.2	<0.05	<0.05	<0.05
						1.0	<0.01		<0.01			0.09			0.94			0.70			0.04			0.01			2			<0.1			<0.2			0.7			<0.2			1.2			<0.1			<1			<0.05		
					Middle	4.1	<0.01	0.01	<0.01	<0.01		0.10	0.1		0.92	0.9		0.60	0.6		0.04	0.04		0.02	0.02		2	2		<0.1	<0.1		<0.2	<0.2		0.6	0.6		<0.2	<0.2		1.2	1.2		<0.1	<0.1		1.0	1.0		<0.05	<0.05	
						4.1	<0.01		<0.01			0.10			0.94			0.60			0.03			0.02			2			<0.1			<0.2			0.6			<0.2			1.1			<0.1			<1			<0.05		
					Bottom	7.1	<0.01	0.01	<0.01	<0.01		0.10	0.1		0.85	0.9		0.50	0.6		0.04	0.04		0.02	0.02		3	3		<0.1	<0.1		<0.2	<0.2		0.8	0.8		<0.2	<0.2		1.3	1.3		<0.1	<0.1		<1	1.0		<0.05	<0.05	
						7.1	0.01		<0.01			0.09			0.87			0.60			0.04			0.02			3			<0.1			<0.2			0.7			<0.2			1.2			<0.1			1.0			<0.05		
22-Jul-16	Sunny	Moderate	14:44	6.3	Surface	1.0	0.06	0.06	<0.01	<0.01	<0.01	0.12	0.1	0.1	0.91	0.9	1.0	0.40	0.4	0.6	0.05	0.05	0.06	0.03	0.03	0.04	3	3	3	<0.1	<0.1	<0.1	<0.2	<0.2	<0.2	1.6	1.7	1.5	<0.2	<0.2	<0.2	2.6	2.8	2.6	<0.1	<0.1	<0.1	7.0	8.5	7.0	<0.05	<0.05	<0.05
						1.0	0.06		<0.01			0.12			0.91			0.40			0.05			0.03			3			<0.1			<0.2			1.7			<0.2			2.9			<0.1			10.0			<0.05		
					Middle	3.2	0.06	0.07	<0.01	<0.01		0.12	0.1		0.91	1.0		0.60	0.6		0.06	0.07		0.03	0.04		3	3		<0.1	<0.1		<0.2	<0.2		1.7	1.5		<0.2	<0.2		2.5	2.6		<0.1	<0.1		10.0	7.0		<0.05	<0.05	
						3.2	0.08		<0.01			0.14			1.01			0.60			0.08			0.04			3			<0.1			<0.2			1.2			<0.2			2.6			<0.1			4.0			<0.05		
					Bottom	5.3	0.09	0.09	<0.01	<0.01		0.15	0.2		0.99	1.0		0.50	0.6		0.06	0.06		0.04	0.05		4	4		<0.1	<0.1		<0.2	<0.2		1.5	1.5		<0.2	<0.2		2.7	2.5		<0.1	<0.1		2.0	3.0		<0.05	<0.05	
						5.3	0.09		<0.01			0.15			0.99			0.60			0.06			0.05			3			<0.1			<0.2			1.5			<0.2			2.3			<0.1			4.0			<0.05		
24-Jul-16	Sunny	Moderate	15:17	8.4	Surface	1.0	0.05	0.05	<0.01	<0.01	<0.01	0.13	0.1	0.1	1.03	1.0	0.9	0.50	0.5	0.4	0.06	0.07	0.06	0.04	0.04	0.04	2	2	2	<0.1	<0.1	<0.1	<0.2	<0.2	<0.2	1.5	1.4	1.4	<0.2	<0.2	<0.2	2.5	2.5	2.1	<0.1	<0.1	<0.1	2.0	1.5	1.7	<0.05	<0.05	<0.05
						1.0	0.05		<0.01			0.13			1.04			0.50			0.07			0.04			2			<0.1			<0.2			1.3			<0.2			2.4			<0.1			1.0			<0.05		
					Middle	4.2	0.05	0.05	<0.01	<0.01		0.11	0.1		0.93	0.9		0.40	0.4		0.05	0.06		0.04	0.04		2	2		<0.1	<0.1		<0.2	<0.2		1.3	1.3		<0.2	<0.2		2.3	2.2		<0.1	<0.1		2.0	2.0		<0.05	<0.05	
						4.2	0.05		<0.01			0.11			0.94			0.40			0.06			0.04			2			<0.1			<0.2			1.2			<0.2			2.0			<0.1			2.0			<0.05		
					Bottom	7.4	0.04	0.05	<0.01	<0.01		0.10	0.1		0.82	0.8		0.40	0.4		0.05	0.05		0.03	0.03		2	2		<0.1	<0.1		<0.2	<0.2		1.4	1.5		<0.2	<0.2		1.7	1.7		<0.1	<0.1		1.0	1.5		<0.05	<0.05	
						7.4	0.05		<0.01			0.10			0.84			0.40			0.05			0.02			2			<0.1			<0.2			1.6			<0.2			1.7			<0.1			2.0			<0.05		
26-Jul-16	Sunny	Moderate	17:05	8.1	Surface	1.0	<0.01	0.01	<0.01	<0.01	<0.01	0.05	0.1	0.0	0.60	0.6	0.5	<0.1	<0.1	0.1	0.10	0.07	0.05	<0.01	0.01	0.01	2	3	3	<0.1	<0.1	<0.1	<0.2	<0.2	<0.2	1.0	1.0	0.9	<0.2	<0.2	<0.2	1.7	1.6	1.3	<0.1	<0.1	<0.1	2.0	2.0	2.0	<0.05	<0.05	<0.05
						1.0	<0.01		<0.01			0.05			0.61			<0.1			0.04			<0.01			3			<0.1			<0.2			0.9			<0.2			1.4			<0.1			2.0			<0.05		
					Middle	4.1	<0.01	0.01	<0.01	<0.01	<0.01	0.05	0.0	0.0	0.54	0.5	0.5	<0.1	<0.1	0.1	0.04	0.04	0.05	<0.01	0.01	0.01	2	3	3	<0.1	<0.1	<0.1	<0.2	<0.2	<0.2	1.0	1.0	0.9	<0.2	<0.2	<0.2	1.2	1.2	1.3	<0.1	<0.1	<0.1	4.0	2.5	2.0	<0.05	<0.05	<0.05
						4.1	<0.01		<0.01			0.04			0.54			<0.1			0.04			<0.01			3			<0.1			<0.2			1.0			<0.2			1.2			<0.1			<1			<0.05		
					Bottom	7.1	0.01	0.02	<0.01	<0.01		0.04	0.0		0.47	0.5		<0.1	<0.1		0.04	0.04		<0.01	0.01		3	3		<0.1	<0.1		<0.2	<0.2		0.8	0.9		<0.2	<0.2		1.1	1.1		<0.1	<0.1		1.0	1.5		<0.05	<0.05	
						7.1	0.02		<0.01			0.04			0.47			<0.1			0.04			0.01			3			<0.1			<0.2			0.9			<0.2			1.0			<0.1			2.0			<0.05		
28-Jul-16	Fine	Moderate	13:41	8.1	Surface	1.0	0.02	0.02	<0.01	<0.01	<0.01	0.07	0.1	0.1	1.01	1.0	0.9	0.20	0.2	0.3	0.05	0.05	0.05	0.02	0.02	0.02	2	2	2	<0.1	<0.1	<0.1	<0.2	<0.2	<0.2	1.7	1.9	4.6	<0.2	<0.2	<0.2	1.2	1.3	1.2	<0.1	<0.1	<0.1	<1	1.5	3.5	<0.05	<0.05	<0.05
						1.0	0.02		<0.01			0.07			1.02			0.20			0.05			0.02			2			<0.1			<0.2			2.1			<0.2			1.4			<0.1			2.0			<0.05		
					Middle	4.1	0.03	0.03	<0.01	<0.01		0.06	0.1		0.84	0.8		0.30	0.3		0.04	0.05		0.02	0.02		2	2		<0.1	<0.1		<0.2	<0.2		2.2	2.2		<0.2	<0.2		0.9	1.0		<0.1	<0.1		1.0	1.0		<0.05	<0.05	
						4.1	0.02		<0.01			0.06			0.85			0.20			0.05			0.02			2			<0.1			<0.2			2.2			<0.2			1.0			<0.1			1.0			<0.05		
					Bottom	7.1	0.02	0.03	<0.01	<0.01		0.07	0.1		0.95	1.0		0.20	0.3		0.04	0.05		0.02	0.02		2	2		<0.1	<0.1		<0.2	<0.2		9.7	9.8		<0.2	<0.2		1.3	1.3		<0.1	<0.1		8.0	8.0		<0.05	<0.05	
						7.1	0.03		<0.01			0.07			0.95			0.30			0.05			0.02			2			<0.1			<0.2			9.8			<0.2			1.2			<0.1			8.0			<0.05		
30-Jul-16	Sunny	Moderate	10:23	7.0	Surface	1.0	0.07	0.07	<0.01	<0.01	<0.01	0.04	0.0	0.0	0.70	0.7	0.6	0.50	0.5	0.5	0.03	0.03	0.04	0.02	0.02	0.02	2	2	2	<0.1	<0.1	<0.1	<0.2	<0.2	<0.2	0.8	0.9	0.9	<0.2	<0.2	<0.2	1.4	1.3	1.3	<0.1	<0.1	<0.1	3.0	3.0	1.7	<0.05	<0.05	<0.05
						1.0	0.07		<0.01			0.04			0.70			0.50			0.03			0.02			2			<0.1			<0.2			0.9			<0.2			1.2			<0.1			3.0			<0.05		
					Middle	3.5	0.07	0.08	<0.01	<0.01		0.04	0.0		0.66	0.7		0.50	0.5		0.04	0.04		0.02	0.02		2	3	2	<0.1	<0.1		<0.2	<0.2		0.8	1.0		<0.2	<0.2		1.0	1.3		<0.1	<0.1		1.0	1.0		<0.05	<0.05	
						3.5	0.08		<0.01			0.04			0.66			0.50			0.03			0.02			3			<0.1			<0.2			1.1			<0.2			1.5			<0.1			1.0			<0.05		
					Bottom	6.0	0.09	0.10	<0.01	<0.01		0.03	0.0		0.53	0.5		0.50	0.5		0.04	0.04		0.02	0.02		3	3		<0.1	<0.1		<0.2	<0.2		0.9	0.8		<0.2	<0.2		1.3	1.2		<0.1	<0.1		<1	1.0		<0.05	<0.05	
						6.0	0.10		<0.01			0.04			0.53			0.50			0.04			0.02			2			<0.1			<0.2			0.7			<0.2			1.1			<0.1			<1			<0.05		

Remarks: DA: Depth-Averaged
Calm: Small or no wave; Moderate: Between calm and rough; Rough : White capped or rougher

Expansion of Hong Kong International Airport into a Three-Runway System
Baseline Water Quality Monitoring
Water Quality Monitoring Results at IM11 during Mid-Flood Tide

Date	Weather Condition	Sea Condition	Sampling Time	Water Depth (m)	Sampling Depth (m)		Current Speed (m/s)	Current Direction	Water Temperature (ºC)		pH		Salinity (ppt)		DO Saturation (%)		Dissolved Oxygen (mg/L)			Turbidity(NTU)			Suspended Solids (mg/L)			Total Alkalinity (ppm)			Observed construction activities		Other Observations
									Value	Average	Value	Average	Value	Average	Value	Average	Value	Average	DA	Value	Average	DA	Value	Average	DA	Value	Average	DA	<100m from location	>100m from location	
3-May-16	Cloudy	Moderate	15:33	7.9	Surface	1.0	0.4	215	24.3	24.3	8.1	8.1	13.1	13.1	101.7	101.6	7.9	7.9	7.1	5.1	5.0	8.4	4	4	6	74	74	87	N/A	N/A	N/A
						1.0	0.4	222	24.3		8.1		13.1		101.6		7.9			5.0			4			73					
					Middle	4.0	0.2	210	22.6	22.6	8.1	8.1	21.0	21.0	83.1	83.1	6.4	6.4		7.2	7.2		5	6		90	91				
						4.0	0.2	222	22.6		8.1		21.0		83.1		6.4			7.3			7			91					
					Bottom	6.9	0.3	289	22.3	22.3	8.0	8.0	23.3	23.3	81.8	81.8	6.2	6.2	6.2	13.0	12.9		7	7		97	97				
						6.9	0.3	312	22.3		8.0		23.3		81.9		6.2			12.9			7			97					
5-May-16	Cloudy	Moderate	17:30	8.4	Surface	1.0	0.6	282	23.9	23.9	8.0	8.0	18.9	18.9	85.0	85.0	6.4	6.4	6.3	5.9	5.9	16.7	7	7	18	71	70	83	N/A	N/A	N/A
						1.0	0.6	303	23.9		8.0		18.9		85.0		6.4			6.0			6			69					
					Middle	4.2	0.5	279	23.2	23.2	8.0	8.0	21.0	21.0	80.3	80.3	6.1	6.1		20.1	20.1		23	24		87	87				
						4.2	0.5	303	23.2		8.0		21.0		80.4		6.1			20.2			24			87					
					Bottom	7.4	0.4	272	23.2	23.2	8.0	8.0	21.1	21.1	80.8	80.8	6.1	6.1	6.1	24.1	24.0		24	25		92	91				
						7.4	0.4	296	23.2		8.0		21.1		80.8		6.1			24.0			25			91					
7-May-16	Cloudy	Moderate	19:23	7.0	Surface	1.0	0.6	126	25.0	25.0	8.0	8.0	17.1	17.1	84.2	84.2	6.3	6.3	6.2	9.7	9.7	14.6	9	9	18	83	85	96	N/A	N/A	N/A
						1.0	0.6	136	25.0		8.0		17.1		84.2		6.3			9.7			8			86					
					Middle	3.5	0.5	114	24.5	24.5	8.0	8.0	18.6	18.6	82.3	82.3	6.2	6.2		14.0	14.0		22	23		97	98				
						3.5	0.5	124	24.5		8.0		18.6		82.3		6.2			14.1			23			98					
					Bottom	6.0	0.4	100	24.3	24.3	8.0	8.0	19.2	19.2	81.9	81.9	6.1	6.1	6.1	20.0	20.1		22	22		107	107				
						6.0	0.4	102	24.3		8.0		19.2		81.9		6.1			20.2			22			107					
10-May-16	Cloudy	Moderate	08:51	8.5	Surface	1.0	0.6	284	25.0	25.0	7.9	7.9	14.7	14.7	80.5	80.5	6.1	6.1	6.1	6.3	6.4	12.7	2	2	13	77	78	82	N/A	N/A	N/A
						1.0	0.7	306	25.0		7.9		14.7		80.5		6.1			6.4			2			79					
					Middle	4.3	0.8	285	24.9	24.9	7.9	7.9	17.8	17.8	80.7	80.7	6.0	6.0		10.5	10.6		7	7		85	83				
						4.3	0.8	289	24.9		7.9		17.8		80.6		6.0			10.7			6			82					
					Bottom	7.5	0.5	283	24.7	24.7	7.9	7.9	19.7	19.7	80.3	80.3	6.0	6.0	6.0	21.0	21.0		29	30		84	84				
						7.5	0.6	295	24.7		7.9		19.7		80.3		6.0			21.0			31			83					
12-May-16	Fine	Moderate	10:14	8.3	Surface	1.0	0.3	230	24.6	24.6	7.9	7.9	15.1	15.0	84.5	84.3	6.5	6.4	6.1	5.2	5.4	12.2	4	4	9	72	74	80	N/A	N/A	N/A
						1.0	0.3	231	24.6		7.9		14.9		84.0		6.4			5.5			4			75					
					Middle	4.2	0.4	267	24.0	24.0	8.0	8.0	21.0	21.0	76.8	76.7	5.7	5.7		11.3	12.1		5	6		81	82				
						4.2	0.4	272	24.0		8.0		21.0		76.6		5.7			12.8			6			82					
					Bottom	7.3	0.4	266	23.7	23.7	7.9	7.9	23.9	23.8	76.8	77.2	5.7	5.7	5.7	19.7	19.2		16	16		84	84				
						7.3	0.4	270	23.7		7.9		23.8		77.6		5.7			18.7			16			85					
14-May-16	Cloudy	Moderate	12:10	8.6	Surface	1.0	0.2	240	24.5	24.5	8.1	8.1	19.8	19.8	92.2	92.2	6.9	6.9	6.8	3.1	3.1	3.9	3	3	3	77	76	80	N/A	N/A	N/A
						1.0	0.2	256	24.5		8.1		19.8		92.2		6.9			3.1			2			76					
					Middle	4.3	0.4	284	24.4	24.4	8.1	8.1	19.8	19.8	90.7	90.7	6.8	6.8		3.1	3.1		3	3		81	81				
						4.3	0.4	305	24.4		8.1		19.8		90.7		6.8			3.1			3			82					
					Bottom	7.6	0.4	282	23.7	23.7	8.0	8.0	23.4	23.4	78.8	78.8	5.8	5.8	5.8	5.6	5.6		4	4		88	81				
						7.6	0.4	284	23.7		8.0		23.4		78.8		5.8			5.6			4			75					
19-Jul-16	Cloudy	Rough	19:09	8.2	Surface	1.0	0.7	101	28.0	28.0	8.3	8.3	16.3	16.3	106.9	106.0	7.6	7.6	7.2	6.9	6.9	8.5	6	7	8	74	72	77	N/A	N/A	N/A
						1.0	0.7	105	28.0		8.3		16.3		105.0		7.5			6.8			7			70					
					Middle	4.1	0.6	89	27.2	27.2	8.2	8.2	19.2	19.2	96.2	96.1	6.9	6.9		7.6	7.7		8	8		75	76				
						4.1	0.6	90	27.2		8.2		19.2		96.0		6.9			7.7			8			77					
					Bottom	7.2	0.7	121	26.9	26.9	8.1	8.1	20.1	20.1	91.3	91.8	6.5	6.5	6.5	10.3	11.0		9	9		83	83				
						7.2	0.7	121	26.9		8.1		20.0		92.3		6.6			11.6			9			84					
22-Jul-16	Fine	Moderate	20:55	7.1	Surface	1.0	0.6	181	27.8	27.8	7.8	7.8	17.0	17.0	86.9	87.0	6.2	6.2	6.1	5.5	5.7	6.9	8	8	9	73	74	79	N/A	N/A	N/A
						1.0	0.6	184	27.7		7.8		16.9		87.0		6.2			5.8			8			76					
					Middle	3.6	0.4	268	27.3	27.4	7.9	7.9	19.8	19.7	84.2	83.6	6.0	5.9		7.0	7.2		7	8		77	78				
						3.6	0.4	288	27.5		7.9		19.6		83.0		5.9			7.4			8			79					
					Bottom	6.1	0.3	109	26.3	26.3	7.8	7.8	22.9	22.9	83.6	84.4	5.9	6.0	6.0	8.2	7.9		11	11		85	86				
						6.1	0.4	112	26.3		7.8		22.9		85.2		6.0			7.5			11			87					
24-Jul-16	Sunny	Moderate	09:33	8.7	Surface	1.0	0.2	86	27.8	27.8	7.8	7.8	17.4	17.4	86.3	86.3	6.2	6.2	5.5	1.4	1.4	9.4	4	4	9	79	80	86	N/A	N/A	N/A
						1.0	0.2	89	27.8		7.8		17.4		86.3		6.2			1.4			4			81					
					Middle	4.4	0.2	266	25.8	25.8	7.7	7.7	24.1	24.1	67.0	67.0	4.8	4.8		9.3	9.4		6	6		85	86				
						4.4	0.2	287	25.8		7.7		24.1		67.0		4.8			9.4			6			87					
					Bottom	7.7	0.2	262	25.4	25.4	7.7	7.7	24.9	24.9	61.9	62.0	4.4	4.4	4.4	17.8	17.5		18	18		89	92				
						7.7	0.2	271	25.4		7.7		24.9		62.0		4.4			17.2			17			94					
26-Jul-16	Sunny	Moderate	11:36	7.9	Surface	1.0	0.6	262	26.7	26.7	7.8	7.8	21.8	21.8	86.7	86.9	6.2	6.2	5.2	3.8	3.8	21.1	6	6	17	87	86	90	N/A	N/A	N/A
						1.0	0.6	287	26.7		7.8		21.9		87.0		6.2			3.8			6			86					
					Middle	4.0	0.5	255	25.4	25.4	7.7	7.7	25.4	25.4	60.9	60.9	4.3	4.3		23.7	23.8		8	7		90	91				
						4.0	0.5	269	25.4		7.7		25.4		60.9		4.3			23.9			6			91					
					Bottom	6.9	0.5	256	25.3	25.3	7.7	7.7	25.6	25.6	60.1	60.1	4.3	4.3	4.3	34.8	35.6		39	39		92	92				
						6.9	0.5	272	25.3		7.7		25.6		60.1		4.3			36.4			38			92					
28-Jul-16	Fine	Moderate	08:22	8.1	Surface	1.0	0.6	124	27.3	27.3	7.8	7.8	19.3	19.3	88.2	88.2	6.3	6.3	5.9	3.1	3.1	5.0	3	3	4	85	85	89	N/A	N/A	N/A
						1.0	0.6	132	27.4		7.8		19.3		88.2		6.3			3.1			3			86					
					Middle	4.1	0.5	94	26.2	26.2	7.8	7.8	23.6	23.6	78.6	78.6	5.6	5.6		4.4	4.4		4	4		90	90				
						4.1	0.5	95	26.2		7.8		23.6		78.6		5.6			4.3			4			90					
					Bottom	7.1	0.5	79	25.9	25.9	7.8	7.8	24.2	24.2	74.4	74.5	5.3	5.3	5.3	7.4	7.4		4	4		92	91				
						7.1	0.5	79	25.9		7.8		24.2		74.5		5.3			7.4			3			90					
30-Jul-16	Cloudy	Moderate	16:40	7.9	Surface	1.0	0.5	284	28.9	28.9	8.3	8.3	18.5	18.5	139.5	139.2	9.7	9.7	8.6	4.0	4.0	9.1	4	4	6	85	86	90	N/A	N/A	N/A
						1.0	0.5	292	28.9		8.3		18.5		138.8		9.7			4.0			4			86					
					Middle	4.0	0.4	260	27.3	27.3	8.0	8.0	21.6	21.6	106.7	106.7	7.5	7.5		6.8	6.8		4	5		89	90				
						4.0	0.4	275	27.3		8.0		21.6		106.6		7.5			6.8			5			91					
					Bottom	6.9	0.3	200	25.9	25.9	7.7	7.7	25.1	25.1	72.3	72.3	5.1	5.1	5.1	16.3	16.4		9	10		94	93				
						6.9	0.3	203	26.0		7.7		25.1		72.3		5.1			16.4			10			92					

Remarks: DA: Depth-Averaged
Calm: Small or no wave; Moderate: Between calm and rough; Rough : White capped or rougher

Expansion of Hong Kong International Airport into a Three-Runway System
Baseline Water Quality Monitoring
Water Quality Monitoring Results at IM11 during Mid-Flood Tide

Date	Weather Condition	Sea Condition	Sampling Time	Water Depth (m)	Sampling Depth (m)	Ammonia as N (mg/L) Value	Ammonia as N (mg/L) Average	Ammonia as N (mg/L) DA	Unionized Ammonia as N Value	Unionized Ammonia as N Average	Unionized Ammonia as N DA	Nitrite as N (mg/L) Value	Nitrite as N (mg/L) Average	Nitrite as N (mg/L) DA	Nitrate as N (mg/L) Value	Nitrate as N (mg/L) Average	Nitrate as N (mg/L) DA	Total Kjeldahl Nitrogen as N (mg/L) Value	Total Kjeldahl Nitrogen as N (mg/L) Average	Total Kjeldahl Nitrogen as N (mg/L) DA	Total Phosphorus as P (mg/L) Value	Total Phosphorus as P (mg/L) Average	Total Phosphorus as P (mg/L) DA	Reactive Phosphorus as P (mg/L) Value	Reactive Phosphorus as P (mg/L) Average	Reactive Phosphorus as P (mg/L) DA	Arsenic (µg/L) Value	Arsenic (µg/L) Average	Arsenic (µg/L) DA	Cadmium (µg/L) Value	Cadmium (µg/L) Average	Cadmium (µg/L) DA	Chromium (µg/L) Value	Chromium (µg/L) Average	Chromium (µg/L) DA	Copper (µg/L) Value	Copper (µg/L) Average	Copper (µg/L) DA	Lead (µg/L) Value	Lead (µg/L) Average	Lead (µg/L) DA	Nickel (µg/L) Value	Nickel (µg/L) Average	Nickel (µg/L) DA	Silver (µg/L) Value	Silver (µg/L) Average	Silver (µg/L) DA	Zinc (µg/L) Value	Zinc (µg/L) Average	Zinc (µg/L) DA	Mercury (µg/L) Value	Mercury (µg/L) Average	Mercury (µg/L) DA
3-May-16	Cloudy	Moderate	15:33	7.9	Surface	1.0	0.12	0.12	<0.01	<0.01	<0.01	0.10	0.1	0.1	1.12	1.1	0.9	0.50	0.5	0.5	0.04	0.04	0.03	0.02	0.03	0.03	3	3	3	<0.1	<0.1	<0.1	<0.2	<0.2	<0.2	1.0	1.0	0.9	<0.2	<0.2	<0.2	1.8	1.7	1.5	<0.1	<0.1	<0.1	2.0	2.0	2.3	<0.05	<0.05	<0.05
						1.0	0.12		<0.01			0.10			1.12			0.50			0.04			0.03			3			<0.1			<0.2			1.0			<0.2			1.6			<0.1			2.0			<0.05		
					Middle	4.0	0.13		<0.01			0.09			0.99			0.50			0.04			0.03			3			<0.1			<0.2			0.9			<0.2			2.0			<0.1			3.0			<0.05		
						4.0	0.13		<0.01			0.09			1.00			0.60			0.04			0.03			3			<0.1			<0.2			1.0			<0.2			1.7			<0.1			3.0			<0.05		
					Bottom	6.9	0.12	0.12	<0.01	<0.01		0.06	0.1		0.67	0.7		0.40	0.4		0.02	0.02		0.02	0.02		2	2		<0.1	<0.1		<0.2	<0.2		0.8	0.9		<0.2	<0.2		1.0	1.1		<0.1	<0.1		1.0	2.0		<0.05	<0.05	
						6.9	0.11		<0.01			0.06			0.68			0.40			0.02			0.02			2			<0.1			<0.2			0.9			<0.2			1.1			<0.1			3.0			<0.05		
5-May-16	Cloudy	Moderate	17:30	8.4	Surface	1.0	0.16	0.16	<0.01	<0.01	<0.01	0.07	0.1	0.1	0.83	0.8	0.8	0.40	0.5	0.4	0.04	0.04	0.05	0.03	0.03	0.03	3	3	3	<0.1	<0.1	<0.1	<0.2	<0.2	<0.2	1.0	0.9	1.0	<0.2	<0.2	<0.2	0.9	1.0	1.0	<0.1	<0.1	<0.1	<1	1.0	1.3	<0.05	<0.05	<0.05
						1.0	0.16		<0.01			0.07			0.83			0.50			0.04			0.03			3			<0.1			<0.2			0.8			<0.2			1.1			<0.1			<1			<0.05		
					Middle	4.2	0.16	0.17	<0.01	<0.01		0.06	0.1		0.75	0.8		0.50	0.5		0.05	0.05		0.03	0.03		2	3		<0.1	<0.1		<0.2	<0.2		0.8	0.8		<0.2	<0.2		1.0	0.9		<0.1	<0.1		<1	1.0		<0.05	<0.05	
						4.2	0.17		<0.01			0.06			0.75			0.40			0.05			0.03			3			<0.1			<0.2			0.7			<0.2			0.8			<0.1			<1			<0.05		
					Bottom	7.4	0.16	0.17	<0.01	<0.01		0.06	0.1		0.76	0.8		0.40	0.4		0.07	0.07		0.03	0.03		3	3		<0.1	<0.1		<0.2	<0.2		1.4	1.4		<0.2	<0.2		1.1	1.1		<0.1	<0.1		3.0	2.0		<0.05	<0.05	
						7.4	0.17		<0.01			0.07			0.74			0.30			0.06			0.03			3			<0.1			<0.2			1.4			<0.2			1.0			<0.1			1.0			<0.05		
7-May-16	Cloudy	Moderate	19:23	7.0	Surface	1.0	0.21	0.21	<0.01	<0.01	<0.01	0.10	0.1	0.1	0.99	1.0	0.9	0.30	0.3	0.3	0.06	0.06	0.06	0.04	0.04	0.04	4	4	4	<0.1	<0.1	<0.1	<0.2	<0.2	<0.2	1.0	1.1	1.1	<0.2	<0.2	<0.2	2.6	2.5	2.2	<0.1	<0.1	<0.1	2.0	3.0	2.8	<0.05	<0.05	<0.05
						1.0	0.20		<0.01			0.10			1.00			0.30			0.06			0.04			4			<0.1			<0.2			1.2			<0.2			2.4			<0.1			4.0			<0.05		
					Middle	3.5	0.18	0.18	<0.01	<0.01		0.08			0.85			0.20			0.06			0.04			4			<0.1			<0.2			1.1			<0.2			1.9			<0.1			3.0			<0.05		
						3.5	0.18		<0.01			0.08			0.85			0.20			0.06			0.04			3			<0.1			<0.2			0.9			<0.2			2.0			<0.1			3.0			<0.05		
					Bottom	6.0	0.18	0.19	<0.01	<0.01		0.07	0.1		0.87	0.9		0.40	0.5		0.06	0.06		0.04	0.04		3	3		<0.1	<0.1		<0.2	<0.2		1.1	1.1		<0.2	<0.2		2.0	2.1		<0.1	<0.1		2.0	2.5		<0.05	<0.05	
						6.0	0.19		<0.01			0.07			0.87			0.50			0.06			0.04			3			<0.1			<0.2			1.1			<0.2			2.1			<0.1			3.0			<0.05		
10-May-16	Cloudy	Moderate	08:51	8.5	Surface	1.0	0.13	0.13	<0.01	<0.01	<0.01	0.10	0.1	0.1	1.39	1.4	1.1	0.70	0.7	0.7	0.06	0.06	0.06	0.04	0.04	0.04	3	4	3	<0.1	<0.1	<0.1	<0.2	<0.2	<0.2	1.5	1.6	1.0	<0.2	<0.2	<0.2	4.1	4.1	3.4	<0.1	<0.1	<0.1	26.0	26.0	12.2	<0.05	<0.05	<0.05
						1.0	0.13		<0.01			0.10			1.32			0.70			0.06			0.04			4			<0.1			<0.2			1.6			<0.2			4.1			<0.1			26.0			<0.05		
					Middle	4.3	0.14	0.14	<0.01	<0.01	<0.01	0.08	0.1	0.1	0.96	1.0	0.7	0.70	0.7	0.7	0.05	0.05	0.06	0.04	0.04	0.04	3	3	3	<0.1	<0.1	<0.1	<0.2	<0.2	<0.2	1.0	1.0	1.0	<0.2	<0.2	<0.2	3.2	3.3		<0.1	<0.1	<0.1	6.0	9.0		<0.05	<0.05	<0.05
						4.3	0.14		<0.01			0.08			0.96			0.70			0.05			0.04			3			<0.1			<0.2			1.0			<0.2			3.4			<0.1			12.0			<0.05		
					Bottom	7.5	0.14	0.14	<0.01	<0.01		0.07	0.1		0.85	0.9		0.60	0.7		0.06	0.06		0.04	0.04		3	4		<0.1	<0.1		<0.2	<0.2		0.3	0.3		<0.2	<0.2		2.6	2.7		<0.1	<0.1		2.0	1.5		<0.05	<0.05	
						7.5	0.14		<0.01			0.07			0.85			0.70			0.06			0.04			4			<0.1			<0.2			<0.2			<0.2			2.7			<0.1			<1			<0.05		
12-May-16	Fine	Moderate	10:14	8.3	Surface	1.0	0.11	0.11	<0.01	<0.01	<0.01	0.08	0.1	0.1	1.26	1.3	1.0	0.70	0.7	0.6	0.06	0.06	0.05	0.04	0.04	0.04	3	3	3	<0.1	<0.1	<0.1	<0.2	<0.2	<0.2	1.4	1.4	1.0	<0.2	<0.2	<0.2	3.6	3.8	3.1	<0.1	<0.1	<0.1	<1	1.5	1.7	<0.05	<0.05	<0.05
						1.0	0.11		<0.01			0.08			1.24			0.60			0.06			0.04			3			<0.1			<0.2			1.3			<0.2			3.9			<0.1			2.0			<0.05		
					Middle	4.2	0.11	0.11	<0.01	<0.01		0.07	0.1		1.09	1.1		0.60	0.7		0.05	0.05		0.04	0.04		3	3		<0.1	<0.1		<0.2	<0.2		1.0	1.0		<0.2	<0.2		3.2	3.3		<0.1	<0.1		2.0	1.5		<0.05	<0.05	
						4.2	0.11		<0.01			0.07			1.09			0.70			0.05			0.04			3			<0.1			<0.2			1.0			<0.2			3.3			<0.1			1.0			<0.05		
					Bottom	7.3	0.09	0.10	<0.01	<0.01		0.05	0.1		0.63	0.6		0.50	0.5		0.04	0.04		0.03	0.03		3	3		<0.1	<0.1		<0.2	<0.2		0.7	0.7		<0.2	<0.2		2.2	2.3		<0.1	<0.1		2.0	2.0		<0.05	<0.05	
						7.3	0.10		<0.01			0.05			0.64			0.50			0.04			0.03			2			<0.1			<0.2			0.7			<0.2			2.3			<0.1			2.0			<0.05		
14-May-16	Cloudy	Moderate	12:10	8.6	Surface	1.0	0.08	0.09	<0.01	<0.01	<0.01	0.07	0.1	0.1	0.87	0.9	0.8	0.50	0.5	0.5	0.04	0.04	0.04	0.03	0.03	0.03	3	4	4	<0.1	<0.1	<0.1	<0.2	<0.2	<0.2	0.6	0.5	0.5	<0.2	<0.2	<0.2	3.0	2.9	2.7	<0.1	<0.1	<0.1	2.0	3.5	2.2	<0.05	<0.05	<0.05
						1.0	0.09		<0.01			0.06			0.87			0.50			0.03			0.03			4			<0.1			<0.2			0.4			<0.2			2.8			<0.1			5.0			<0.05		
					Middle	4.3	0.08	0.08	<0.01	<0.01		0.06			0.86			0.40			0.03			0.03			3	4		<0.1			<0.2			0.6			<0.2			2.8			<0.1			2.0			<0.05		
						4.3	0.08		<0.01			0.06			0.85			0.40			0.03			0.03			3			<0.1			<0.2			0.5			<0.2			2.8			<0.1			2.0			<0.05		
					Bottom	7.6	0.08	0.08	<0.01	<0.01		0.07	0.1		0.74	0.7		0.50	0.5		0.04	0.04		0.03	0.03		3	3		<0.1	<0.1		<0.2	<0.2		0.6	0.5		<0.2	<0.2		2.4	2.4		<0.1	<0.1		<1	1.0		<0.05	<0.05	
						7.6	0.08		<0.01			0.07			0.74			0.50			0.04			0.03			3			<0.1			<0.2			0.4			<0.2			2.3			<0.1			1.0			<0.05		
19-Jul-16	Cloudy	Rough	19:09	8.2	Surface	1.0	<0.01	0.01	<0.01	<0.01	<0.01	0.16	0.2	0.1	1.08	1.1	1.0	0.70	0.7	0.6	0.06	0.06	0.05	0.02	0.03	0.02	2	2	2	<0.1	<0.1	<0.1	<0.2	<0.2	<0.2	0.8	0.8	0.8	<0.2	<0.2	<0.2	1.6	1.6	1.3	<0.1	<0.1	<0.1	1.0	1.0	1.0	<0.05	<0.05	<0.05
						1.0	<0.01		<0.01			0.16			1.11			0.70			0.06			0.02			2			<0.1			<0.2			0.7			<0.2			1.6			<0.1			<1			<0.05		
					Middle	4.1	<0.01	0.01	<0.01	<0.01		0.11	0.1		0.96	1.0		0.60	0.6		0.04	0.04		0.02	0.02		2	3		<0.1	<0.1		<0.2	<0.2		0.8	0.9		<0.2	<0.2		1.0	1.2		<0.1	<0.1		1.0	1.0		<0.05	<0.05	
						4.1	<0.01		<0.01			0.12			0.95			0.60			0.04			0.02			3			<0.1			<0.2			1.0			<0.2			1.4			<0.1			<1			<0.05		
					Bottom	7.2	<0.01	0.01	<0.01	<0.01		0.11	0.1		0.93	0.9		0.60	0.6		0.04	0.04		0.02	0.02		2	2		<0.1	<0.1		<0.2	<0.2		0.5	0.7		<0.2	<0.2		1.0	1.2		<0.1	<0.1		1.0	1.0		<0.05	<0.05	
						7.2	<0.01		<0.01			0.11			0.93			0.60			0.04			0.02			2			<0.1			<0.2			0.8			<0.2			1.3			<0.1			<1			<0.05		
22-Jul-16	Fine	Moderate	20:55	7.1	Surface	1.0	0.08	0.08	<0.01	<0.01	<0.01	0.14	0.1	0.1	1.00	1.0	0.9	0.50	0.5	0.4	0.06	0.06	0.05	0.05	0.05	0.04	3	3	3	<0.1	<0.1	<0.1	<0.2	<0.2	<0.2	1.5	1.6	1.3	<0.2	<0.2	<0.2	2.3	2.6	2.3	<0.1	<0.1	<0.1	2.0	3.5	2.3	<0.05	<0.05	<0.05
						1.0	0.08		<0.01			0.14			1.00			0.40			0.04			0.04			3			<0.1			<0.2			1.6			<0.2			2.8			<0.1			5.0			<0.05		
					Middle	3.6	0.05	0.06	<0.01	<0.01		0.11			0.87			0.40			0.05			0.03			3			<0.1			<0.2			1.3			<0.2			2.2			<0.1			1.0			<0.05		
						3.6	0.07		<0.01			0.11			0.86			0.50			0.06			0.04			3			<0.1			<0.2			1.1			<0.2			2.2			<0.1			2.0			<0.05		
					Bottom	6.1	0.06	0.06	<0.01	<0.01		0.10	0.1		0.82	0.8		0.30	0.3		0.05	0.05		0.03	0.03		3	3		<0.1	<0.1		<0.2	<0.2		1.1	1.2		<0.2	<0.2		2.0	2.1		<0.1	<0.1		1.0	2.0		<0.05	<0.05	
						6.1	0.05		<0.01			0.10			0.82			0.30			0.04			0.03			3			<0.1			<0.2			1.2			<0.2			2.2			<0.1			3.0			<0.05		
24-Jul-16	Sunny	Moderate	09:33	8.7	Surface	1.0	0.04	0.04	<0.01	<0.01	<0.01	0.12	0.1	0.1	1.00	1.0	0.8	0.50	0.5	0.4	0.05	0.05	0.05	0.02	0.02	0.01	2	2	2	<0.1	<0.1	<0.1	<0.2	<0.2	<0.2	1.3	1.4	1.3	<0.2	<0.2	<0.2	2.5	2.4	1.8	<0.1	<0.1	<0.1	2.0	2.5	3.0	<0.05	<0.05	<0.05
						1.0	0.04		<0.01			0.12			1.01			0.50			0.05			0.02			2			<0.1			<0.2			1.5			<0.2			2.2			<0.1			3.0			<0.05		
					Middle	4.4	0.02	0.02	<0.01	<0.01		0.09			0.80	0.8		0.40	0.4		0.05	0.05		0.01	0.01		2	3		<0.1	<0.1		<0.2	<0.2		1.6	1.6		<0.2	<0.2		1.8	1.9		<0.1	<0.1		8.0	4.5		<0.05	<0.05	
						4.4	0.02		<0.01			0.09			0.78			0.40			0.05			0.01			3			<0.1			<0.2			1.6			<0.2			1.9			<0.1			1.0			<0.05		
					Bottom	7.7	0.02	0.02	<0.01	<0.01		0.07	0.1		0.64	0.6		0.40	0.4		0.04	0.05		0.01	0.01		2	2		<0.1	<0.1		<0.2	<0.2		0.8	0.8		<0.2	<0.2		1.0	1.1		<0.1	<0.1		<1	2.0		<0.05	<0.05	
						7.7	0.02		<0.01			0.07			0.65			0.40			0.05			0.01			2			<0.1			<0.2			0.8			<0.2			1.2			<0.1			3.0			<0.05		
26-Jul-16	Sunny	Moderate	11:36	7.9	Surface	1.0	<0.01	0.01	<0.01	<0.01	<0.01	0.08	0.1	0.1	0.77	0.8	0.7	<0.1	<0.1	<0.1	0.05	0.05	0.05	0.02	0.02	0.02	3	3	3	<0.1	<0.1	<0.1	<0.2	<0.2	<0.2	1.0	1.2	0.8	<0.2	<0.2	<0.2	1.6	1.8	1.7	<0.1	<0.1	<0.1	<1	1.0	4.2	<0.05	<0.05	<0.05
						1.0	0.01		<0.01			0.08			0.81			<0.1			0.05			0.02			3			<0.1			<0.2			1.3			<0.2			2.0			<0.1			<1			<0.05		
					Middle	4.0	0.02	0.03	<0.01	<0.01	<0.01	0.06	0.1	0.1	0.70	0.7	0.7	<0.1	<0.1	<0.1	0.04	0.04	0.05	0.03	0.03	0.02	3	3	3	<0.1	<0.1	<0.1	<0.2	<0.2	<0.2	1.0	0.8	0.8	<0.2	<0.2	<0.2	1.4	1.5	1.7	<0.1	<0.1	<0.1	7.0	6.0		<0.05	<0.05	<0.05
						4.0	0.04		<0.01			0.06			0.69			<0.1			0.04			0.02			3			<0.1			<0.2			0.6			<0.2			1.6			<0.1			5.0			<0.05		
					Bottom	6.9	0.04	0.04	<0.01	<0.01		0.05	0.1		0.59	0.6		<0.1	<0.1		0.05	0.05		0.02	0.02		2	3		<0.1	<0.1		<0.2	<0.2		0.5	0.6		<0.2	<0.2		1.9	1.9		<0.1	<0.1		10.0	5.5		<0.05	<0.05	
						6.9	0.04		<0.01			0.06			0.59			<0.1			0.05			0.02			3			<0.1			<0.2			0.6			<0.2			1.8			<0.1			<1			<0.05		
28-Jul-16	Fine	Moderate	08:22	8.1	Surface	1.0	<0.01	0.01	<0.01	<0.01	<0.01	0.06	0.1	0.1	0.97	1.0	0.9	0.30	0.3	0.3	0.05	0.05	0.05	<0.01	0.01	0.01	2	2	2	<0.1	<0.1	<0.1	<0.2	<0.2	<0.2	1.4	1.3	1.2	<0.2	<0.2	<0.2	1.3	1.6	1.4	<0.1	<0.1	<0.1	2.0	1.5	1.3	<0.05	<0.05	<0.05
						1.0	<0.01		<0.01			0.06			0.97			0.20			0.05			0.01			2			<0.1			<0.2			1.2			<0.2			1.8			<0.1			<1			<0.05		
					Middle	4.1	<0.01	0.02	<0.01	<0.01	<0.01	0.06	0.1	0.1	0.94	0.9	0.9	0.30	0.3	0.3	0.04	0.04	0.05	<0.01	0.01	0.01	2	2	2	<0.1	<0.1	<0.1	<0.2	<0.2	<0.2	1.2	1.2	1.2	<0.2	<0.2	<0.2	1.3	1.2	1.4	<0.1	<0.1	<0.1	1.0	1.5		<0.05	<0.05	<0.05
						4.1	0.02		<0.01			0.06			0.94			0.30			0.04			0.01			2			<0.1			<0.2			1.1			<0.2			1.0			<0.1			2.0			<0.05		
					Bottom	7.1	<0.01	0.01	<0.01	<0.01		0.06	0.1		0.94	0.9		0.30	0.3		0.06	0.05		<0.01	0.01		2	2		<0.1	<0.1		<0.2	<0.2		1.0	1.0		<0.2	<0.2		1.3	1.4		<0.1	<0.1		<1	1.0		<0.05	<0.05	
						7.1	<0.01		<0.01			0.06			0.93			0.20			0.04			0.01			2			<0.1			<0.2			1.0			<0.2			1.5			<0.1			<1			<0.05		
30-Jul-16	Cloudy	Moderate	16:40	7.9	Surface	1.0	0.08	0.08	<0.01	<0.01	<0.01	0.06	0.1	0.1	0.76	0.8	0.7	0.70	0.7	0.6	0.04	0.04	0.04	0.01	0.01	0.02	2	3	2	<0.1	<0.1	<0.1	<0.2	<0.2	<0.2	0.9	1.0	1.0	<0.2	<0.2	<0.2	3.0	3.4	3.0	<0.1	<0.1	<0.1	<1	1.0	1.0	<0.05	<0.05	<0.05
						1.0	0.08		<0.01			0.06			0.75			0.70			0.04			0.01			3			<0.1			<0.2			1.0			<0.2			3.8			<0.1			<1			<0.05		
					Middle	4.0	0.07	0.07	<0.01	<0.01	<0.01	0.06	0.1	0.1	0.76	0.8	0.7	0.60	0.6	0.6	0.04	0.04	0.04	0.01	0.02	0.02	2	2	2	<0.1	<0.1	<0.1	<0.2	<0.2	<0.2	1.0	1.2	1.0	<0.2	<0.2	<0.2	2.7	2.8		<0.1	<0.1	<0.1	<1	1.0		<0.05	<0.05	<0.05
						4.0	0.07		<0.01			0.06			0.77			0.60			0.04			0.02			2			<0.1			<0.2			1.3			<0.2			2.9			<0.1			<1			<0.05		
					Bottom	6.9	0.06	0.07	<0.01	<0.01		0.05	0.1		0.72	0.7		0.50	0.5		0.04	0.04		0.02	0.02		3	3		<0.1	<0.1		<0.2	<0.2		1.0	0.9		<0.2	<0.2		3.1	2.9		<0.1	<0.1		1.0	1.0		<0.05	<0.05	
						6.9	0.07		<0.01			0.05			0.72			0.50			0.04			0.02			2			<0.1			<0.2			0.8			<0.2			2.6			<0.1			<1			<0.05		

Remarks: DA: Depth-Averaged
Calm: Small or no wave; Moderate: Between calm and rough; Rough : White capped or rougher

Expansion of Hong Kong International Airport into a Three-Runway System
Baseline Water Quality Monitoring
Water Quality Monitoring Results at IM12 during Mid-Ebb Tide

Date	Weather Condition	Sea Condition	Sampling Time	Water Depth (m)	Sampling Depth (m)		Current Speed (m/s)	Current Direction	Water Temperature (ºC) Value	Water Temperature (ºC) Average	pH Value	pH Average	Salinity (ppt) Value	Salinity (ppt) Average	DO Saturation (%) Value	DO Saturation (%) Average	Dissolved Oxygen (mg/L) Value	Dissolved Oxygen (mg/L) Average	Dissolved Oxygen (mg/L) DA	Turbidity(NTU) Value	Turbidity(NTU) Average	Turbidity(NTU) DA	Suspended Solids (mg/L) Value	Suspended Solids (mg/L) Average	Suspended Solids (mg/L) DA	Total Alkalinity (ppm) Value	Total Alkalinity (ppm) Average	Total Alkalinity (ppm) DA	Observed construction activities <100m from location	Observed construction activities >100m from location	Other Observations
3-May-16	Cloudy	Moderate	10:36	9.0	Surface	1.0	0.5	111	24.0	24.0	8.1	8.1	13.1	13.1	100.7	100.6	7.9	7.9	7.3	5.0	5.0	7.7	5	6	7	72	73	84	N/A	N/A	N/A
						1.0	0.6	112	24.0		8.1		13.1		100.6		7.9			5.0			6			75					
					Middle	4.5	0.6	96	22.8	22.8	8.1	8.1	19.6	19.6	86.3	86.3	6.6	6.6		6.8	6.8		8	8		87	87				
						4.5	0.6	100	22.8		8.1		19.6		86.3		6.6			6.9			7			88					
					Bottom	8.0	0.5	91	22.5	22.5	8.1	8.1	22.3	22.3	85.9	85.9	6.5	6.5	6.5	11.3	11.3		7	8		91	90				
						8.0	0.5	96	22.5		8.1		22.3		86.0		6.5			11.3			8			90					
5-May-16	Cloudy	Moderate	11:54	9.0	Surface	1.0	0.9	114	23.6	23.6	8.1	8.1	19.8	19.8	86.6	86.5	6.6	6.6	6.5	6.0	6.0	13.6	6	6	14	76	75	86	N/A	N/A	N/A
						1.0	0.9	119	23.6		8.1		19.8		86.5		6.5			6.1			5			75					
					Middle	4.5	0.8	100	23.0	23.0	8.1	8.1	23.1	23.1	85.6	85.6	6.4	6.4		14.6	14.5		18	18		88	89				
						4.5	0.8	101	23.0		8.1		23.1		85.6		6.4			14.5			18			89					
					Bottom	8.0	0.6	91	22.9	22.9	8.1	8.1	23.7	23.7	86.0	86.0	6.4	6.4	6.4	20.2	20.2		17	17		94	93				
						8.0	0.7	91	22.9		8.1		23.7		86.0		6.4			20.2			17			93					
7-May-16	Cloudy	Moderate	13:18	7.6	Surface	1.0	0.9	108	24.6	24.6	8.0	8.0	18.0	18.0	85.6	85.6	6.4	6.4	6.4	6.2	6.2	13.4	4	4	12	83	81	95	N/A	N/A	N/A
						1.0	0.9	116	24.6		8.0		18.0		85.6		6.4			6.3			4			79					
					Middle	3.8	0.9	93	24.0	24.0	8.1	8.1	20.7	20.7	85.0	85.0	6.4	6.4		10.9	11.0		15	15		96	98				
						3.8	0.9	97	24.0		8.1		20.7		85.1		6.4			11.1			15			99					
					Bottom	6.6	0.7	79	23.9	23.9	8.1	8.1	23.0	23.0	87.1	87.1	6.4	6.4	6.4	23.0	22.9		17	18		104	105				
						6.6	0.7	85	23.9		8.1		23.0		87.1		6.4			22.9			18			106					
10-May-16	Cloudy	Moderate	15:14	8.7	Surface	1.0	0.7	109	24.8	24.8	7.9	7.9	14.1	14.1	82.7	82.7	6.3	6.3	6.3	8.9	9.0	16.4	4	5	20	78	77	80	N/A	N/A	N/A
						1.0	0.8	119	24.8		7.9		14.1		82.6		6.3			9.1			5			76					
					Middle	4.4	0.7	88	24.7	24.7	7.9	7.9	16.9	16.9	82.1	82.1	6.2	6.2		13.9	13.8		9	9		81	80				
						4.4	0.8	96	24.7		7.9		16.9		82.1		6.2			13.7			9			78					
					Bottom	7.7	0.6	93	24.7	24.7	7.9	7.9	17.9	17.9	82.3	82.3	6.2	6.2	6.2	26.3	26.3		46	48		85	84				
						7.7	0.6	101	24.7		7.9		17.9		82.3		6.2			26.3			49			84					
12-May-16	Cloudy	Moderate	16:48	6.5	Surface	1.0	0.3	151	24.6	24.6	8.0	8.0	20.0	20.0	86.1	85.8	6.4	6.4	6.2	3.7	3.8	4.4	3	4	4	75	76	85	N/A	N/A	N/A
						1.0	0.4	156	24.6		8.0		20.0		85.4		6.4			3.8			4			77					
					Middle	3.3	0.3	140	24.0	24.0	8.0	8.0	21.9	21.9	81.9	81.8	6.1	6.1		4.1	4.2		4	4		85	84				
						3.3	0.3	153	24.0		8.0		21.9		81.6		6.1			4.3			4			84					
					Bottom	5.5	0.3	113	23.7	23.7	8.0	8.0	23.5	23.6	81.4	81.6	6.0	6.0	6.0	5.2	5.4		5	5		95	96				
						5.5	0.3	118	23.7		8.0		23.6		81.8		6.1			5.5			4			97					
14-May-16	Cloudy	Moderate	08:16	9.1	Surface	1.0	0.4	154	24.3	24.3	8.0	8.0	18.8	18.8	87.5	87.5	6.6	6.6	6.2	3.5	3.5	5.7	3	4	6	76	75	80	N/A	N/A	N/A
						1.0	0.4	166	24.3		8.0		18.8		87.4		6.6			3.5			4			75					
					Middle	4.6	0.3	150	23.9	23.9	8.0	8.0	21.8	21.8	79.2	79.3	5.9	5.9		5.9	5.9		6	7		81	81				
						4.6	0.3	151	23.9		8.0		21.7		79.3		5.9			5.9			7			82					
					Bottom	8.1	0.3	123	23.9	23.9	8.0	8.0	22.1	22.1	78.7	78.7	5.9	5.9	5.9	7.8	7.8		7	8		86	84				
						8.1	0.3	128	23.9		8.0		22.1		78.7		5.9			7.8			9			82					
19-Jul-16	Sunny	Rough	12:40	8.5	Surface	1.0	0.5	287	27.4	27.3	8.3	8.2	17.1	17.1	84.9	81.9	6.1	5.9	5.5	7.1	7.3	13.2	7	7	9	83	83	85	N/A	N/A	N/A
						1.0	0.6	302	27.2		8.2		17.1		78.8		5.7			7.4			6			83					
					Middle	4.3	0.8	284	26.4	26.4	8.1	8.1	21.0	21.0	71.1	70.9	5.1	5.1		10.9	11.7		6	7		84	84				
						4.3	0.8	286	26.4		8.1		21.0		70.6		5.1			12.5			8			85					
					Bottom	7.5	0.9	265	25.4	25.5	8.0	8.0	24.8	24.9	75.7	80.7	5.4	5.7	5.7	22.0	20.7		14	15		88	89				
						7.5	0.9	281	25.6		8.0		24.9		85.6		6.1			19.3			15			90					
22-Jul-16	Sunny	Moderate	14:33	7.2	Surface	1.0	0.5	112	28.4	28.3	7.9	7.9	16.7	16.7	97.0	96.7	6.9	6.9	6.3	2.5	2.6	7.0	6	7	11	84	83	87	N/A	N/A	N/A
						1.0	0.6	121	28.3		7.9		16.7		96.3		6.8			2.6			7			82					
					Middle	3.6	0.5	91	26.8	26.8	7.8	7.8	20.2	20.2	80.6	80.6	5.8	5.8		7.6	7.9		11	11		85	86				
						3.6	0.5	96	26.8		7.8		20.2		80.6		5.8			8.1			10			87					
					Bottom	6.2	0.4	86	26.6	26.6	7.8	7.8	20.6	20.6	81.0	81.3	5.8	5.8	5.8	11.1	10.7		16	16		90	91				
						6.2	0.4	89	26.7		7.8		20.6		81.6		5.8			10.3			16			92					
24-Jul-16	Sunny	Moderate	15:28	7.2	Surface	1.0	0.4	173	28.3	28.3	7.9	7.9	18.0	18.0	96.0	96.0	6.8	6.8	6.6	1.9	1.9	2.6	3	3	4	77	77	80	N/A	N/A	N/A
						1.0	0.4	180	28.3		7.9		18.0		96.0		6.8			1.9			2			78					
					Middle	3.6	0.4	180	27.9	27.9	7.8	7.8	18.8	18.8	92.0	92.0	6.5	6.5		2.6	2.7		4	4		80	79				
						3.6	0.4	190	27.9		7.8		18.8		91.9		6.5			2.7			4			78					
					Bottom	6.2	0.3	203	27.3	27.4	7.8	7.8	19.9	19.8	84.6	85.0	6.0	6.0	6.0	3.4	3.4		4	4		84	84				
						6.2	0.3	205	27.4		7.8		19.8		85.3		6.0			3.3			4			85					
26-Jul-16	Sunny	Moderate	17:16	8.6	Surface	1.0	0.6	98	27.2	27.2	8.2	8.2	22.1	22.1	135.6	135.6	9.5	9.5	7.1	3.3	3.3	17.9	12	12	18	91	92	93	N/A	N/A	N/A
						1.0	0.6	103	27.2		8.2		22.1		135.5		9.5			3.3			12			92					
					Middle	4.3	0.4	81	25.2	25.2	7.8	7.8	26.4	26.4	65.3	65.3	4.6	4.6		14.3	14.3		14	15		92	92				
						4.3	0.4	83	25.2		7.8		26.4		65.3		4.6			14.3			15			92					
					Bottom	7.6	0.4	91	24.8	24.8	7.7	7.7	27.1	27.1	59.5	59.6	4.2	4.2	4.2	36.0	36.0		26	26		94	96				
						7.6	0.4	95	24.8		7.7		27.1		59.6		4.2			35.9			26			98					
28-Jul-16	Fine	Moderate	13:52	8.0	Surface	1.0	0.5	257	27.6	27.6	8.1	8.1	20.1	20.1	115.5	115.4	8.1	8.1	7.7	4.5	4.5	10.8	4	4	4	86	85	89	N/A	N/A	N/A
						1.0	0.6	261	27.6		8.1		20.1		115.3		8.1			4.5			3			84					
					Middle	4.0	0.6	268	27.1	27.1	8.1	8.1	22.3	22.3	103.9	103.9	7.3	7.3		7.8	7.8		3	3		90	90				
						4.0	0.6	278	27.1		8.1		22.3		103.9		7.3			7.8			3			91					
					Bottom	7.0	0.5	237	24.9	24.9	7.8	7.8	27.8	27.8	63.2	63.2	4.5	4.5	4.5	20.0	20.0		4	4		88	90				
						7.0	0.5	256	24.9		7.8		27.8		63.2		4.5			20.0			4			92					
30-Jul-16	Sunny	Moderate	10:12	9.0	Surface	1.0	0.5	117	28.1	28.1	8.1	8.1	17.8	17.8	120.7	120.4	8.5	8.5	7.5	3.0	3.1	8.0	4	4	6	84	85	89	N/A	N/A	N/A
						1.0	0.5	120	28.1		8.1		17.8		120.1		8.5			3.1			3			87					
					Middle	4.5	0.5	109	25.7	25.7	7.8	7.8	25.9	25.9	90.7	91.0	6.4	6.4		7.4	7.4		3	4		90	90				
						4.5	0.5	109	25.7		7.8		25.8		91.3		6.4			7.4			4			89					
					Bottom	8.0	0.3	136	25.3	25.3	7.6	7.6	26.7	26.7	61.6	61.7	4.4	4.4	4.4	13.5	13.5		10	10		92	91				
						8.0	0.3	141	25.3		7.6		26.7		61.8		4.4			13.5			10			91					

Remarks: DA: Depth-Averaged
Calm: Small or no wave; Moderate: Between calm and rough; Rough : White capped or rougher

Expansion of Hong Kong International Airport into a Three-Runway System
Baseline Water Quality Monitoring
Water Quality Monitoring Results at IM12 during Mid-Ebb Tide

Date	Weather Condition	Sea Condition	Sampling Time	Water Depth (m)	Sampling Depth (m)	Ammonia as N (mg/L) Value	Ammonia as N (mg/L) Average	Ammonia as N (mg/L) DA	Unionized Ammonia as N Value	Unionized Ammonia as N Average	Unionized Ammonia as N DA	Nitrite as N (mg/L) Value	Nitrite as N (mg/L) Average	Nitrite as N (mg/L) DA	Nitrate as N (mg/L) Value	Nitrate as N (mg/L) Average	Nitrate as N (mg/L) DA	Total Kjeldahl Nitrogen as N (mg/L) Value	Total Kjeldahl Nitrogen as N (mg/L) Average	Total Kjeldahl Nitrogen as N (mg/L) DA	Total Phosphorus as P (mg/L) Value	Total Phosphorus as P (mg/L) Average	Total Phosphorus as P (mg/L) DA	Reactive Phosphorus as P (mg/L) Value	Reactive Phosphorus as P (mg/L) Average	Reactive Phosphorus as P (mg/L) DA	Arsenic (µg/L) Value	Arsenic (µg/L) Average	Arsenic (µg/L) DA	Cadmium (µg/L) Value	Cadmium (µg/L) Average	Cadmium (µg/L) DA	Chromium (µg/L) Value	Chromium (µg/L) Average	Chromium (µg/L) DA	Copper (µg/L) Value	Copper (µg/L) Average	Copper (µg/L) DA	Lead (µg/L) Value	Lead (µg/L) Average	Lead (µg/L) DA	Nickel (µg/L) Value	Nickel (µg/L) Average	Nickel (µg/L) DA	Silver (µg/L) Value	Silver (µg/L) Average	Silver (µg/L) DA	Zinc (µg/L) Value	Zinc (µg/L) Average	Zinc (µg/L) DA	Mercury (µg/L) Value	Mercury (µg/L) Average	Mercury (µg/L) DA
3-May-16	Cloudy	Moderate	10:36	9.0	Surface	1.0	0.12	0.13		<0.01	<0.01		0.07	0.1		0.83	0.9		0.50	0.5		0.03	0.03		0.02	0.02		1	2		<0.1	<0.1		<0.2	<0.2		1.4	1.3		<0.2	<0.2		1.8	1.8		<0.1	<0.1		3.0	2.5		<0.05	<0.05	
						1.0	0.14			<0.01			0.07			0.87			0.50			0.03			0.02			2			<0.1			<0.2			1.1			<0.2			1.7			<0.1			2.0			<0.05		
					Middle	4.5	0.09	0.10	0.12	<0.01	<0.01	<0.01	0.06	0.1	0.1	0.68	0.7	0.9	0.40	0.4	0.5	0.02	0.02	0.03	0.02	0.02	0.02	2	2	2	<0.1	<0.1	<0.1	<0.2	<0.2	<0.2	1.0	0.9	1.0	<0.2	<0.2	<0.2	0.8	0.9	1.4	<0.1	<0.1	<0.1	<1	<1	2.0	<0.05	<0.05	<0.05
						4.5	0.10			<0.01			0.06			0.68			0.40			0.02			0.02			2			<0.1			<0.2			0.8			<0.2			1.0			<0.1			<1			<0.05		
					Bottom	8.0	0.13	0.14		<0.01	<0.01		0.10	0.1		1.09	1.1		0.50	0.6		0.04	0.04		0.03	0.03		2	3		<0.1	<0.1		<0.2	<0.2		1.0	0.9		<0.2	<0.2		1.8	1.6		<0.1	<0.1		3.0	2.5		<0.05	<0.05	
						8.0	0.14			<0.01			0.10			1.09			0.60			0.04			0.03			3			<0.1			<0.2			0.8			<0.2			1.4			<0.1			2.0			<0.05		
5-May-16	Cloudy	Moderate	11:54	9.0	Surface	1.0	0.14	0.15		<0.01	<0.01		0.07	0.1		0.80	0.8		0.40	0.4		0.04	0.04		0.03	0.03		3	3		<0.1	<0.1		<0.2	<0.2		0.7	0.7		<0.2	<0.2		1.0	1.0		<0.1	<0.1		1.0	1.0		<0.05	<0.05	
						1.0	0.15			<0.01			0.07			0.81			0.30			0.04			0.03			3			<0.1			<0.2			0.7			<0.2			1.0			<0.1			1.0			<0.05		
					Middle	4.5	0.11	0.11	0.12	<0.01	<0.01	<0.01	0.05	0.1	0.1	0.60	0.6	0.7	0.40	0.4	0.4	0.06	0.05	0.04	0.02	0.02	0.02	3	3	3	<0.1	<0.1	<0.1	<0.2	<0.2	<0.2	0.8	0.8	0.7	<0.2	<0.2	<0.2	0.6	0.7	0.8	<0.1	<0.1	<0.1	<1	<1	1.2	<0.05	<0.05	<0.05
						4.5	0.11			<0.01			0.05			0.59			0.40			0.04			0.02			3			<0.1			<0.2			0.7			<0.2			0.7			<0.1			<1			<0.05		
					Bottom	8.0	0.11	0.11		<0.01	<0.01		0.05	0.1		0.61	0.6		0.50	0.5		0.04	0.04		0.02	0.02		2	3		<0.1	<0.1		<0.2	<0.2		0.8	0.7		<0.2	<0.2		0.8	0.8		<0.1	<0.1		1.0	1.5		<0.05	<0.05	
						8.0	0.11			<0.01			0.05			0.61			0.40			0.04			0.02			3			<0.1			<0.2			0.6			<0.2			0.8			<0.1			2.0			<0.05		
7-May-16	Cloudy	Moderate	13:18	7.6	Surface	1.0	0.18	0.19		<0.01	<0.01		0.09	0.1		0.90	0.9		0.30	0.3		0.06	0.06		0.03	0.03		4	4		<0.1	<0.1		<0.2	<0.2		1.3	1.3		<0.2	<0.2		2.4	2.5		<0.1	<0.1		5.0	4.5		<0.05	<0.05	
						1.0	0.20			<0.01			0.09			0.91			0.30			0.05			0.03			3			<0.1			<0.2			1.3			<0.2			2.6			<0.1			4.0			<0.05		
					Middle	3.8	0.15	0.15	0.16	<0.01	<0.01	0.01	0.05	0.1	0.1	0.71	0.7	0.8	0.20	0.2	0.3	0.04	0.04	0.05	0.03	0.03	0.03	3	3	3	<0.1	<0.1	<0.1	<0.2	<0.2	<0.2	1.2	1.1	1.4	<0.2	<0.2	<0.2	2.2	2.0	2.1	<0.1	<0.1	<0.1	7.0	4.5	3.7	<0.05	<0.05	<0.05
						3.8	0.15			<0.01			0.06			0.70			0.20			0.04			0.03			3			<0.1			<0.2			1.0			<0.2			1.8			<0.1			2.0			<0.05		
					Bottom	6.6	0.15	0.15		<0.01	<0.01		0.06	0.1		0.67	0.7		0.40	0.4		0.05	0.06		0.02	0.02		3	3		<0.1	<0.1		<0.2	<0.2		1.6	1.7		<0.2	<0.2		1.7	1.7		<0.1	<0.1		2.0	2.0		<0.05	<0.05	
						6.6	0.15			<0.01			0.06			0.67			0.40			0.07			0.02			3			<0.1			<0.2			1.8			<0.2			1.7			<0.1			2.0			<0.05		
10-May-16	Cloudy	Moderate	15:14	8.7	Surface	1.0	0.11	0.11		<0.01	<0.01		0.09	0.1		1.07	1.1		0.70	0.7		0.05	0.05		0.04	0.04		3	3		<0.1	<0.1		<0.2	<0.2		0.2	0.2		<0.2	<0.2		2.8	2.8		<0.1	<0.1		<1	<1		<0.05	<0.05	
						1.0	0.11			<0.01			0.10			1.09			0.60			0.05			0.04			3			<0.1			<0.2			0.2			<0.2			2.7			<0.1			<1			<0.05		
					Middle	4.4	0.13	0.13	0.12	<0.01	<0.01	<0.01	0.08	0.1	0.1	1.00	1.0	1.0	0.50	0.6	0.6	0.05	0.06	0.06	0.04	0.04	0.04	3	3	3	<0.1	<0.1	<0.1	<0.2	<0.2	<0.2	<0.2	<0.2	0.3	<0.2	<0.2	<0.2	2.6	2.6	2.6	<0.1	<0.1	<0.1	<1	<1	<1	<0.05	<0.05	<0.05
						4.4	0.12			<0.01			0.08			0.99			0.70			0.07			0.04			3			<0.1			<0.2			<0.2			<0.2			2.5			<0.1			<1			<0.05		
					Bottom	7.7	0.12	0.12		<0.01	<0.01		0.08	0.1		0.94	0.9		0.60	0.6		0.06	0.07		0.03	0.03		3	3		<0.1	<0.1		<0.2	<0.2		0.4	0.4		<0.2	<0.2		2.6	2.5		<0.1	<0.1		<1	<1		<0.05	<0.05	
						7.7	0.12			<0.01			0.08			0.94			0.60			0.07			0.03			3			<0.1			<0.2			<0.2			<0.2			2.3			<0.1			<1			<0.05		
12-May-16	Cloudy	Moderate	16:48	6.5	Surface	1.0	0.11	0.11		<0.01	<0.01		0.07	0.1		0.83	0.8		0.60	0.6		0.04	0.04		0.04	0.04		3	3		<0.1	<0.1		<0.2	<0.2		0.8	0.9		<0.2	<0.2		2.9	2.9		<0.1	<0.1		1.0	1.0		<0.05	<0.05	
						1.0	0.11			<0.01			0.06			0.85			0.60			0.04			0.03			2			<0.1			<0.2			0.9			<0.2			2.8			<0.1			1.0			<0.05		
					Middle	3.3	0.10	0.11	0.11	<0.01	<0.01	<0.01	0.06	0.1	0.1	0.76	0.8	0.7	0.60	0.6	0.6	0.04	0.04	0.04	0.03	0.04	0.03	3	3	2	<0.1	<0.1	<0.1	<0.2	<0.2	<0.2	0.7	0.7	0.7	<0.2	<0.2	<0.2	2.6	2.6	2.6	<0.1	<0.1	<0.1	<1	2.0	1.3	<0.05	<0.05	<0.05
						3.3	0.12			<0.01			0.05			0.77			0.60			0.04			0.04			2			<0.1			<0.2			0.7			<0.2			2.6			<0.1			3.0			<0.05		
					Bottom	5.5	0.12	0.12		<0.01	<0.01		0.05	0.1		0.63	0.6		0.50	0.5		0.04	0.04		0.03	0.03		2	2		<0.1	<0.1		<0.2	<0.2		0.6	0.6		<0.2	<0.2		2.4	2.4		<0.1	<0.1		<1	1.0		<0.05	<0.05	
						5.5	0.11			<0.01			0.06			0.61			0.50			0.04			0.03			2			<0.1			<0.2			0.5			<0.2			2.4			<0.1			1.0			<0.05		
14-May-16	Cloudy	Moderate	08:16	9.1	Surface	1.0	0.09	0.10		<0.01	<0.01		0.06	0.1		0.94	0.9		0.50	0.5		0.04	0.04		0.03	0.03		4	4		<0.1	<0.1		<0.2	<0.2		0.7	0.6		<0.2	<0.2		2.6	2.7		<0.1	<0.1		2.0	1.5		<0.05	<0.05	
						1.0	0.10			<0.01			0.07			0.93			0.50			0.04			0.03			3			<0.1			<0.2			0.5			<0.2			2.8			<0.1			1.0			<0.05		
					Middle	4.6	0.08	0.08	0.09	<0.01	<0.01	<0.01	0.06	0.1	0.1	0.72	0.7	0.8	0.40	0.4	0.4	0.03	0.03	0.04	0.03	0.03	0.03	3	3	3	<0.1	<0.1	<0.1	<0.2	<0.2	<0.2	0.4	0.5	0.5	<0.2	<0.2	<0.2	2.4	2.4	2.5	<0.1	<0.1	<0.1	<1	<1	1.2	<0.05	<0.05	<0.05
						4.6	0.08			<0.01			0.05			0.72			0.40			0.03			0.03			3			<0.1			<0.2			0.5			<0.2			2.4			<0.1			<1			<0.05		
					Bottom	8.1	0.08	0.08		<0.01	<0.01		0.05	0.1		0.71	0.7		0.40	0.4		0.03	0.04		0.03	0.03		4	4		<0.1	<0.1		<0.2	<0.2		0.4	0.5		<0.2	<0.2		2.3	2.4		<0.1	<0.1		<1	<1		<0.05	<0.05	
						8.1	0.08			<0.01			0.05			0.71			0.40			0.04			0.03			3			<0.1			<0.2			0.5			<0.2			2.4			<0.1			<1			<0.05		
19-Jul-16	Sunny	Rough	12:40	8.5	Surface	1.0	<0.01	0.01		<0.01	<0.01		0.09	0.1		0.93	0.9		0.70	0.7		0.04	0.04		0.01	0.01		2	2		<0.1	<0.1		<0.2	<0.2		0.8	0.6		<0.2	<0.2		1.2	1.1		<0.1	<0.1		<1	5.0		<0.05	<0.05	
						1.0	<0.01			<0.01			0.09			0.91			0.60			0.04			0.01			2			<0.1			<0.2			0.4			<0.2			0.9			<0.1			9.0			<0.05		
					Middle	4.3	0.05	0.05	0.03	<0.01	<0.01	<0.01	0.09	0.1	0.1	0.83	0.8	0.8	0.50	0.6	0.6	0.03	0.04	0.04	0.03	0.03	0.02	3	3	2	<0.1	<0.1	<0.1	<0.2	<0.2	<0.2	0.6	0.6	0.7	<0.2	<0.2	<0.2	1.1	1.1	1.1	<0.1	<0.1	<0.1	1.0	1.0	2.7	<0.05	<0.05	<0.05
						4.3	0.04			<0.01			0.08			0.82			0.60			0.04			0.03			3			<0.1			<0.2			0.6			<0.2			1.0			<0.1			1.0			<0.05		
					Bottom	7.5	0.03	0.04		<0.01	<0.01		0.09	0.1		0.74	0.8		0.60	0.6		0.04	0.04		0.02	0.02		2	2		<0.1	<0.1		<0.2	<0.2		0.8	0.9		<0.2	<0.2		0.8	1.1		<0.1	<0.1		2.0	2.0		<0.05	<0.05	
						7.5	0.05			<0.01			0.08			0.76			0.50			0.04			0.02			2			<0.1			<0.2			0.9			<0.2			1.3			<0.1			2.0			<0.05		
22-Jul-16	Sunny	Moderate	14:33	7.2	Surface	1.0	0.05	0.05		<0.01	<0.01		0.10	0.1		0.92	0.9		0.40	0.4		0.04	0.05		0.03	0.03		2	3		<0.1	<0.1		<0.2	<0.2		1.2	1.4		<0.2	<0.2		2.4	2.5		<0.1	<0.1		3.0	3.5		<0.05	<0.05	
						1.0	0.05			<0.01			0.11			0.91			0.40			0.05			0.03			3			<0.1			<0.2			1.5			<0.2			2.6			<0.1			4.0			<0.05		
					Middle	3.6	0.05	0.06	0.06	<0.01	<0.01	<0.01	0.10	0.1	0.1	0.87	0.9	0.9	0.40	0.4	0.4	0.04	0.05	0.05	0.03	0.03	0.03	3	3	3	<0.1	<0.1	<0.1	<0.2	<0.2	<0.2	1.5	1.5	1.4	<0.2	<0.2	<0.2	2.2	2.1	2.3	<0.1	<0.1	<0.1	3.0	2.5	3.8	<0.05	<0.05	<0.05
						3.6	0.06			<0.01			0.10			0.87			0.40			0.05			0.03			2			<0.1			<0.2			1.4			<0.2			1.9			<0.1			2.0			<0.05		
					Bottom	6.2	0.06	0.06		<0.01	<0.01		0.10	0.1		0.86	0.9		0.40	0.4		0.04	0.05		0.03	0.03		3	3		<0.1	<0.1		<0.2	<0.2		1.3	1.3		<0.2	<0.2		2.1	2.3		<0.1	<0.1		8.0	5.5		<0.05	<0.05	
						6.2	0.06			<0.01			0.10			0.86			0.40			0.05			0.03			3			<0.1			<0.2			1.2			<0.2			2.4			<0.1			3.0			<0.05		
24-Jul-16	Sunny	Moderate	15:28	7.2	Surface	1.0	0.03	0.03		<0.01	<0.01		0.12	0.1		0.98	1.0		0.40	0.4		0.06	0.06		0.02	0.02		2	2		<0.1	<0.1		<0.2	<0.2		2.0	2.1		<0.2	<0.2		1.9	2.3		<0.1	<0.1		5.0	4.0		<0.05	<0.05	
						1.0	0.03			<0.01			0.12			0.99			0.40			0.05			0.02			2			<0.1			<0.2			2.1			<0.2			2.6			<0.1			3.0			<0.05		
					Middle	3.6	0.03	0.03	0.03	<0.01	<0.01	<0.01	0.11	0.1	0.1	0.95	1.0	0.9	0.40	0.4	0.4	0.05	0.05	0.05	0.03	0.03	0.03	2	2	2	<0.1	<0.1	<0.1	<0.2	<0.2	<0.2	1.3	1.4	1.6	<0.2	<0.2	<0.2	2.2	2.3	2.2	<0.1	<0.1	<0.1	4.0	3.0	2.7	<0.05	<0.05	<0.05
						3.6	0.03			<0.01			0.11			0.97			0.40			0.05			0.03			2			<0.1			<0.2			1.5			<0.2			2.4			<0.1			2.0			<0.05		
					Bottom	6.2	0.02	0.03		<0.01	<0.01		0.10	0.1		0.88	0.9		0.40	0.4		0.04	0.04		0.02	0.03		2	2		<0.1	<0.1		<0.2	<0.2		1.4	1.4		<0.2	<0.2		1.9	2.0		<0.1	<0.1		<1	<1		<0.05	<0.05	
						6.2	0.03			<0.01			0.10			0.89			0.40			0.04			0.03			2			<0.1			<0.2			1.3			<0.2			2.0			<0.1			<1			<0.05		
26-Jul-16	Sunny	Moderate	17:16	8.6	Surface	1.0	<0.01	0.01		<0.01	<0.01		0.04	0.0		0.65	0.6		0.20	0.2		0.04	0.05		<0.01	0.01		3	3		<0.1	<0.1		<0.2	<0.2		1.0	1.1		<0.2	<0.2		1.8	1.9		<0.1	<0.1		<1	<1		<0.05	<0.05	
						1.0	<0.01			<0.01			0.05			0.64			0.20			0.05			<0.01			2			<0.1			<0.2			1.1			<0.2			1.9			<0.1			<1			<0.05		
					Middle	4.3	<0.01	0.01	0.01	<0.01	<0.01	<0.01	0.04	0.0	0.0	0.57	0.6	0.6	<0.1	<0.1	0.1	0.04	0.04	0.04	0.01	0.01	0.01	2	2	2	<0.1	<0.1	<0.1	<0.2	<0.2	<0.2	0.6	0.7	0.8	<0.2	<0.2	<0.2	1.2	1.2	1.5	<0.1	<0.1	<0.1	1.0	1.0	1.0	<0.05	<0.05	<0.05
						4.3	0.01			<0.01			0.02			0.59			<0.1			0.04			<0.01			2			<0.1			<0.2			0.7			<0.2			1.1			<0.1			<1			<0.05		
					Bottom	7.6	0.01	0.01		<0.01	<0.01		0.05	0.1		0.51	0.5		<0.1	<0.1		0.04	0.04		0.01	0.01		2	2		<0.1	<0.1		<0.2	<0.2		0.9	0.8		<0.2	<0.2		1.5	1.4		<0.1	<0.1		1.0	1.0		<0.05	<0.05	
						7.6	0.01			<0.01			0.05			0.53			<0.1			0.04			0.01			2			<0.1			<0.2			0.6			<0.2			1.2			<0.1			1.0			<0.05		
28-Jul-16	Fine	Moderate	13:52	8.0	Surface	1.0	0.02	0.02		<0.01	<0.01		0.08	0.1		1.11	1.1		0.30	0.3		0.05	0.05		0.02	0.02		2	2		<0.1	<0.1		<0.2	<0.2		1.6	1.4		<0.2	<0.2		1.8	1.8		<0.1	<0.1		3.0	2.5		<0.05	<0.05	
						1.0	0.02			<0.01			0.08			1.11			0.20			0.05			0.02			2			<0.1			<0.2			1.2			<0.2			1.7			<0.1			2.0			<0.05		
					Middle	4.0	0.01	0.02	0.02	<0.01	<0.01	<0.01	0.08	0.1	0.1	1.10	1.1	1.1	0.20	0.2	0.2	0.05	0.05	0.05	0.02	0.02	0.02	2	2	2	<0.1	<0.1	<0.1	<0.2	<0.2	<0.2	1.1	1.1	1.1	<0.2	<0.2	<0.2	1.5	1.5	1.4	<0.1	<0.1	<0.1	<1	1.5	3.2	<0.05	<0.05	<0.05
						4.0	0.02			<0.01			0.08			1.10			0.20			0.05			0.02			2			<0.1			<0.2			1.0			<0.2			1.4			<0.1			2.0			<0.05		
					Bottom	7.0	0.02	0.02		<0.01	<0.01		0.06	0.1		0.95	0.9		0.20	0.2		0.05	0.05		0.02	0.02		2	2		<0.1	<0.1		<0.2	<0.2		1.0	1.0		<0.2	<0.2		1.0	1.0		<0.1	<0.1		7.0	5.5		<0.05	<0.05	
						7.0	0.02			<0.01			0.06			0.93			0.20			0.04			0.02			2			<0.1			<0.2			0.9			<0.2			1.0			<0.1			4.0			<0.05		
30-Jul-16	Sunny	Moderate	10:12	9.0	Surface	1.0	0.09	0.09		<0.01	<0.01		0.06	0.1		0.75	0.8		0.60	0.6		0.03	0.03		0.01	0.01		2	3		<0.1	<0.1		<0.2	<0.2		1.4	1.6		<0.2	<0.2		1.5	1.5		<0.1	<0.1		<1	2.0		<0.05	<0.05	
						1.0	0.09			<0.01			0.07			0.76			0.60			0.03			0.01			3			<0.1			<0.2			1.7			<0.2			1.5			<0.1			3.0			<0.05		
					Middle	4.5	0.09	0.08	0.08	<0.01	<0.01	<0.01	0.05	0.0	0.1	0.74	0.8	0.7	0.60	0.6	0.6	0.04	0.04	0.04	0.02	0.02	0.02	2	2	2	<0.1	<0.1	<0.1	<0.2	<0.2	<0.2	0.8	0.9	1.1	<0.2	<0.2	<0.2	1.3	1.5	1.7	<0.1	<0.1	<0.1	2.0	1.5	1.7	<0.05	<0.05	<0.05
						4.5	0.07			<0.01			0.04			0.76			0.60			0.03			0.02			2			<0.1			<0.2			1.0			<0.2			1.6			<0.1			<1			<0.05		
					Bottom	8.0	0.08	0.08		<0.01	<0.01		0.04	0.0		0.65	0.7		0.60	0.6		0.04	0.04		0.02	0.02		3	3		<0.1	<0.1		<0.2	<0.2		0.8	0.9		<0.2	<0.2		1.9	2.1		<0.1	<0.1		2.0	1.5		<0.05	<0.05	
						8.0	0.08			<0.01			0.04			0.65			0.60			0.04			0.02			2			<0.1			<0.2			0.9			<0.2			2.2			<0.1			1.0			<0.05		

Remarks: DA: Depth-Averaged
Calm: Small or no wave; Moderate: Between calm and rough; Rough : White capped or rougher

Expansion of Hong Kong International Airport into a Three-Runway System
Baseline Water Quality Monitoring
Water Quality Monitoring Results at IM12 during Mid-Flood Tide

Date	Weather Condition	Sea Condition	Sampling Time	Water Depth (m)	Sampling Depth (m)		Current Speed (m/s)	Current Direction	Water Temperature (ºC)		pH		Salinity (ppt)		DO Saturation (%)		Dissolved Oxygen (mg/L)			Turbidity(NTU)			Suspended Solids (mg/L)			Total Alkalinity (ppm)			Observed construction activities		Other Observations
									Value	Average	Value	Average	Value	Average	Value	Average	Value	Average	DA	Value	Average	DA	Value	Average	DA	Value	Average	DA	<100m from location	>100m from location	
3-May-16	Cloudy	Moderate	15:44	7.7	Surface	1.0	0.4	224	23.9	23.9	8.1	8.1	14.4	14.4	102.9	102.8	8.0	8.0	7.2	4.7	4.7	6.7	4	4	4	75	75	85	N/A	N/A	N/A
						1.0	0.4	225	23.9		8.1		14.4		102.8		8.0			4.7			4			74					
					Middle	3.9	0.6	300	22.5	22.5	8.1	8.1	22.1	22.1	84.2	84.2	6.4	6.4		6.0	6.0		4	4		87	88				
						3.9	0.6	312	22.5		8.1		22.1		84.2		6.4			6.0			3			89					
					Bottom	6.7	0.6	285	22.1	22.1	8.1	8.1	25.0	25.0	83.2	83.2	6.3	6.3	6.3	9.7	9.5		5	5		92	91				
						6.7	0.6	287	22.1		8.1		25.0		83.3		6.3			9.3			5			91					
5-May-16	Cloudy	Moderate	17:41	8.0	Surface	1.0	0.8	276	23.5	23.5	8.0	8.0	20.3	20.3	88.8	88.9	6.7	6.7	6.8	6.6	6.6	27.3	4	5	42	71	71	83	N/A	N/A	N/A
						1.0	0.8	286	23.5		8.0		20.3		89.0		6.7			6.7			5			72					
					Middle	4.0	0.8	272	23.7	23.7	8.1	8.1	22.4	22.4	93.6	93.5	7.0	7.0		13.9	13.8		12	13		85	86				
						4.0	0.8	274	23.7		8.1		22.4		93.5		7.0			13.8			13			86					
					Bottom	7.0	0.8	276	23.6	23.6	8.1	8.1	22.8	22.8	95.3	95.3	7.1	7.1	7.1	61.7	61.5		108	108		90	91				
						7.0	0.8	292	23.6		8.1		22.8		95.3		7.1			61.3			108			91					
7-May-16	Cloudy	Moderate	19:34	8.5	Surface	1.0	0.6	129	24.9	24.9	8.0	8.0	17.6	17.7	83.9	83.9	6.3	6.3	6.2	8.8	8.8	11.0	4	5	12	86	85	96	N/A	N/A	N/A
						1.0	0.7	136	24.9		8.0		17.7		83.9		6.3			8.8			5			84					
					Middle	4.3	0.6	110	24.5	24.5	8.0	8.0	18.4	18.4	82.7	82.7	6.2	6.2		11.6	11.6		14	15		98	99				
						4.3	0.6	120	24.5		8.0		18.4		82.7		6.2			11.6			15			99					
					Bottom	7.5	0.5	106	24.5	24.5	8.0	8.0	18.6	18.6	83.1	83.1	6.2	6.2	6.2	12.6	12.6		15	16		105	105				
						7.5	0.5	115	24.5		8.0		18.6		83.1		6.2			12.6			16			106					
10-May-16	Cloudy	Moderate	08:40	9.3	Surface	1.0	0.9	265	24.9	24.9	7.9	7.9	16.1	16.1	80.7	80.7	6.1	6.1	6.0	6.2	6.2	16.8	3	3	20	74	75	81	N/A	N/A	N/A
						1.0	1.0	286	24.9		7.9		16.1		80.7		6.1			6.2			3			77					
					Middle	4.7	0.8	284	24.5	24.5	8.0	8.0	19.5	19.5	79.0	79.0	5.9	5.9		16.9	16.9		20	19		84	83				
						4.7	0.8	301	24.5		8.0		19.5		79.0		5.9			16.9			18			82					
					Bottom	8.3	0.5	287	24.4	24.4	8.0	8.0	21.3	21.3	79.7	79.7	5.9	5.9	5.9	27.3	27.3		40	39		84	84				
						8.3	0.5	310	24.4		8.0		21.3		79.7		5.9			27.3			38			85					
12-May-16	Sunny	Moderate	10:03	7.8	Surface	1.0	0.3	243	24.6	24.6	8.0	8.0	17.1	17.1	85.3	85.1	6.4	6.4	6.3	4.9	4.9	7.3	5	5	6	74	74	81	N/A	N/A	N/A
						1.0	0.3	246	24.6		8.0		17.1		84.9		6.4			4.9			5			74					
					Middle	3.9	0.3	242	24.4	24.4	8.0	8.0	17.7	17.8	81.5	81.1	6.2	6.1		6.3	6.6		5	5		81	81				
						3.9	0.3	262	24.4		8.0		17.8		80.6		6.1			6.9			4			82					
					Bottom	6.8	0.3	216	23.5	23.5	8.0	8.0	24.7	24.8	78.9	79.1	5.8	5.8	5.8	10.2	10.5		8	8		86	87				
						6.8	0.4	231	23.5		8.0		24.9		79.2		5.8			10.7			8			88					
14-May-16	Cloudy	Moderate	12:21	7.6	Surface	1.0	0.3	259	24.5	24.5	8.1	8.1	19.9	19.9	86.3	86.2	6.4	6.4	6.2	3.8	3.9	5.4	3	4	3	78	77	80	N/A	N/A	N/A
						1.0	0.3	271	24.5		8.1		19.9		86.1		6.4			3.9			4			76					
					Middle	3.8	0.3	259	23.9	23.9	8.1	8.1	21.9	21.9	80.0	80.0	6.0	6.0		5.4	5.4		4	4		82	80				
						3.8	0.3	271	23.9		8.1		21.9		80.0		6.0			5.4			3			77					
					Bottom	6.6	0.3	224	23.3	23.3	8.0	8.0	26.9	26.9	77.4	77.4	5.7	5.7	5.7	6.9	6.9		3	3		78	83				
						6.6	0.4	243	23.3		8.0		26.9		77.4		5.7			6.9			3			88					
19-Jul-16	Cloudy	Rough	19:20	7.5	Surface	1.0	0.7	88	27.9	27.9	8.3	8.3	16.9	16.9	110.7	109.9	7.9	7.8	7.4	6.3	6.4	9.1	7	7	7	68	67	73	N/A	N/A	N/A
						1.0	0.8	96	27.9		8.3		16.9		109.0		7.8			6.5			7			65					
					Middle	3.8	0.6	93	27.4	27.4	8.2	8.2	18.6	18.5	98.4	98.3	7.0	7.0		7.8	8.0		7	8		75	74				
						3.8	0.6	100	27.4		8.2		18.5		98.1		7.0			8.1			8			73					
					Bottom	6.5	0.7	109	27.2	27.2	8.1	8.1	19.0	19.0	92.2	92.3	6.6	6.6	6.6	13.0	13.0		8	7		79	78				
						6.5	0.8	117	27.2		8.1		19.0		92.3		6.6			13.0			6			78					
22-Jul-16	Fine	Moderate	21:06	7.6	Surface	1.0	0.7	98	27.7	27.5	7.8	7.9	17.3	17.3	85.2	85.0	6.1	6.1	5.9	6.4	6.6	7.9	8	8	8	73	73	78	N/A	N/A	N/A
						1.0	0.7	105	27.4		7.9		17.3		84.8		6.1			6.7			7			73					
					Middle	3.8	0.4	135	27.2	27.4	7.9	7.9	20.9	20.6	82.3	81.8	5.8	5.8		8.0	8.4		7	8		75	76				
						3.8	0.4	143	27.5		7.9		20.3		81.3		5.7			8.7			8			78					
					Bottom	6.6	0.3	88	26.3	26.3	7.8	7.8	22.9	22.9	83.1	83.9	5.9	5.9	5.9	9.2	8.9		10	10		82	83				
						6.6	0.3	90	26.3		7.8		22.8		84.6		6.0			8.6			10			85					
24-Jul-16	Sunny	Moderate	09:22	8.7	Surface	1.0	0.3	233	26.7	26.7	7.8	7.8	22.5	22.5	80.1	79.9	5.7	5.6	5.1	4.6	4.7	15.2	6	7	21	87	87	91	N/A	N/A	N/A
						1.0	0.4	252	26.7		7.8		22.4		79.6		5.6			4.7			7			87					
					Middle	4.4	0.3	234	25.6	25.6	7.7	7.7	24.6	24.6	63.8	63.8	4.5	4.5		13.2	13.3		19	19		92	93				
						4.4	0.3	242	25.6		7.7		24.6		63.8		4.5			13.3			19			94					
					Bottom	7.7	0.3	217	25.2	25.2	7.7	7.7	25.4	25.4	57.3	57.4	4.1	4.1	4.1	26.7	27.7		36	37		91	93				
						7.7	0.3	220	25.2		7.7		25.4		57.5		4.1			28.7			38			95					
26-Jul-16	Sunny	Moderate	11:25	7.7	Surface	1.0	0.9	282	26.6	26.6	7.9	7.9	22.8	22.8	94.0	94.0	6.6	6.6	5.9	3.9	4.0	14.7	4	5	13	88	88	91	N/A	N/A	N/A
						1.0	0.9	299	26.6		7.9		22.8		94.0		6.6			4.0			6			87					
					Middle	3.9	0.8	279	25.8	25.8	7.8	7.8	25.1	25.1	73.0	72.9	5.2	5.2		10.2	10.3		6	6		91	92				
						3.9	0.9	302	25.8		7.8		25.1		72.8		5.1			10.4			5			92					
					Bottom	6.7	0.7	279	24.4	24.4	7.7	7.7	28.0	28.0	52.2	52.4	3.7	3.7	3.7	29.9	29.7		28	27		93	93				
						6.7	0.7	301	24.4		7.7		28.0		52.5		3.7			29.5			26			93					
28-Jul-16	Fine	Moderate	08:11	8.9	Surface	1.0	0.6	90	28.0	28.0	7.9	7.9	16.4	16.4	99.6	99.6	7.1	7.1	6.9	3.0	3.0	8.9	5	5	8	86	86	89	N/A	N/A	N/A
						1.0	0.7	91	28.0		7.9		16.5		99.5		7.1			3.0			4			86					
					Middle	4.5	0.6	99	27.6	27.6	7.9	7.9	19.7	19.7	93.9	93.9	6.6	6.6		5.6	5.6		4	5		89	88				
						4.5	0.6	108	27.6		7.9		19.7		93.9		6.6			5.6			5			88					
					Bottom	7.9	0.6	84	26.3	26.3	7.8	7.8	23.4	23.4	81.1	81.2	5.7	5.7	5.7	18.1	18.1		13	14		91	92				
						7.9	0.6	87	26.3		7.8		23.4		81.2		5.8			18.0			14			92					
30-Jul-16	Cloudy	Moderate	16:51	8.0	Surface	1.0	0.5	250	27.1	27.1	8.0	8.0	21.9	21.9	104.0	103.9	7.3	7.3	6.4	4.7	4.7	10.9	7	7	13	85	86	90	N/A	N/A	N/A
						1.0	0.5	269	27.1		8.0		21.9		103.8		7.3			4.7			6			87					
					Middle	4.0	0.5	257	25.6	25.6	7.7	7.7	25.7	25.7	76.8	76.8	5.4	5.4		6.6	6.6		8	8		90	91				
						4.0	0.6	276	25.6		7.7		25.7		76.8		5.4			6.6			7			91					
					Bottom	7.0	0.5	256	24.5	24.5	7.6	7.6	29.2	29.2	54.8	54.8	3.9	3.9	3.9	21.4	21.4		24	25		93	94				
						7.0	0.6	259	24.5		7.6		29.2		54.8		3.9			21.4			25			94					

Remarks: DA: Depth-Averaged
Calm: Small or no wave; Moderate: Between calm and rough; Rough : White capped or rougher

Expansion of Hong Kong International Airport into a Three-Runway System
Baseline Water Quality Monitoring
Water Quality Monitoring Results at IM12 during Mid-Flood Tide

Date	Weather Condition	Sea Condition	Sampling Time	Water Depth (m)	Sampling Depth (m)	Ammonia as N (mg/L) Value	Ammonia as N (mg/L) Average	Ammonia as N (mg/L) DA	Unionized Ammonia as N Value	Unionized Ammonia as N Average	Unionized Ammonia as N DA	Nitrite as N (mg/L) Value	Nitrite as N (mg/L) Average	Nitrite as N (mg/L) DA	Nitrate as N (mg/L) Value	Nitrate as N (mg/L) Average	Nitrate as N (mg/L) DA	Total Kjeldahl Nitrogen as N (mg/L) Value	Total Kjeldahl Nitrogen as N (mg/L) Average	Total Kjeldahl Nitrogen as N (mg/L) DA	Total Phosphorus as P (mg/L) Value	Total Phosphorus as P (mg/L) Average	Total Phosphorus as P (mg/L) DA	Reactive Phosphorus as P (mg/L) Value	Reactive Phosphorus as P (mg/L) Average	Reactive Phosphorus as P (mg/L) DA	Arsenic (µg/L) Value	Arsenic (µg/L) Average	Arsenic (µg/L) DA	Cadmium (µg/L) Value	Cadmium (µg/L) Average	Cadmium (µg/L) DA	Chromium (µg/L) Value	Chromium (µg/L) Average	Chromium (µg/L) DA	Copper (µg/L) Value	Copper (µg/L) Average	Copper (µg/L) DA	Lead (µg/L) Value	Lead (µg/L) Average	Lead (µg/L) DA	Nickel (µg/L) Value	Nickel (µg/L) Average	Nickel (µg/L) DA	Silver (µg/L) Value	Silver (µg/L) Average	Silver (µg/L) DA	Zinc (µg/L) Value	Zinc (µg/L) Average	Zinc (µg/L) DA	Mercury (µg/L) Value	Mercury (µg/L) Average	Mercury (µg/L) DA
3-May-16	Cloudy	Moderate	15:44	7.7	Surface	1.0	0.11	0.11	<0.01	<0.01	<0.01	0.09	0.1	0.1	1.10	1.1	0.9	0.80	0.8	0.8	0.04	0.04	0.03	0.03	0.03	0.02	3	3	3	<0.1	<0.1	<0.1	<0.2	<0.2	<0.2	1.1	1.1	0.9	<0.2	<0.2	<0.2	1.7	1.8	1.7	<0.1	<0.1	<0.1	3.0	3.0	2.0	<0.05	<0.05	<0.05
						1.0	0.11		<0.01			0.09			1.10			0.80			0.04			0.02			3			<0.1			<0.2			1.0			<0.2			1.8			<0.1			3.0			<0.05		
					Middle	3.9	0.12	0.12	<0.01	<0.01		0.08	0.1		1.00	1.0		0.80	0.8		0.03	0.03		0.02	0.02		3			<0.1			<0.2			0.8	0.9		<0.2			1.7	1.8		<0.1			1.0	1.0		<0.05	<0.05	
						3.9	0.11		<0.01			0.09			0.99			0.80			0.03			0.02			3			<0.1			<0.2			0.9			<0.2			1.8			<0.1			1.0			<0.05		
					Bottom	6.7	0.11	0.11	<0.01	<0.01		0.06			0.67			0.60			0.02			0.02			3			<0.1			<0.2			0.8			<0.2			1.5			<0.1			3.0			<0.05		
						6.7	0.11		<0.01			0.05			0.68			0.80			0.02			0.02			3			<0.1			<0.2			0.9			<0.2			1.6			<0.1			1.0			<0.05		
5-May-16	Cloudy	Moderate	17:41	8.0	Surface	1.0	0.15	0.16	<0.01	<0.01	<0.01	0.08	0.1	0.1	0.88	0.9	0.7	0.30	0.3	0.4	0.04	0.05	0.07	0.03	0.03	0.02	3	3	3	<0.1	<0.1	<0.1	<0.2	<0.2	<0.2	0.9	0.9	0.8	<0.2	<0.2	<0.2	1.1	1.0	0.8	<0.1	<0.1	<0.1	<1	<1	<1	<0.05	<0.05	<0.05
						1.0	0.16		<0.01			0.08			0.88			0.30			0.06			0.03			3			<0.1			<0.2			0.8			<0.2			0.9			<0.1			<1			<0.05		
					Middle	4.0	0.09	0.09	<0.01	<0.01		0.05	0.1		0.69	0.7		0.30	0.3		0.05	0.05		0.02	0.02		3			<0.1			<0.2			0.8	0.9		<0.2			0.7	0.9		<0.1			<1	<1		<0.05		
						4.0	0.09		<0.01			0.05			0.69			0.30			0.04			0.02			3			<0.1			<0.2			0.9			<0.2			1.0			<0.1			<1			<0.05		
					Bottom	7.0	0.08	0.08	<0.01	<0.01		0.05	0.1		0.63	0.6		0.40	0.4		0.11	0.11		0.02	0.02		2	2		<0.1	<0.1		<0.2	<0.2		0.6	0.6		<0.2	<0.2		0.5	0.6		<0.1	<0.1		<1	<1		<0.05	<0.05	
						7.0	0.08		<0.01			0.05			0.64			0.40			0.11			0.02			2			<0.1			<0.2			0.6			<0.2			0.6			<0.1			<1			<0.05		
7-May-16	Cloudy	Moderate	19:34	8.5	Surface	1.0	0.22	0.22	0.01	0.01	0.01	0.10	0.1	0.1	1.07	1.1	1.0	0.30	0.4	0.3	0.06	0.06	0.06	0.04	0.04	0.04	4	4	4	<0.1	<0.1	<0.1	<0.2	<0.2	<0.2	1.2	1.2	1.1	<0.2	<0.2	<0.2	2.8	2.6	2.4	<0.1	<0.1	<0.1	2.0	2.0	1.5	<0.05	<0.05	<0.05
						1.0	0.22		0.01			0.11			1.05			0.40			0.06			0.04			4			<0.1			<0.2			1.2			<0.2			2.4			<0.1			2.0			<0.05		
					Middle	4.3	0.19	0.19	<0.01	<0.01		0.08	0.1		0.90	0.9		0.30	0.3		0.05	0.05		0.04	0.04		4	4		<0.1	<0.1		<0.2	<0.2		1.0	1.0		<0.2	<0.2		2.2	2.3		<0.1	<0.1		1.0	1.0		<0.05	<0.05	
						4.3	0.19		<0.01			0.08			0.90			0.30			0.05			0.04			3			<0.1			<0.2			1.0			<0.2			2.4			<0.1			<1			<0.05		
					Bottom	7.5	0.19	0.19	<0.01	<0.01		0.08	0.1		0.90	0.9		0.20	0.2		0.06	0.06		0.04	0.04		3	4		<0.1	<0.1		<0.2	<0.2		1.3	1.1		<0.2	<0.2		2.3	2.2		<0.1	<0.1		1.0	1.5		<0.05	<0.05	
						7.5	0.19		<0.01			0.08			0.89			0.20			0.06			0.04			4			<0.1			<0.2			0.9			<0.2			2.1			<0.1			2.0			<0.05		
10-May-16	Cloudy	Moderate	08:40	9.3	Surface	1.0	0.13	0.13	<0.01	<0.01	<0.01	0.09	0.1	0.1	1.04	1.0	0.9	0.80	0.7	0.7	0.05	0.05	0.06	0.04	0.04	0.04	3	3	3	<0.1	<0.1	<0.1	<0.2	<0.2	<0.2	0.4	0.4	0.4	<0.2	<0.2	<0.2	2.8	2.7	2.5	<0.1	<0.1	<0.1	<1	3.0	2.3	<0.05	<0.05	<0.05
						1.0	0.13		<0.01			0.09			1.05			0.60			0.05			0.04			3			<0.1			<0.2			0.3			<0.2			2.6			<0.1			5.0			<0.05		
					Middle	4.7	0.14	0.14	<0.01	<0.01		0.07	0.1		0.85	0.8		0.70	0.7		0.06	0.06		0.04	0.04		2	3		<0.1	<0.1		<0.2	<0.2		0.4	0.4		<0.2	<0.2		2.6	2.6		<0.1	<0.1		<1	<1		<0.05	<0.05	
						4.7	0.14		<0.01			0.08			0.84			0.60			0.06			0.04			3			<0.1			<0.2			0.3			<0.2			2.5			<0.1			<1			<0.05		
					Bottom	8.3	0.14	0.14	<0.01	<0.01		0.06	0.1		0.74	0.7		0.70	0.7		0.06	0.06		0.03	0.03		3	3		<0.1	<0.1		<0.2	<0.2		0.4	0.4		<0.2	<0.2		2.3	2.3		<0.1	<0.1		5.0	3.0		<0.05	<0.05	
						8.3	0.14		<0.01			0.06			0.75			0.70			0.06			0.03			3			<0.1			<0.2			0.3			<0.2			2.3			<0.1			<1			<0.05		
12-May-16	Sunny	Moderate	10:03	7.8	Surface	1.0	0.10	0.10	<0.01	<0.01	<0.01	0.07	0.1	0.1	1.00	1.0	0.9	0.70	0.7	0.6	0.05	0.05	0.04	0.04	0.04	0.04	3	3	3	<0.1	<0.1	<0.1	<0.2	<0.2	<0.2	0.9	0.9	0.8	<0.2	<0.2	<0.2	3.1	3.2	2.7	<0.1	<0.1	<0.1	1.0	1.5	1.8	<0.05	<0.05	<0.05
						1.0	0.10		<0.01			0.08			0.99			0.60			0.04			0.04			2			<0.1			<0.2			0.8			<0.2			3.3			<0.1			2.0			<0.05		
					Middle	3.9	0.10	0.10	<0.01	<0.01		0.07	0.1		0.96	1.0		0.60	0.6		0.04	0.04		0.04	0.04		3	3		<0.1	<0.1		<0.2	<0.2		0.8	1.0		<0.2	<0.2		2.8	2.9		<0.1	<0.1		1.0	1.5		<0.05	<0.05	
						3.9	0.10		<0.01			0.07			0.95			0.60			0.04			0.04			3			<0.1			<0.2			1.1			<0.2			3.0			<0.1			2.0			<0.05		
					Bottom	6.8	0.10	0.10	<0.01	<0.01		0.05	0.1		0.60	0.6		0.50	0.5		0.04	0.04		0.03	0.03		2	2		<0.1	<0.1		<0.2	<0.2		0.6	0.6		<0.2	<0.2		2.1	2.1		<0.1	<0.1		4.0	2.5		<0.05	<0.05	
						6.8	0.10		<0.01			0.05			0.61			0.50			0.04			0.03			2			<0.1			<0.2			0.6			<0.2			2.1			<0.1			1.0			<0.05		
14-May-16	Cloudy	Moderate	12:21	7.6	Surface	1.0	0.09	0.10	<0.01	<0.01	<0.01	0.07	0.1	0.1	0.85	0.9	0.8	0.50	0.5	0.5	0.04	0.04	0.04	0.03	0.03	0.03	4	4	3	<0.1	<0.1	<0.1	<0.2	<0.2	<0.2	0.7	0.7	0.5	<0.2	<0.2	<0.2	2.6	2.6	2.4	<0.1	<0.1	<0.1	1.0	1.5	1.3	<0.05	<0.05	<0.05
						1.0	0.10		<0.01			0.06			0.86			0.50			0.04			0.03			3			<0.1			<0.2			0.6			<0.2			2.6			<0.1			2.0			<0.05		
					Middle	3.8	0.09	0.09	<0.01	<0.01		0.07	0.1		0.80	0.8		0.50	0.5		0.05	0.05		0.03	0.03		3	3		<0.1	<0.1		<0.2	<0.2		0.4	0.4		<0.2	<0.2		2.1	2.3		<0.1	<0.1		1.0	1.5		<0.05	<0.05	
						3.8	0.08		<0.01			0.06			0.82			0.50			0.04			0.03			3			<0.1			<0.2			0.4			<0.2			2.5			<0.1			2.0			<0.05		
					Bottom	6.6	0.08	0.09	<0.01	<0.01		0.06	0.1		0.83	0.8		0.50	0.5		0.04	0.04		0.03	0.03		3	4		<0.1	<0.1		<0.2	<0.2		0.5	0.5		<0.2	<0.2		2.3	2.4		<0.1	<0.1		1.0	1.0		<0.05	<0.05	
						6.6	0.09		<0.01			0.06			0.82			0.40			0.04			0.03			4			<0.1			<0.2			0.4			<0.2			2.4			<0.1			<1			<0.05		
19-Jul-16	Cloudy	Rough	19:20	7.5	Surface	1.0	<0.01	0.01	<0.01	<0.01	<0.01	0.15	0.1	0.1	1.03	1.1	1.0	0.80	0.8	0.6	0.05	0.06	0.05	0.02	0.02	0.02	2	2	2	<0.1	<0.1	<0.1	<0.2	<0.2	<0.2	0.7	0.8	0.7	<0.2	<0.2	<0.2	1.4	1.5	1.3	<0.1	<0.1	<0.1	<1	1.5	1.3	<0.05	<0.05	<0.05
						1.0	<0.01		<0.01			0.13			1.13			0.80			0.06			0.02			2			<0.1			<0.2			0.8			<0.2			1.5			<0.1			2.0			<0.05		
					Middle	3.8	<0.01	0.01	<0.01	<0.01		0.11	0.1		0.95	1.0		0.60	0.6		0.05	0.05		0.02	0.02		3	3		<0.1	<0.1		<0.2	<0.2		0.6	0.6		<0.2	<0.2		1.2	1.3		<0.1	<0.1		<1	1.0		<0.05	<0.05	
						3.8	<0.01		<0.01			0.11			0.95			0.60			0.04			0.02			3			<0.1			<0.2			0.6			<0.2			1.3			<0.1			1.0			<0.05		
					Bottom	6.5	<0.01	0.01	<0.01	<0.01		0.11	0.1		0.96	1.0		0.60	0.6		0.04	0.05		0.02	0.02		2	2		<0.1	<0.1		<0.2	<0.2		0.6	0.6		<0.2	<0.2		1.3	1.3		<0.1	<0.1		2.0	1.5		<0.05	<0.05	
						6.5	<0.01		<0.01			0.12			0.94			0.60			0.05			0.02			2			<0.1			<0.2			0.6			<0.2			1.3			<0.1			<1			<0.05		
22-Jul-16	Fine	Moderate	21:06	7.6	Surface	1.0	0.05	0.06	<0.01	<0.01	<0.01	0.11	0.1	0.1	0.88	0.9	0.8	0.50	0.5	0.4	0.05	0.05	0.05	0.04	0.04	0.03	3	3	3	<0.1	<0.1	<0.1	<0.2	<0.2	<0.2	1.4	1.5	1.3	<0.2	<0.2	<0.2	2.9	3.0	2.5	<0.1	<0.1	<0.1	3.0	5.5	3.3	<0.05	<0.05	<0.05
						1.0	0.06		<0.01			0.11			0.91			0.40			0.04			0.04			3			<0.1			<0.2			1.5			<0.2			3.0			<0.1			8.0			<0.05		
					Middle	3.8	0.06	0.06	<0.01	<0.01		0.11	0.1		0.88	0.9		0.40	0.5		0.05	0.06		0.03	0.04		3	3		<0.1	<0.1		<0.2	<0.2		1.3	1.2		<0.2	<0.2		2.6	2.5		<0.1	<0.1		2.0	2.5		<0.05	<0.05	
						3.8	0.06		<0.01			0.11			0.88			0.50			0.06			0.04			3			<0.1			<0.2			1.1			<0.2			2.3			<0.1			3.0			<0.05		
					Bottom	6.6	0.03	0.04	<0.01	<0.01		0.09	0.1		0.73	0.7		0.40	0.4		0.04	0.05		0.02	0.03		3	3		<0.1	<0.1		<0.2	<0.2		1.1	1.2		<0.2	<0.2		2.0	2.2		<0.1	<0.1		2.0	2.0		<0.05	<0.05	
						6.6	0.04		<0.01			0.09			0.75			0.40			0.05			0.03			3			<0.1			<0.2			1.2			<0.2			2.4			<0.1			2.0			<0.05		
24-Jul-16	Sunny	Moderate	09:22	8.7	Surface	1.0	<0.01	0.01	<0.01	<0.01	<0.01	0.08	0.1	0.1	0.70	0.7	0.6	0.40	0.5	0.4	0.04	0.05	0.05	<0.01	0.01	0.01	2	2	2	<0.1	<0.1	<0.1	<0.2	<0.2	<0.2	1.1	1.1	1.1	<0.2	<0.2	<0.2	1.4	1.5	1.3	<0.1	<0.1	<0.1	<1	1.5	2.0	<0.05	<0.05	<0.05
						1.0	<0.01		<0.01			0.08			0.67			0.50			0.05			0.01			2			<0.1			<0.2			1.1			<0.2			1.5			<0.1			2.0			<0.05		
					Middle	4.4	0.01	0.01	<0.01	<0.01		0.07	0.1		0.61	0.6		0.40	0.4		0.05	0.05		<0.01	0.01		2	2		<0.1	<0.1		<0.2	<0.2		1.1	1.2		<0.2	<0.2		1.2	1.2		<0.1	<0.1		2.0	3.0		<0.05	<0.05	
						4.4	<0.01		<0.01			0.07			0.61			0.40			0.04			<0.01			2			<0.1			<0.2			1.2			<0.2			1.2			<0.1			4.0			<0.05		
					Bottom	7.7	0.03	0.03	<0.01	<0.01		0.06	0.1		0.56	0.6		0.40	0.4		0.05	0.06		<0.01	0.01		2	2		<0.1	<0.1		<0.2	<0.2		0.8	1.0		<0.2	<0.2		1.1	1.1		<0.1	<0.1		2.0	1.5		<0.05	<0.05	
						7.7	0.02		<0.01			0.06			0.56			0.40			0.07			0.01			2			<0.1			<0.2			1.1			<0.2			1.1			<0.1			1.0			<0.05		
26-Jul-16	Sunny	Moderate	11:25	7.7	Surface	1.0	<0.01	0.01	<0.01	<0.01	<0.01	0.07	0.1	0.1	0.76	0.8	0.7	0.10	0.1	0.1	0.05	0.05	0.05	0.01	0.01	0.01	2	2	2	<0.1	<0.1	<0.1	<0.2	<0.2	<0.2	0.5	0.6	0.6	<0.2	<0.2	<0.2	1.1	1.3	1.3	<0.1	<0.1	<0.1	<1	<1	1.3	<0.05	<0.05	<0.05
						1.0	0.01		<0.01			0.07			0.79			0.10			0.05			0.01			2			<0.1			<0.2			0.6			<0.2			1.4			<0.1			<1			<0.05		
					Middle	3.9	0.01	0.02	<0.01	<0.01		0.06	0.1		0.63	0.7		<0.1	<0.1		0.04	0.04		<0.01	0.01		2	2		<0.1	<0.1		<0.2	<0.2		0.6	0.6		<0.2	<0.2		1.1	1.1		<0.1	<0.1		3.0	2.0		<0.05	<0.05	
						3.9	0.02		<0.01			0.06			0.71			<0.1			0.04			<0.01			2			<0.1			<0.2			0.6			<0.2			1.1			<0.1			<1			<0.05		
					Bottom	6.7	0.04	0.05	<0.01	<0.01		0.05	0.1		0.54	0.5		<0.1	<0.1		0.05	0.05		0.02	0.02		2	2		<0.1	<0.1		<0.2	<0.2		0.5	0.5		<0.2	<0.2		1.7	1.5		<0.1	<0.1		<1	<1		<0.05	<0.05	
						6.7	0.05		<0.01			0.05			0.48			<0.1			0.05			0.02			2			<0.1			<0.2			0.5			<0.2			1.3			<0.1			<1			<0.05		
28-Jul-16	Fine	Moderate	08:11	8.9	Surface	1.0	<0.01	0.01	<0.01	<0.01	<0.01	0.05	0.1	0.0	0.77	0.8	0.7	0.30	0.3	0.3	0.04	0.04	0.04	<0.01	0.01	0.01	2	2	2	<0.1	<0.1	<0.1	<0.2	<0.2	<0.2	1.3	1.1	1.1	<0.2	<0.2	<0.2	1.2	1.1	1.1	<0.1	<0.1	<0.1	<1	<1	1.3	<0.05	<0.05	<0.05
						1.0	<0.01		<0.01			0.05			0.77			0.30			0.04			<0.01			2			<0.1			<0.2			0.9			<0.2			1.0			<0.1			<1			<0.05		
					Middle	4.5	<0.01	0.01	<0.01	<0.01		0.05	0.1		0.76	0.8		0.30	0.3		0.04	0.04		<0.01	0.01		2	3		<0.1	<0.1		<0.2	<0.2		3.1	3.4		<0.2	<0.2		1.3	1.4		<0.1	<0.1		2.0	2.0		<0.05	<0.05	
						4.5	0.01		<0.01			0.05			0.76			0.30			0.04			<0.01			3			<0.1			<0.2			3.7			<0.2			1.4			<0.1			2.0			<0.05		
					Bottom	7.9	0.01	0.01	<0.01	<0.01		0.04	0.0		0.62	0.6		0.30	0.3		0.04	0.04		<0.01	0.01		2	2		<0.1	<0.1		<0.2	<0.2		1.0	0.9		<0.2	<0.2		0.9	1.0		<0.1	<0.1		<1	<1		<0.05	<0.05	
						7.9	<0.01		<0.01			0.04			0.62			0.30			0.04			<0.01			2			<0.1			<0.2			0.7			<0.2			1.0			<0.1			<1			<0.05		
30-Jul-16	Cloudy	Moderate	16:51	8.0	Surface	1.0	0.09	0.10	<0.01	<0.01	<0.01	0.04	0.0	0.0	0.62	0.6	0.5	0.60	0.6	0.5	0.04	0.04	0.04	0.02	0.02	0.02	3	3	3	<0.1	<0.1	<0.1	<0.2	<0.2	<0.2	0.7	0.7	0.6	<0.2	<0.2	<0.2	2.5	2.5	2.3	<0.1	<0.1	<0.1	<1	1.5	1.3	<0.05	<0.05	<0.05
						1.0	0.10		<0.01			0.04			0.61			0.50			0.04			0.02			3			<0.1			<0.2			0.7			<0.2			2.4			<0.1			2.0			<0.05		
					Middle	4.0	0.10	0.10	<0.01	<0.01		0.04	0.0		0.53	0.5		0.50	0.5		0.04	0.04		0.02	0.02		3	3		<0.1	<0.1		<0.2	<0.2		0.6	0.6		<0.2	<0.2		2.4	2.3		<0.1	<0.1		2.0	1.5		<0.05	<0.05	
						4.0	0.10		<0.01			0.04			0.53			0.50			0.04			0.02			3			<0.1			<0.2			0.6			<0.2			2.1			<0.1			<1			<0.05		
					Bottom	7.0	0.16	0.15	<0.01	<0.01		0.03	0.0		0.44	0.4		0.60	0.6		0.05	0.05		0.03	0.03		2	2		<0.1	<0.1		<0.2	<0.2		0.5	0.6		<0.2	<0.2		2.0	2.1		<0.1	<0.1		<1	<1		<0.05	<0.05	
						7.0	0.14		<0.01			0.03			0.44			0.50			0.05			0.02			2			<0.1			<0.2			0.6			<0.2			2.1			<0.1			<1			<0.05		

Remarks: DA: Depth-Averaged
Calm: Small or no wave; Moderate: Between calm and rough; Rough : White capped or rougher

Expansion of Hong Kong International Airport into a Three-Runway System
Baseline Water Quality Monitoring

Water Quality Monitoring Results at SR1A during Mid-Ebb Tide

Date	Weather Condition	Sea Condition	Sampling Time	Water Depth (m)	Sampling Depth (m)		Current Speed (m/s)	Current Direction	Water Temperature (°C)		pH		Salinity (ppt)		DO Saturation (%)		Dissolved Oxygen (mg/L)			Turbidity(NTU)			Suspended Solids (mg/L)			Observed construction activities		Other Observations
									Value	Average	Value	Average	Value	Average	Value	Average	Value	Average	DA	Value	Average	DA	Value	Average	DA	<100m from location	>100m from location	
3-May-16	Cloudy	Calm	10:14	7.4	Surface	1.0	0.3	162	23.5	23.5	8.1	8.1	16.2	16.2	93.1	93.0	7.2	7.2	7.0	4.0	4.0	4.8	6	6	7	N/A	N/A	N/A
						1.0	0.3	163	23.5		8.1		16.3		93.0		7.2			4.0			6					
					Middle	3.7	0.3	179	22.9	22.9	8.1	8.1	19.0	19.0	88.0	88.0	6.8	6.8		4.9	4.9		6	7				
						3.7	0.3	190	22.9		8.1		19.0		88.0		6.8			5.0			7					
					Bottom	6.4	0.2	193	22.2	22.2	8.1	8.1	24.6	24.5	87.5	87.6	6.6	6.6	6.6	5.7	5.5		8	9				
						6.4	0.3	204	22.3		8.1		24.5		87.7		6.6			5.4			9					
5-May-16	Cloudy	Moderate	11:32	7.6	Surface	1.0	0.4	183	23.2	23.2	8.1	8.1	23.5	23.5	88.2	88.1	6.6	6.6	6.5	8.5	8.5	9.8	8	9	12	N/A	N/A	N/A
						1.0	0.4	196	23.2		8.1		23.5		88.1		6.6			8.6			10					
					Middle	3.8	0.3	172	23.2	23.2	8.1	8.1	23.5	23.5	86.7	86.7	6.5	6.5		8.7	8.7		10	10				
						3.8	0.3	181	23.2		8.1		23.5		86.7		6.5			8.8			9					
					Bottom	6.6	0.3	166	22.5	22.5	8.1	8.1	25.6	25.6	83.8	83.8	6.3	6.3	6.3	12.2	12.2		17	18				
						6.6	0.3	177	22.5		8.1		25.6		83.8		6.3			12.3			18					
7-May-16	Cloudy	Calm	12:56	5.4	Surface	1.0	0.3	200	24.4	24.4	8.0	8.0	21.7	21.7	87.0	87.0	6.4	6.4	6.3	7.7	7.7	13.3	8	9	17	N/A	N/A	N/A
						1.0	0.3	213	24.4		8.0		21.7		87.0		6.4			7.7			9					
					Middle	2.7	0.3	200	23.8	23.8	8.1	8.1	22.9	22.9	82.4	82.4	6.1	6.1		15.2	15.2		20	20				
						2.7	0.3	208	23.8		8.1		22.9		82.4		6.1			15.2			20					
					Bottom	4.4	0.2	164	23.1	23.1	8.1	8.1	26.3	26.3	82.5	82.5	6.1	6.1	6.1	16.9	16.9		21	21				
						4.4	0.2	173	23.1		8.1		26.3		82.5		6.1			16.9			21					
10-May-16	Cloudy	Calm	15:38	8.3	Surface	1.0	0.3	203	24.8	24.8	7.9	7.9	15.4	15.4	82.2	82.2	6.3	6.2	6.1	6.9	6.9	10.2	8	8	8	N/A	N/A	N/A
						1.0	0.3	220	24.8		7.9		15.4		82.2		6.2			6.9			7					
					Middle	4.2	0.3	192	24.7	24.7	7.9	7.9	16.8	16.8	79.8	79.8	6.0	6.0		10.2	10.2		8	8				
						4.2	0.3	198	24.7		7.9		16.8		79.7		6.0			10.2			8					
					Bottom	7.3	0.2	185	24.2	24.2	7.9	7.9	22.1	22.1	78.5	78.5	5.8	5.8	5.8	13.6	13.6		10	10				
						7.3	0.2	189	24.2		7.9		22.1		78.5		5.8			13.6			9					
12-May-16	Cloudy	Moderate	17:12	7.1	Surface	1.0	0.3	176	24.2	24.1	8.0	8.0	21.5	21.6	80.7	80.6	6.0	6.0	5.9	6.5	6.6	7.4	6	6	7	N/A	N/A	N/A
						1.0	0.3	176	24.1		8.0		21.8		80.4		6.0			6.6			6					
					Middle	3.6	0.3	202	23.7	23.7	8.1	8.1	23.2	23.3	78.8	78.8	5.8	5.8		7.4	7.4		7	7				
						3.6	0.3	206	23.6		8.1		23.3		78.8		5.8			7.4			7					
					Bottom	6.1	0.2	171	23.3	23.3	8.0	8.0	25.9	25.9	79.3	79.5	5.8	5.8	5.8	8.2	8.1		8	8				
						6.1	0.3	172	23.3		8.0		25.9		79.7		5.9			8.0			8					
14-May-16	Cloudy	Calm	08:29	7.6	Surface	1.0	0.2	180	24.2	24.2	8.0	8.0	19.6	19.6	86.0	86.0	6.4	6.4	6.1	3.9	3.9	4.7	3	3	4	N/A	N/A	N/A
						1.0	0.2	183	24.2		8.0		19.6		85.9		6.4			3.9			2					
					Middle	3.8	0.3	212	24.0	24.0	8.0	8.0	21.5	21.5	78.7	78.7	5.9	5.9		4.5	4.6		4	4				
						3.8	0.3	213	24.0		8.0		21.5		78.6		5.9			4.6			4					
					Bottom	6.6	0.3	178	23.6	23.6	7.9	7.9	24.5	24.5	78.2	78.2	5.8	5.8	5.8	5.6	5.6		7	7				
						6.6	0.3	178	23.6		7.9		24.5		78.2		5.8			5.6			6					
19-Jul-16	Sunny	Rough	12:18	6.9	Surface	1.0	0.4	135	26.9	26.8	8.2	8.2	20.4	20.4	86.5	85.1	6.2	6.1	5.8	7.9	8.1	9.1	8	8	10	N/A	N/A	N/A
						1.0	0.4	139	26.7		8.2		20.4		83.6		6.0			8.3			8					
					Middle	3.5	0.3	135	26.3	26.3	8.2	8.2	22.1	22.0	78.2	77.4	5.6	5.5		9.2	9.5		10	10				
						3.5	0.3	146	26.3		8.2		22.0		76.5		5.5			9.7			10					
					Bottom	5.9	0.3	178	24.9	25.2	8.1	8.1	27.5	27.2	78.8	82.2	5.6	5.8	5.8	10.1	9.8		12	12				
						5.9	0.3	182	25.5		8.1		27.0		85.5		6.0			9.5			12					
22-Jul-16	Sunny	Moderate	14:11	6.3	Surface	1.0	0.2	212	27.4	27.4	7.9	7.9	19.8	19.8	95.6	95.5	6.8	6.8	6.6	9.4	9.4	9.2	15	15	17	N/A	N/A	N/A
						1.0	0.2	232	27.4		7.9		19.8		95.4		6.8			9.3			15					
					Middle	3.2	0.1	225	27.2	27.2	7.9	7.9	20.1	20.1	90.9	90.9	6.5	6.5		9.4	9.5		15	15				
						3.2	0.1	243	27.2		7.9		20.1		90.9		6.5			9.5			14					
					Bottom	5.3	0.1	163	26.7	26.7	7.9	7.9	21.5	21.5	87.3	87.6	6.2	6.2	6.2	8.5	8.8		22	22				
						5.3	0.1	176	26.7		7.9		21.5		87.8		6.2			9.1			21					
24-Jul-16	Sunny	Moderate	15:52	7.6	Surface	1.0	0.9	168	28.0	28.0	7.9	7.9	19.5	19.5	99.4	99.4	7.0	7.0	7.0	4.6	4.6	5.0	3	3	9	N/A	N/A	N/A
						1.0	0.9	182	28.0		7.9		19.5		99.4		7.0			4.5			3					
					Middle	3.8	0.2	44	27.8	27.8	7.9	7.9	20.2	20.2	99.1	99.1	7.0	7.0		4.7	4.8		7	7				
						3.8	0.2	45	27.8		7.9		20.2		99.0		7.0			4.8			7					
					Bottom	6.6	0.3	39	27.6	27.6	7.9	7.9	20.9	20.9	97.9	97.8	6.9	6.9	6.9	5.6	5.6		16	16				
						6.6	0.3	41	27.6		7.9		20.9		97.6		6.9			5.6			16					
26-Jul-16	Sunny	Moderate	17:40	7.7	Surface	1.0	0.2	194	26.1	26.1	7.9	7.9	25.1	25.1	93.1	93.1	6.5	6.5	5.7	10.5	10.5	11.7	15	14	15	N/A	N/A	N/A
						1.0	0.2	198	26.1		7.9		25.2		93.1		6.5			10.5			13					
					Middle	3.9	0.3	158	25.5	25.5	7.8	7.8	26.2	26.2	69.5	69.5	4.9	4.9		11.9	11.9		16	16				
						3.9	0.3	168	25.5		7.8		26.2		69.5		4.9			11.9			15					
					Bottom	6.7	0.3	152	24.8	24.8	7.7	7.7	27.8	27.8	63.5	64.2	4.5	4.5	4.5	12.6	12.6		16	17				
						6.7	0.4	163	24.8		7.7		27.9		64.8		4.6			12.6			17					
28-Jul-16	Fine	Calm	14:16	7.7	Surface	1.0	0.3	174	28.4	28.4	8.2	8.2	18.8	18.8	138.7	138.7	9.7	9.7	9.7	5.2	5.3	8.0	3	3	3	N/A	N/A	N/A
						1.0	0.3	190	28.4		8.2		18.8		138.7		9.7			5.3			3					
					Middle	3.9	0.3	119	27.7	27.7	8.2	8.2	22.1	22.1	139.6	139.6	9.7	9.7		6.8	6.9		2	3				
						3.9	0.4	123	27.7		8.2		22.1		139.6		9.7			6.9			3					
					Bottom	6.7	0.4	120	27.2	27.2	8.1	8.1	23.7	23.7	134.3	134.3	9.3	9.3	9.3	11.9	11.9		2	2				
						6.7	0.4	122	27.2		8.1		23.7		134.2		9.3			11.9			2					
30-Jul-16	Sunny	Moderate	09:50	7.6	Surface	1.0	0.3	181	27.8	27.8	8.1	8.1	19.0	19.0	115.3	115.3	8.2	8.1	7.4	2.6	2.6	5.1	4	4	4	N/A	N/A	N/A
						1.0	0.4	191	27.8		8.1		19.0		115.2		8.1			2.6			4					
					Middle	3.8	0.3	176	27.0	27.0	7.9	7.9	22.9	22.9	94.8	94.8	6.6	6.6		4.2	4.2		3	4				
						3.8	0.3	184	27.0		7.9		22.9		94.8		6.6			4.2			4					
					Bottom	6.6	0.2	180	24.7	24.7	7.7	7.7	28.8	28.8	65.8	65.9	4.6	4.6	4.6	8.5	8.5		5	5				
						6.6	0.2	190	24.7		7.7		28.8		65.9		4.7			8.4			5					

Remarks: DA: Depth-Averaged

Calm: Small or no wave; Moderate: Between calm and rough; Rough : White capped or rougher

Expansion of Hong Kong International Airport into a Three-Runway System
Baseline Water Quality Monitoring

Water Quality Monitoring Results at SR1A during Mid-Flood Tide

Date	Weather Condition	Sea Condition	Sampling Time	Water Depth (m)	Sampling Depth (m)		Current Speed (m/s)	Current Direction	Water Temperature (°C)		pH		Salinity (ppt)		DO Saturation (%)		Dissolved Oxygen (mg/L)			Turbidity(NTU)			Suspended Solids (mg/L)			Observed construction activities		Other Observations
									Value	Average	Value	Average	Value	Average	Value	Average	Value	Average	DA	Value	Average	DA	Value	Average	DA	<100m from location	>100m from location	
3-May-16	Cloudy	Calm	16:08	7.8	Surface	1.0	0.3	172	24.3	24.3	8.2	8.2	15.7	15.7	109.1	109.0	8.3	8.3	8.1	5.1	5.1	7.8	4	5	8	N/A	N/A	N/A
						1.0	0.3	179	24.3		8.2		15.7		109.0		8.3			5.1			5					
					Middle	3.9	0.3	171	23.8	23.8	8.2	8.2	19.3	19.3	103.8	103.8	7.8	7.8		6.9	6.9		9	10				
						3.9	0.3	173	23.8		8.2		19.3		103.8		7.8			6.9			10					
					Bottom	6.8	0.3	186	22.7	22.7	8.1	8.1	22.1	22.1	92.0	92.0	7.0	7.0	7.0	11.4	11.3		11	11				
						6.8	0.3	198	22.7		8.1		22.1		92.0		7.0			11.3			11					
5-May-16	Cloudy	Calm	18:05	7.8	Surface	1.0	0.3	149	24.3	24.3	8.1	8.1	19.8	19.8	96.2	96.2	7.2	7.2	7.3	6.3	6.3	11.1	6	6	9	N/A	N/A	N/A
						1.0	0.3	151	24.3		8.1		19.8		96.2		7.2			6.3			6					
					Middle	3.9	0.3	138	24.4	24.4	8.1	8.1	20.6	20.6	100.6	100.6	7.5	7.5		10.1	10.1		11	11				
						3.9	0.3	147	24.4		8.1		20.6		100.6		7.5			10.2			11					
					Bottom	6.8	0.3	147	24.1	24.1	8.2	8.2	22.1	22.1	100.0	99.8	7.4	7.4	7.4	17.7	17.0		10	10				
						6.8	0.4	154	24.1		8.2		22.2		99.7		7.4			16.3			10					
7-May-16	Cloudy	Calm	19:58	7.6	Surface	1.0	0.3	201	25.4	25.4	8.0	8.0	17.4	17.4	89.0	89.0	6.6	6.6	6.6	9.7	9.7	11.0	10	11	12	N/A	N/A	N/A
						1.0	0.3	219	25.4		8.0		17.4		89.0		6.6			9.8			11					
					Middle	3.8	0.3	196	25.0	25.0	8.0	8.0	19.3	19.3	88.8	88.8	6.6	6.6		10.8	10.8		12	13				
						3.8	0.3	197	25.0		8.0		19.3		88.8		6.6			10.8			13					
					Bottom	6.6	0.2	165	24.5	24.5	8.1	8.1	21.5	21.4	87.2	87.3	6.4	6.4	6.4	12.5	12.6		12	12				
						6.6	0.3	165	24.5		8.1		21.4		87.4		6.4			12.7			12					
10-May-16	Cloudy	Calm	08:18	8.1	Surface	1.0	0.3	178	25.1	25.1	7.9	7.9	14.2	14.2	80.8	80.8	6.2	6.2	6.1	6.0	6.1	8.8	4	4	11	N/A	N/A	N/A
						1.0	0.3	194	25.1		7.9		14.2		80.8		6.2			6.1			4					
					Middle	4.1	0.3	135	25.1	25.1	7.9	7.9	16.9	16.9	80.8	80.8	6.1	6.1		8.4	8.4		8	8				
						4.1	0.3	141	25.1		7.9		16.9		80.8		6.1			8.4			7					
					Bottom	7.1	0.4	135	25.0	25.0	7.9	7.9	18.1	18.1	81.8	81.8	6.1	6.1	6.1	11.9	11.9		20	21				
						7.1	0.4	142	25.0		7.9		18.1		81.8		6.1			11.9			22					
12-May-16	Sunny	Moderate	09:41	7.9	Surface	1.0	0.2	113	24.5	24.5	7.9	7.9	17.5	17.5	82.8	82.7	6.3	6.2	6.1	4.4	4.5	4.9	6	6	6	N/A	N/A	N/A
						1.0	0.2	118	24.5		7.9		17.5		82.6		6.2			4.5			6					
					Middle	4.0	0.1	139	24.4	24.4	7.9	7.9	18.2	18.2	80.5	80.4	6.1	6.1		4.6	4.6		5	5				
						4.0	0.1	151	24.4		7.9		18.2		80.3		6.1			4.6			5					
					Bottom	6.9	0.1	127	24.0	24.0	7.9	7.9	21.4	21.4	79.0	79.3	5.9	5.9	5.9	5.5	5.5		6	6				
						6.9	0.1	133	24.0		7.9		21.3		79.5		5.9			5.5			6					
14-May-16	Cloudy	Calm	12:45	8.0	Surface	1.0	0.2	130	24.4	24.4	8.1	8.1	20.1	20.1	89.0	89.0	6.6	6.6	6.3	3.9	3.9	7.0	3	4	5	N/A	N/A	N/A
						1.0	0.2	142	24.4		8.1		20.1		89.0		6.6			3.9			4					
					Middle	4.0	0.3	156	24.1	24.1	8.0	8.0	21.6	21.6	80.1	80.1	6.0	6.0		6.1	6.1		4	5				
						4.0	0.3	161	24.1		8.0		21.6		80.1		6.0			6.1			5					
					Bottom	7.0	0.1	128	23.8	23.8	8.0	8.0	23.3	23.3	78.0	78.0	5.8	5.8	5.8	10.9	11.0		6	7				
						7.0	0.1	131	23.8		8.0		23.3		78.0		5.8			11.0			7					
19-Jul-16	Cloudy	Rough	19:44	7.5	Surface	1.0	0.3	192	27.7	27.7	8.3	8.3	17.9	17.9	110.0	109.8	7.8	7.8	7.5	13.7	14.4	29.7	9	9	10	N/A	N/A	N/A
						1.0	0.3	194	27.7		8.3		17.9		109.6		7.8			15.1			9					
					Middle	3.8	0.2	185	27.4	27.3	8.3	8.3	19.3	19.3	102.2	100.5	7.3	7.2		25.9	27.3		9	10				
						3.8	0.3	191	27.3		8.3		19.2		98.7		7.0			28.6			10					
					Bottom	6.5	0.3	203	26.5	26.6	8.2	8.2	22.7	22.5	92.7	93.0	6.6	6.6	6.6	48.6	47.5		11	11				
						6.5	0.3	218	26.7		8.2		22.3		93.3		6.6			46.3			10					
22-Jul-16	Fine	Moderate	21:30	7.0	Surface	1.0	0.8	202	27.5	27.6	7.8	7.8	19.3	19.3	77.0	76.0	5.5	5.4	5.3	5.2	5.5	6.6	4	4	8	N/A	N/A	N/A
						1.0	0.8	212	27.6		7.9		19.3		74.9		5.4			5.8			4					
					Middle	3.5	0.2	228	26.2	26.2	7.8	7.8	23.4	23.3	72.5	72.4	5.1	5.1		6.8	6.8		9	10				
						3.5	0.2	247	26.3		7.8		23.2		72.3		5.1			6.7			10					
					Bottom	6.0	1.0	125	25.1	25.1	7.8	7.8	25.5	25.5	78.4	80.3	5.6	5.7	5.7	7.5	7.6		10	11				
						6.0	1.0	128	25.1		7.8		25.5		82.2		5.9			7.6			11					
24-Jul-16	Sunny	Calm	09:00	8.2	Surface	1.0	0.3	37	27.3	27.3	7.9	7.9	20.8	20.8	99.6	99.6	7.0	7.0	6.1	5.1	5.1	13.8	8	9	14	N/A	N/A	N/A
						1.0	0.3	39	27.3		7.9		20.8		99.6		7.0			5.1			9					
					Middle	4.1	0.1	190	25.8	25.8	7.8	7.8	24.2	24.0	71.2	71.5	5.1	5.1		14.5	14.4		10	10				
						4.1	0.1	206	25.9		7.8		23.9		71.7		5.1			14.3			10					
					Bottom	7.2	0.3	195	24.8	24.8	7.7	7.7	26.5	26.5	54.6	54.8	3.9	3.9	3.9	21.7	21.8		23	24				
						7.2	0.3	204	24.8		7.7		26.5		54.9		3.9			21.8			25					
26-Jul-16	Sunny	Moderate	11:03	7.4	Surface	1.0	0.3	169	27.0	27.0	7.9	7.9	21.3	21.3	97.8	97.9	6.9	6.9	6.7	4.2	4.3	7.6	3	4	5	N/A	N/A	N/A
						1.0	0.3	178	27.0		7.9		21.3		97.9		6.9			4.4			5					
					Middle	3.7	0.3	131	26.8	26.8	7.9	7.9	22.7	22.7	92.8	92.8	6.5	6.5		5.0	5.0		4	4				
						3.7	0.3	135	26.8		7.9		22.7		92.7		6.5			5.0			4					
					Bottom	6.4	0.3	129	26.3	26.3	7.8	7.8	24.0	24.0	77.9	77.9	5.5	5.5	5.5	13.5	13.6		7	7				
						6.4	0.4	135	26.3		7.8		24.0		77.9		5.5			13.6			7					
28-Jul-16	Fine	Calm	07:49	7.7	Surface	1.0	0.3	197	27.4	27.4	8.0	8.0	19.6	19.6	103.2	103.2	7.3	7.3	6.9	4.7	4.7	7.8	4	4	5	N/A	N/A	N/A
						1.0	0.3	200	27.4		8.0		19.6		103.2		7.3			4.7			4					
					Middle	3.9	0.3	201	27.2	27.2	7.9	7.9	20.4	20.4	91.2	91.2	6.5	6.5		5.8	5.8		4	5				
						3.9	0.3	210	27.2		7.9		20.4		91.2		6.5			5.8			5					
					Bottom	6.7	0.2	192	25.0	25.0	7.7	7.7	27.4	27.4	65.6	65.7	4.6	4.6	4.6	13.0	13.0		6	6				
						6.7	0.3	192	25.0		7.7		27.4		65.7		4.7			13.0			6					
30-Jul-16	Cloudy	Calm	17:15	6.7	Surface	1.0	0.3	193	28.2	28.2	8.2	8.2	20.3	20.3	137.6	137.5	9.6	9.6	9.3	9.4	9.5	14.2	8	8	14	N/A	N/A	N/A
						1.0	0.3	195	28.2		8.2		20.3		137.4		9.6			9.5			8					
					Middle	3.4	0.3	158	28.0	28.0	8.1	8.1	21.9	21.9	130.5	130.5	9.0	9.0		14.9	14.9		12	12				
						3.4	0.3	159	28.0		8.1		21.9		130.4		9.0			14.9			11					
					Bottom	5.7	0.3	197	27.8	27.8	8.1	8.1	22.6	22.6	123.6	123.6	8.6	8.6	8.6	18.5	18.1		23	23				
						5.7	0.3	216	27.8		8.1		22.7		123.5		8.6			17.7			22					

Remarks: DA: Depth-Averaged

Calm: Small or no wave; Moderate: Between calm and rough; Rough : White capped or rougher

Expansion of Hong Kong International Airport into a Three-Runway System
Baseline Water Quality Monitoring

Water Quality Monitoring Results at SR2 during Mid-Ebb Tide

Date	Weather Condition	Sea Condition	Sampling Time	Water Depth (m)	Sampling Depth (m)		Current Speed (m/s)	Current Direction	Water Temperature (°C)		pH		Salinity (ppt)		DO Saturation (%)		Dissolved Oxygen (mg/L)			Turbidity(NTU)			Suspended Solids (mg/L)			Observed construction activities		Other Observations
									Value	Average	Value	Average	Value	Average	Value	Average	Value	Average	DA	Value	Average	DA	Value	Average	DA	<100m from location	>100m from location	
3-May-16	Cloudy	Calm	09:55	4.6	Surface	1.0	0.5	98	23.6	23.6	8.2	8.2	14.1	14.1	102.2	102.0	8.0	8.0	8.0	5.4	5.4	4.5	6	6	6	N/A	N/A	N/A
						1.0	0.5	100	23.6		8.2		14.1		101.9		8.0			5.4			6					
					Middle	2.3	-	-	-	-	-	-	-	-	-	-	-	-		-	-		-	-				
						2.3	-	-	-		-		-		-		-			-			-					
					Bottom	3.6	0.2	82	22.9	22.9	8.1	8.1	18.0	18.0	94.1	94.1	7.3	7.3	7.3	3.7	3.6		5	5				
						3.6	0.3	84	22.9		8.1		18.0		94.2		7.3			3.5			5					
5-May-16	Cloudy	Moderate	11:13	4.2	Surface	1.0	0.5	75	23.2	23.2	8.1	8.1	22.7	22.7	85.3	85.3	6.4	6.4	6.4	6.5	6.5	10.8	4	4	11	N/A	N/A	N/A
						1.0	0.5	77	23.2		8.1		22.7		85.3		6.4			6.5			4					
					Middle	2.1	-	-	-	-	-	-	-	-	-	-	-	-		-	-		-	-				
						2.1	-	-	-		-		-		-		-			-			-					
					Bottom	3.2	0.3	63	22.9	22.9	8.1	8.1	23.6	23.6	84.2	84.2	6.3	6.3	6.3	15.0	15.0		17	17				
						3.2	0.3	65	22.9		8.1		23.6		84.2		6.3			15.0			17					
7-May-16	Cloudy	Moderate	12:37	4.7	Surface	1.0	0.6	76	24.5	24.5	8.0	8.0	19.4	19.4	87.5	87.5	6.5	6.5	6.5	8.8	8.8	12.8	7	7	10	N/A	N/A	N/A
						1.0	0.6	77	24.5		8.0		19.4		87.5		6.5			8.8			6					
					Middle	2.4	-	-	-	-	-	-	-	-	-	-	-	-		-	-		-	-				
						2.4	-	-	-		-		-		-		-			-			-					
					Bottom	3.7	0.4	63	24.0	24.0	8.1	8.1	22.0	22.0	86.9	86.9	6.4	6.4	6.4	16.9	16.9		13	14				
						3.7	0.5	68	24.0		8.1		22.0		86.9		6.4			16.9			14					
10-May-16	Cloudy	Calm	15:57	4.8	Surface	1.0	0.7	73	24.9	24.9	7.8	7.8	13.4	13.4	86.0	86.0	6.6	6.6	6.6	5.8	5.9	9.3	4	4	7	N/A	N/A	N/A
						1.0	0.7	75	24.9		7.8		13.4		85.9		6.6			5.9			3					
					Middle	2.4	-	-	-	-	-	-	-	-	-	-	-	-		-	-		-	-				
						2.4	-	-	-		-		-		-		-			-			-					
					Bottom	3.8	0.4	64	24.7	24.7	7.8	7.8	17.5	17.5	83.0	83.0	6.2	6.2	6.2	12.7	12.7		10	10				
						3.8	0.5	64	24.7		7.8		17.5		83.0		6.3			12.7			10					
12-May-16	Cloudy	Moderate	17:31	4.6	Surface	1.0	0.4	95	24.6	24.6	8.0	8.0	20.9	20.8	85.8	85.9	6.4	6.4	6.4	4.8	4.8	5.1	4	4	5	N/A	N/A	N/A
						1.0	0.4	98	24.7		8.0		20.7		85.9		6.4			4.8			4					
					Middle	2.3	-	-	-	-	-	-	-	-	-	-	-	-		-	-		-	-				
						2.3	-	-	-		-		-		-		-			-			-					
					Bottom	3.6	0.4	112	23.8	23.8	7.8	7.8	23.8	23.7	86.3	87.3	6.4	6.4	6.4	5.3	5.4		6	6				
						3.6	0.4	113	23.9		7.7		23.7		88.3		6.5			5.4			6					
14-May-16	Cloudy	Calm	08:44	4.5	Surface	1.0	0.5	100	24.2	24.2	8.0	8.0	19.9	19.9	86.8	86.8	6.5	6.5	6.5	3.5	3.5	5.7	4	4	4	N/A	N/A	N/A
						1.0	0.5	103	24.2		8.0		19.9		86.7		6.5			3.5			3					
					Middle	2.3	-	-	-	-	-	-	-	-	-	-	-	-		-	-		-	-				
						2.3	-	-	-		-		-		-		-			-			-					
					Bottom	3.5	0.4	117	23.9	23.9	7.9	7.9	22.8	22.8	79.1	79.1	5.9	5.9	5.9	7.9	7.9		4	4				
						3.5	0.4	121	23.9		7.9		22.8		79.1		5.9			7.9			3					
19-Jul-16	Sunny	Rough	11:59	4.1	Surface	1.0	0.2	187	27.2	27.3	8.3	8.3	18.2	18.2	98.9	97.2	7.1	7.0	7.0	7.1	7.3	8.6	7	8	8	N/A	N/A	N/A
						1.0	0.2	196	27.3		8.3		18.1		95.5		6.8			7.4			8					
					Middle	2.1	-	-	-	-	-	-	-	-	-	-	-	-		-	-		-	-				
						2.1	-	-	-		-		-		-		-			-			-					
					Bottom	3.1	0.2	195	26.2	26.3	8.1	8.1	21.8	21.7	94.5	98.0	6.8	7.0	7.0	9.9	9.9		8	8				
						3.1	0.2	210	26.4		8.1		21.7		101.5		7.2			9.9			8					
22-Jul-16	Sunny	Moderate	13:52	4.7	Surface	1.0	0.4	100	27.3	27.4	7.9	7.9	19.8	19.8	85.7	85.5	6.1	6.1	6.1	11.7	12.2	14.6	4	5	12	N/A	N/A	N/A
						1.0	0.5	104	27.5		7.9		19.9		85.2		6.0			12.6			5					
					Middle	2.4	-	-	-	-	-	-	-	-	-	-	-	-		-	-		-	-				
						2.4	-	-	-		-		-		-		-			-			-					
					Bottom	3.7	0.3	83	26.6	26.6	7.8	7.8	21.2	21.2	84.4	85.1	6.0	6.1	6.1	17.4	17.0		20	20				
						3.7	0.3	87	26.6		7.8		21.2		85.8		6.1			16.5			20					
24-Jul-16	Sunny	Moderate	16:11	5.3	Surface	1.0	0.4	248	27.6	27.6	7.9	7.9	20.3	20.3	91.4	91.4	6.4	6.4	6.4	3.4	3.4	6.2	6	6	6	N/A	N/A	N/A
						1.0	0.5	261	27.6		7.9		20.3		91.3		6.4			3.4			5					
					Middle	2.7	-	-	-	-	-	-	-	-	-	-	-	-		-	-		-	-				
						2.7	-	-	-		-		-		-		-			-			-					
					Bottom	4.3	0.4	252	26.8	26.8	7.8	7.8	22.3	22.3	82.2	82.7	5.8	5.8	5.8	9.5	8.9		6	6				
						4.3	0.5	263	26.8		7.8		22.2		83.2		5.9			8.3			6					
26-Jul-16	Sunny	Moderate	17:59	4.4	Surface	1.0	0.5	93	26.1	26.1	7.9	7.9	24.2	24.2	96.0	96.1	6.8	6.8	6.8	4.4	4.4	6.6	6	7	9	N/A	N/A	N/A
						1.0	0.5	98	26.1		7.9		24.2		96.1		6.8			4.4			7					
					Middle	2.2	-	-	-	-	-	-	-	-	-	-	-	-		-	-		-	-				
						2.2	-	-	-		-		-		-		-			-			-					
					Bottom	3.4	0.3	96	25.2	25.2	7.7	7.7	26.2	26.2	68.5	68.6	4.9	4.9	4.9	8.8	8.8		11	12				
						3.4	0.3	96	25.2		7.7		26.2		68.6		4.9			8.8			12					
28-Jul-16	Fine	Calm	14:35	4.4	Surface	1.0	0.2	155	27.1	27.1	8.0	8.0	22.4	22.4	110.2	110.2	7.7	7.7	7.7	8.4	8.4	12.7	4	4	4	N/A	N/A	N/A
						1.0	0.2	164	27.1		8.0		22.4		110.1		7.7			8.4			3					
					Middle	2.2	-	-	-	-	-	-	-	-	-	-	-	-		-	-		-	-				
						2.2	-	-	-		-		-		-		-			-			-					
					Bottom	3.4	0.3	249	25.4	25.4	7.8	7.8	25.4	25.4	72.4	72.4	5.1	5.1	5.1	16.6	17.0		3	4				
						3.4	0.3	254	25.4		7.8		25.4		72.3		5.1			17.3			4					
30-Jul-16	Sunny	Moderate	09:31	4.6	Surface	1.0	0.4	88	28.1	28.1	8.1	8.1	17.5	17.5	122.9	122.8	8.7	8.7	8.7	3.1	3.1	3.9	5	5	10	N/A	N/A	N/A
						1.0	0.4	94	28.1		8.1		17.5		122.6		8.7			3.1			4					
					Middle	2.3	-	-	-	-	-	-	-	-	-	-	-	-		-	-		-	-				
						2.3	-	-	-		-		-		-		-			-			-					
					Bottom	3.6	0.2	86	27.5	27.5	8.0	8.0	20.1	20.1	107.4	107.4	7.6	7.6	7.6	4.6	4.6		15	16				
						3.6	0.2	86	27.5		8.0		20.1		107.4		7.6			4.6			16					

Remarks: DA: Depth-Averaged
Calm: Small or no wave; Moderate: Between calm and rough; Rough : White capped or rougher

Expansion of Hong Kong International Airport into a Three-Runway System
Baseline Water Quality Monitoring

Water Quality Monitoring Results at SR2 during Mid-Flood Tide

Date	Weather Condition	Sea Condition	Sampling Time	Water Depth (m)	Sampling Depth (m)		Current Speed (m/s)	Current Direction	Water Temperature (°C)		pH		Salinity (ppt)		DO Saturation (%)		Dissolved Oxygen (mg/L)			Turbidity(NTU)			Suspended Solids (mg/L)			Observed construction activities		Other Observations
									Value	Average	Value	Average	Value	Average	Value	Average	Value	Average	DA	Value	Average	DA	Value	Average	DA	<100m from location	>100m from location	
3-May-16	Cloudy	Calm	16:27	4.6	Surface	1.0	0.5	299	23.7	23.7	8.2	8.2	19.0	19.1	106.8	106.8	8.1	8.1	8.1	4.2	4.2	4.8	5	5	5	N/A	N/A	N/A
						1.0	0.6	309	23.7		8.2		19.1		106.8		8.1			4.2			5					
					Middle	2.3	-	-	-	-	-	-	-	-	-	-	-	-		-	-		-	-				
						2.3	-	-	-		-		-		-		-			-			-					
					Bottom	3.6	0.1	212	22.5	22.5	8.1	8.1	23.3	23.3	92.6	92.6	7.0	7.0	7.0	5.5	5.5		6	6				
						3.6	0.1	214	22.5		8.1		23.3		92.6		7.0			5.5			5					
5-May-16	Cloudy	Moderate	18:24	4.5	Surface	1.0	0.5	311	23.6	23.6	8.1	8.1	21.7	21.7	86.7	86.7	6.5	6.5	6.5	10.6	10.6	14.6	17	17	17	N/A	N/A	N/A
						1.0	0.5	334	23.6		8.1		21.7		86.7		6.5			10.6			17					
					Middle	2.3	-	-	-	-	-	-	-	-	-	-	-	-		-	-		-	-				
						2.3	-	-	-		-		-		-		-			-			-					
					Bottom	3.5	0.3	282	23.3	23.3	8.1	8.1	22.7	22.7	85.8	85.8	6.4	6.4	6.4	18.6	18.6		16	17				
						3.5	0.4	291	23.3		8.1		22.7		85.8		6.4			18.6			17					
7-May-16	Cloudy	Calm	20:17	4.2	Surface	1.0	0.5	56	24.4	24.4	8.0	8.0	19.0	19.0	82.7	82.7	6.2	6.2	6.2	11.3	11.3	11.1	11	12	14	N/A	N/A	N/A
						1.0	0.5	57	24.4		8.0		19.0		82.7		6.2			11.3			13					
					Middle	2.1	-	-	-	-	-	-	-	-	-	-	-	-		-	-		-	-				
						2.1	-	-	-		-		-		-		-			-			-					
					Bottom	3.2	0.5	61	24.4	24.4	8.0	8.0	19.1	19.1	83.4	83.4	6.3	6.3	6.3	11.1	11.0		17	17				
						3.2	0.5	63	24.4		8.0		19.1		83.4		6.3			10.9			16					
10-May-16	Cloudy	Calm	07:59	5.0	Surface	1.0	0.2	195	24.7	24.7	7.9	7.9	18.2	18.2	79.5	79.5	6.0	6.0	6.0	16.1	16.2	20.6	14	14	21	N/A	N/A	N/A
						1.0	0.2	201	24.7		7.9		18.2		79.5		6.0			16.3			13					
					Middle	2.5	-	-	-	-	-	-	-	-	-	-	-	-		-	-		-	-				
						2.5	-	-	-		-		-		-		-			-			-					
					Bottom	4.0	0.2	187	24.5	24.5	7.9	7.9	19.7	19.6	80.3	80.4	6.0	6.0	6.0	25.1	25.0		28	29				
						4.0	0.2	188	24.5		7.9		19.6		80.4		6.0			24.9			29					
12-May-16	Sunny	Moderate	09:22	4.7	Surface	1.0	0.2	87	24.3	24.3	7.8	7.8	18.5	18.4	85.0	85.2	6.4	6.4	6.4	6.5	6.7	7.2	7	7	8	N/A	N/A	N/A
						1.0	0.2	91	24.3		7.8		18.4		85.3		6.4			6.8			6					
					Middle	2.4	-	-	-	-	-	-	-	-	-	-	-	-		-	-		-	-				
						2.4	-	-	-		-		-		-		-			-			-					
					Bottom	3.7	0.2	112	24.2	24.1	7.5	7.5	19.9	19.9	89.1	90.3	6.7	6.8	6.8	7.6	7.7		8	9				
						3.7	0.2	114	24.1		7.4		19.9		91.5		6.9			7.7			9					
14-May-16	Cloudy	Moderate	13:04	4.9	Surface	1.0	0.1	95	24.4	24.4	8.1	8.1	20.7	20.7	90.8	90.8	6.7	6.7	6.7	3.9	4.0	5.6	3	3	3	N/A	N/A	N/A
						1.0	0.2	99	24.4		8.1		20.7		90.8		6.7			4.0			2					
					Middle	2.5	-	-	-	-	-	-	-	-	-	-	-	-		-	-		-	-				
						2.5	-	-	-		-		-		-		-			-			-					
					Bottom	3.9	0.2	116	24.0	24.0	8.0	8.0	22.4	22.4	81.6	81.7	6.1	6.1	6.1	7.3	7.3		3	3				
						3.9	0.2	116	24.0		8.0		22.4		81.8		6.1			7.3			2					
19-Jul-16	Cloudy	Rough	20:03	4.6	Surface	1.0	0.4	64	27.6	27.6	8.1	8.1	17.6	17.6	97.3	96.9	7.0	6.9	6.9	8.5	9.1	10.7	8	8	7	N/A	N/A	N/A
						1.0	0.4	65	27.6		8.1		17.6		96.5		6.9			9.6			7					
					Middle	2.3	-	-	-	-	-	-	-	-	-	-	-	-		-	-		-	-				
						2.3	-	-	-		-		-		-		-			-			-					
					Bottom	3.6	0.7	73	27.3	27.3	8.1	8.1	18.7	18.7	96.5	97.6	6.9	7.0	7.0	12.9	12.3		6	6				
						3.6	0.7	79	27.3		8.1		18.7		98.7		7.1			11.6			6					
22-Jul-16	Fine	Moderate	21:49	4.6	Surface	1.0	0.5	137	27.1	27.1	7.9	7.9	21.2	21.1	87.9	87.9	6.2	6.2	6.2	5.8	5.8	5.9	7	7	8	N/A	N/A	N/A
						1.0	0.5	145	27.1		7.9		21.0		87.9		6.2			5.8			7					
					Middle	2.3	-	-	-	-	-	-	-	-	-	-	-	-		-	-		-	-				
						2.3	-	-	-		-		-		-		-			-			-					
					Bottom	3.6	0.3	81	26.5	26.5	7.9	7.9	22.3	22.2	89.9	91.0	6.4	6.5	6.5	6.1	6.1		10	10				
						3.6	0.4	81	26.6		7.9		22.2		92.1		6.5			6.0			9					
24-Jul-16	Sunny	Moderate	08:41	4.9	Surface	1.0	0.3	319	26.7	26.7	7.8	7.8	21.7	21.7	80.0	80.0	5.7	5.7	5.7	6.0	6.0	8.8	9	9	16	N/A	N/A	N/A
						1.0	0.4	343	26.7		7.8		21.7		80.0		5.7			6.0			9					
					Middle	2.5	-	-	-	-	-	-	-	-	-	-	-	-		-	-		-	-				
						2.5	-	-	-		-		-		-		-			-			-					
					Bottom	3.9	0.1	216	25.9	26.0	7.8	7.8	23.6	23.4	69.5	69.7	4.9	5.0	5.0	11.8	11.6		22	22				
						3.9	0.2	216	26.0		7.8		23.3		69.8		5.0			11.3			22					
26-Jul-16	Sunny	Moderate	10:44	4.5	Surface	1.0	0.3	289	26.3	26.3	7.8	7.8	23.7	23.7	81.0	80.9	5.7	5.7	5.7	12.5	13.0	15.8	11	11	15	N/A	N/A	N/A
						1.0	0.3	311	26.3		7.8		23.7		80.8		5.7			13.5			10					
					Middle	2.3	-	-	-	-	-	-	-	-	-	-	-	-		-	-		-	-				
						2.3	-	-	-		-		-		-		-			-			-					
					Bottom	3.5	0.2	207	25.9	25.9	7.8	7.8	24.2	24.2	77.1	77.2	5.5	5.5	5.5	18.6	18.6		19	20				
						3.5	0.2	211	25.9		7.8		24.2		77.3		5.5			18.6			20					
28-Jul-16	Fine	Moderate	07:30	4.6	Surface	1.0	0.4	77	27.7	27.7	7.9	7.9	19.2	19.2	96.9	96.9	6.9	6.9	6.9	2.7	2.7	10.7	6	6	11	N/A	N/A	N/A
						1.0	0.5	78	27.7		7.9		19.2		96.9		6.9			2.7			6					
					Middle	2.3	-	-	-	-	-	-	-	-	-	-	-	-		-	-		-	-				
						2.3	-	-	-		-		-		-		-			-			-					
					Bottom	3.6	0.3	79	26.4	26.4	7.9	7.9	23.2	23.2	86.2	86.2	6.1	6.1	6.1	18.6	18.6		16	17				
						3.6	0.3	86	26.4		7.9		23.2		86.2		6.1			18.6			17					
30-Jul-16	Cloudy	Calm	17:34	4.3	Surface	1.0	0.3	173	27.8	27.8	8.2	8.2	20.5	20.5	136.1	135.9	9.5	9.5	9.5	5.8	5.9	9.2	8	8	10	N/A	N/A	N/A
						1.0	0.4	186	27.8		8.2		20.5		135.7		9.5			5.9			7					
					Middle	2.2	-	-	-	-	-	-	-	-	-	-	-	-		-	-		-	-				
						2.2	-	-	-		-		-		-		-			-			-					
					Bottom	3.3	0.2	135	26.1	26.1	7.9	7.9	24.8	24.8	104.8	104.9	7.4	7.4	7.4	12.6	12.6		11	12				
						3.3	0.2	143	26.2		7.9		24.8		105.0		7.4			12.5			12					

Remarks: DA: Depth-Averaged
Calm: Small or no wave; Moderate: Between calm and rough; Rough : White capped or rougher

Expansion of Hong Kong International Airport into a Three-Runway System
Baseline Water Quality Monitoring

Water Quality Monitoring Results at SR3 during Mid-Ebb Tide

Date	Weather Condition	Sea Condition	Sampling Time	Water Depth (m)	Sampling Depth (m)		Current Speed (m/s)	Current Direction	Water Temperature (°C)		pH		Salinity (ppt)		DO Saturation (%)		Dissolved Oxygen (mg/L)			Turbidity(NTU)			Suspended Solids (mg/L)			Observed construction activities		Other Observations
									Value	Average	Value	Average	Value	Average	Value	Average	Value	Average	DA	Value	Average	DA	Value	Average	DA	<100m from location	>100m from location	
3-May-16	Cloudy	Moderate	11:30	8.4	Surface	1.0	0.7	190	23.4	23.5	8.0	8.0	17.2	17.2	88.7	88.7	6.8	6.8	6.6	4.5	4.5	6.6	5	6	7	N/A	N/A	N/A
						1.0	0.8	201	23.5		8.0		17.2		88.7		6.8			4.5			6					
					Middle	4.2	0.5	188	22.0	22.0	8.1	8.1	24.3	24.4	82.9	82.9	6.3	6.3		7.3	7.3		7	7				
						4.2	0.5	189	22.0		8.1		24.4		83.0		6.3			7.3			6					
					Bottom	7.4	0.4	194	21.9	21.9	8.1	8.1	25.5	25.5	84.1	84.1	6.3	6.4	6.4	8.1	8.1		8	9				
						7.4	0.4	204	21.9		8.1		25.5		84.2		6.4			8.1			9					
5-May-16	Cloudy	Moderate	12:48	8.2	Surface	1.0	0.7	190	23.8	23.8	8.0	8.0	19.4	19.4	84.0	84.0	6.3	6.3	6.2	5.1	5.0	22.4	3	3	37	N/A	N/A	N/A
						1.0	0.8	204	23.8		8.0		19.4		84.0		6.3			5.0			3					
					Middle	4.1	0.7	188	23.1	23.1	8.1	8.1	21.9	22.1	81.5	81.5	6.1	6.1		9.6	9.5		7	7				
						4.1	0.7	195	23.1		8.1		22.2		81.5		6.1			9.5			7					
					Bottom	7.2	0.6	197	22.8	22.8	8.1	8.1	22.8	22.8	80.4	80.4	6.1	6.1	6.1	52.9	52.7		101	101				
						7.2	0.6	210	22.8		8.1		22.8		80.4		6.1			52.6			101					
7-May-16	Cloudy	Moderate	14:12	11.2	Surface	1.0	0.9	188	25.2	25.2	8.0	8.0	18.0	18.0	86.9	86.8	6.5	6.5	6.3	6.2	6.2	13.0	4	5	25	N/A	N/A	N/A
						1.0	0.9	192	25.2		8.0		18.0		86.8		6.5			6.3			6					
					Middle	5.6	0.7	184	24.1	24.1	8.0	8.0	19.9	19.9	81.3	81.3	6.1	6.1		9.8	9.8		34	35				
						5.6	0.8	191	24.1		8.0		19.9		81.3		6.1			9.8			36					
					Bottom	10.2	0.5	201	23.6	23.6	8.1	8.1	22.3	22.3	83.4	83.4	6.2	6.2	6.2	23.2	23.1		35	36				
						10.2	0.6	209	23.6		8.1		22.3		83.5		6.2			23.0			36					
10-May-16	Cloudy	Moderate	14:20	9.6	Surface	1.0	0.6	188	24.9	24.9	7.8	7.8	12.2	12.2	81.7	81.7	6.3	6.3	6.1	5.7	5.7	11.5	3	3	8	N/A	N/A	N/A
						1.0	0.6	204	24.9		7.8		12.2		81.7		6.3			5.7			3					
					Middle	4.8	0.3	186	24.6	24.6	7.8	7.8	18.1	18.1	79.5	79.6	6.0	6.0		11.7	11.7		6	6				
						4.8	0.4	196	24.6		7.8		18.1		79.6		6.0			11.6			5					
					Bottom	8.6	0.3	177	24.3	24.3	7.9	7.9	19.9	19.9	81.9	81.9	6.1	6.1	6.1	17.1	17.1		16	17				
						8.6	0.3	179	24.3		7.9		19.9		81.9		6.1			17.1			17					
12-May-16	Fine	Moderate	15:54	8.3	Surface	1.0	0.2	153	24.7	24.7	8.0	8.0	17.0	16.6	84.4	84.7	6.4	6.4	6.3	5.0	5.2	8.8	2	2	8	N/A	N/A	N/A
						1.0	0.2	161	24.8		8.0		16.1		85.0		6.4			5.4			2					
					Middle	4.2	0.3	70	24.1	24.0	8.1	8.1	19.6	19.6	83.5	83.0	6.3	6.3		8.2	8.9		4	4				
						4.2	0.3	76	23.9		8.1		19.6		82.5		6.2			9.6			4					
					Bottom	7.3	0.5	60	23.2	23.2	8.0	8.0	25.8	25.8	81.6	82.0	6.0	6.0	6.0	12.8	12.4		16	17				
						7.3	0.5	63	23.2		8.0		25.8		82.3		6.1			11.9			17					
14-May-16	Cloudy	Moderate	08:58	7.2	Surface	1.0	0.2	156	24.4	24.4	8.0	8.0	17.5	17.5	83.9	83.9	6.3	6.3	6.0	4.3	4.4	5.5	4	5	5	N/A	N/A	N/A
						1.0	0.2	167	24.4		8.0		17.5		83.9		6.3			4.4			5					
					Middle	3.6	0.3	82	24.0	24.0	8.0	8.0	20.8	20.8	75.9	75.9	5.7	5.7		4.8	4.8		4	4				
						3.6	0.3	85	24.0		8.0		20.8		75.9		5.7			4.8			3					
					Bottom	6.2	0.4	70	23.6	23.6	8.1	8.1	23.9	23.9	79.3	79.3	5.9	5.9	5.9	7.2	7.2		8	8				
						6.2	0.4	75	23.6		8.1		23.9		79.3		5.9			7.2			8					
19-Jul-16	Cloudy	Rough	13:34	7.8	Surface	1.0	0.5	80	27.5	27.5	8.2	8.2	17.2	17.2	81.6	78.1	5.9	5.6	5.1	11.1	11.7	18.6	6	7	10	N/A	N/A	N/A
						1.0	0.5	84	27.5		8.2		17.2		74.5		5.4			12.2			7					
					Middle	3.9	0.5	114	25.6	25.5	8.1	8.1	24.5	24.6	65.5	65.3	4.7	4.6		18.7	19.3		8	8				
						3.9	0.5	124	25.5		8.1		24.6		65.0		4.6			19.9			8					
					Bottom	6.8	0.4	260	25.2	25.2	8.0	8.0	25.8	26.0	65.5	66.7	4.7	4.7	4.7	24.6	24.7		16	15				
						6.8	0.4	266	25.1		8.0		26.1		67.9		4.8			24.8			14					
22-Jul-16	Sunny	Moderate	15:27	7.0	Surface	1.0	0.9	203	26.6	26.6	7.7	7.7	20.2	20.2	69.2	69.2	5.0	5.0	4.9	10.0	10.0	14.7	10	10	13	N/A	N/A	N/A
						1.0	1.0	205	26.6		7.7		20.2		69.1		5.0			9.9			10					
					Middle	3.5	0.9	209	26.3	26.3	7.7	7.7	20.8	20.8	67.2	67.2	4.8	4.8		14.0	14.1		12	13				
						3.5	0.9	220	26.4		7.7		20.8		67.2		4.8			14.2			13					
					Bottom	6.0	0.8	220	26.2	26.2	7.7	7.7	21.4	21.4	67.7	68.2	4.9	4.9	4.9	20.1	20.0		14	15				
						6.0	0.8	241	26.2		7.7		21.4		68.6		4.9			19.9			16					
24-Jul-16	Sunny	Moderate	14:34	8.7	Surface	1.0	1.0	184	28.4	28.4	7.8	7.8	15.0	15.0	90.0	90.0	6.4	6.4	5.7	2.4	2.4	8.8	3	4	6	N/A	N/A	N/A
						1.0	1.1	198	28.4		7.8		15.0		90.0		6.4			2.4			4					
					Middle	4.4	0.8	193	26.6	26.6	7.7	7.7	22.2	22.2	71.2	71.2	5.1	5.0		6.8	6.9		5	5				
						4.4	0.8	202	26.6		7.7		22.2		71.1		5.0			6.9			5					
					Bottom	7.7	0.5	215	26.2	26.2	7.7	7.7	23.2	23.2	67.3	67.4	4.8	4.8	4.8	16.6	17.2		8	8				
						7.7	0.6	228	26.2		7.7		23.3		67.4		4.8			17.7			8					
26-Jul-16	Sunny	Moderate	16:22	9.1	Surface	1.0	0.4	191	27.3	27.2	8.0	8.0	22.0	22.0	108.9	108.7	7.6	7.6	5.9	3.1	3.2	6.7	7	7	11	N/A	N/A	N/A
						1.0	0.4	192	27.2		8.0		22.0		108.4		7.6			3.3			6					
					Middle	4.6	0.3	185	25.0	25.0	7.7	7.7	26.5	26.5	58.6	58.7	4.2	4.2		7.3	7.3		5	6				
						4.6	0.3	198	25.0		7.7		26.5		58.7		4.2			7.3			6					
					Bottom	8.1	0.3	171	24.0	24.0	7.7	7.7	28.7	28.7	52.2	52.6	3.7	3.8	3.8	9.6	9.7		22	22				
						8.1	0.3	178	24.0		7.7		28.7		52.9		3.8			9.8			22					
28-Jul-16	Fine	Moderate	12:58	8.6	Surface	1.0	0.3	70	28.4	28.4	8.1	8.1	18.3	18.3	122.3	122.1	8.6	8.6	6.9	5.2	5.3	8.9	3	4	6	N/A	N/A	N/A
						1.0	0.3	76	28.4		8.1		18.3		121.9		8.6			5.3			4					
					Middle	4.3	0.3	230	26.0	26.0	7.8	7.8	24.7	24.7	74.1	74.1	5.2	5.2		6.8	6.8		5	5				
						4.3	0.4	231	26.0		7.8		24.7		74.1		5.2			6.8			5					
					Bottom	7.6	0.3	210	25.9	25.9	7.8	7.8	25.4	25.4	73.0	73.1	5.2	5.2	5.2	14.5	14.7		8	8				
						7.6	0.3	224	25.9		7.8		25.4		73.1		5.2			14.8			8					
30-Jul-16	Sunny	Moderate	11:06	8.9	Surface	1.0	0.8	175	28.5	28.5	8.2	8.2	17.2	17.2	136.9	136.7	9.7	9.7	6.7	3.2	3.2	5.7	3	3	5	N/A	N/A	N/A
						1.0	0.8	180	28.5		8.2		17.2		136.5		9.6			3.2			3					
					Middle	4.5	0.5	186	24.8	24.8	7.7	7.7	27.9	27.9	53.5	53.5	3.8	3.8		6.5	6.5		7	7				
						4.5	0.5	188	24.8		7.7		27.9		53.5		3.8			6.5			6					
					Bottom	7.9	0.3	199	24.2	24.2	7.6	7.6	28.9	28.9	52.3	52.4	3.7	3.7	3.7	7.5	7.5		6	7				
						7.9	0.3	203	24.2		7.6		28.8		52.5		3.7			7.5			7					

Remarks: DA: Depth-Averaged

Calm: Small or no wave; Moderate: Between calm and rough; Rough : White capped or rougher

Expansion of Hong Kong International Airport into a Three-Runway System
Baseline Water Quality Monitoring

Water Quality Monitoring Results at SR3 during Mid-Flood Tide

Date	Weather Condition	Sea Condition	Sampling Time	Water Depth (m)	Sampling Depth (m)		Current Speed (m/s)	Current Direction	Water Temperature (°C)		pH		Salinity (ppt)		DO Saturation (%)		Dissolved Oxygen (mg/L)			Turbidity(NTU)			Suspended Solids (mg/L)			Observed construction activities		Other Observations
									Value	Average	Value	Average	Value	Average	Value	Average	Value	Average	DA	Value	Average	DA	Value	Average	DA	<100m from location	>100m from location	
3-May-16	Cloudy	Moderate	14:50	8.6	Surface	1.0	0.6	188	22.6	22.6	8.0	8.0	18.9	18.9	80.3	80.3	6.2	6.2	6.3	4.3	4.3	5.6	5	5	5	N/A	N/A	N/A
						1.0	0.6	193	22.6		8.0		18.9		80.4		6.2			4.3			4					
					Middle	4.3	0.4	228	22.3	22.3	8.0	8.0	23.4	23.4	82.9	82.9	6.3	6.3		5.9	5.9		5	6				
						4.3	0.5	235	22.3		8.0		23.4		83.0		6.3			6.0			6					
					Bottom	7.6	0.4	237	22.1	22.1	8.1	8.1	24.0	24.0	83.7	83.7	6.3	6.4	6.4	6.6	6.5		6	6				
						7.6	0.4	246	22.1		8.1		24.0		83.8		6.4			6.5			6					
5-May-16	Cloudy	Moderate	16:47	8.4	Surface	1.0	0.6	192	24.3	24.3	7.9	7.9	16.0	16.0	83.4	83.4	6.4	6.4	6.3	7.5	7.5	17.7	6	6	22	N/A	N/A	N/A
						1.0	0.7	207	24.3		7.9		16.0		83.4		6.4			7.6			5					
					Middle	4.2	0.5	204	24.0	24.0	7.9	7.9	16.9	16.9	80.8	80.7	6.2	6.2		13.7	13.8		7	8				
						4.2	0.5	209	24.0		7.9		16.9		80.7		6.2			14.0			8					
					Bottom	7.4	0.4	219	23.1	23.1	7.9	7.9	20.7	20.7	79.1	79.2	6.0	6.0	6.0	31.8	31.7		52	52				
						7.4	0.4	223	23.1		7.9		20.7		79.4		6.0			31.6			52					
7-May-16	Cloudy	Moderate	18:40	7.8	Surface	1.0	1.3	189	24.2	24.2	8.0	8.0	18.5	18.5	79.5	79.5	6.0	6.0	6.0	32.1	32.1	44.7	25	25	29	N/A	N/A	N/A
						1.0	1.3	191	24.2		8.0		18.5		79.5		6.0			32.1			24					
					Middle	3.9	1.0	198	23.9	23.9	8.0	8.0	19.8	19.8	79.3	79.3	6.0	6.0		45.5	45.5		30	29				
						3.9	1.1	204	23.9		8.0		19.8		79.3		6.0			45.6			28					
					Bottom	6.8	0.8	209	23.9	23.9	8.0	8.0	20.2	20.2	80.2	80.3	6.0	6.0	6.0	56.8	56.5		34	33				
						6.8	0.8	220	23.9		8.0		20.1		80.5		6.0			56.3			32					
10-May-16	Cloudy	Moderate	09:34	9.7	Surface	1.0	0.4	260	25.0	25.0	7.8	7.8	12.6	12.6	76.8	76.8	5.9	5.9	5.9	6.6	6.6	23.1	6	6	5	N/A	N/A	N/A
						1.0	0.5	268	25.0		7.8		12.6		76.8		5.9			6.6			6					
					Middle	4.9	0.5	114	24.9	24.9	7.9	7.9	15.5	15.5	77.9	77.9	5.9	5.9		14.1	14.2		0	0				
						4.9	0.5	124	24.9		7.9		15.5		77.9		5.9			14.3			0					
					Bottom	8.7	0.5	80	24.2	24.2	8.0	8.0	21.6	21.6	80.3	80.3	6.0	6.0	6.0	48.4	48.4		7	8				
						8.7	0.6	86	24.2		8.0		21.6		80.3		6.0			48.4			8					
12-May-16	Fine	Moderate	10:57	9.3	Surface	1.0	0.3	239	24.9	24.9	7.9	7.9	11.5	11.5	81.0	81.0	6.3	6.3	6.1	5.9	5.9	12.7	5	5	6	N/A	N/A	N/A
						1.0	0.3	250	24.9		7.9		11.5		81.0		6.3			5.9			5					
					Middle	4.7	0.3	265	24.4	24.4	8.0	8.0	19.2	19.2	78.3	78.3	5.9	5.9		9.4	9.5		5	5				
						4.7	0.3	291	24.4		8.0		19.2		78.3		5.9			9.6			5					
					Bottom	8.3	0.4	42	23.3	23.3	8.0	8.0	25.8	25.8	78.4	78.7	5.8	5.8	5.8	23.2	22.8		7	7				
						8.3	0.4	44	23.3		8.0		25.8		79.0		5.8			22.3			7					
14-May-16	Cloudy	Moderate	11:27	9.2	Surface	1.0	0.3	247	24.8	24.8	7.9	7.9	14.7	14.7	86.3	86.3	6.6	6.6	6.2	4.3	4.3	5.2	3	4	4	N/A	N/A	N/A
						1.0	0.3	258	24.8		7.9		14.7		86.3		6.6			4.3			4					
					Middle	4.6	0.3	278	23.8	23.8	8.0	8.0	22.5	22.5	77.9	78.0	5.8	5.8		5.2	5.3		3	4				
						4.6	0.3	293	23.8		8.0		22.5		78.0		5.8			5.3			4					
					Bottom	8.2	0.4	56	23.7	23.7	8.0	8.0	23.1	23.1	79.3	79.3	5.9	5.9	5.9	6.1	6.1		5	5				
						8.2	0.4	56	23.7		8.0		23.1		79.3		5.9			6.1			4					
19-Jul-16	Fine	Rough	18:26	7.9	Surface	1.0	0.3	186	28.7	28.7	8.3	8.3	13.0	13.8	99.5	95.8	7.2	6.9	6.0	8.0	8.6	15.9	5	5	18	N/A	N/A	N/A
						1.0	0.4	196	28.7		8.3		14.5		92.0		6.6			9.2			5					
					Middle	4.0	0.3	177	26.4	26.4	8.0	8.0	20.9	20.9	71.8	71.6	5.1	5.1		15.2	16.0		15	16				
						4.0	0.3	189	26.4		8.0		21.0		71.4		5.1			16.7			17					
					Bottom	6.9	0.6	188	26.1	26.1	8.0	8.0	22.1	22.1	72.1	72.9	5.2	5.2	5.2	22.9	23.3		34	34				
						6.9	0.6	204	26.1		8.0		22.1		73.6		5.3			23.6			33					
22-Jul-16	Fine	Moderate	20:12	8.2	Surface	1.0	0.7	174	27.5	27.5	7.8	7.8	17.3	17.3	92.6	92.9	6.6	6.7	7.0	10.9	11.1	17.4	6	6	13	N/A	N/A	N/A
						1.0	0.7	189	27.5		7.8		17.3		93.2		6.7			11.2			5					
					Middle	4.1	0.7	202	27.3	27.3	8.0	8.0	19.9	19.9	102.3	102.4	7.3	7.3		19.6	19.8		7	8				
						4.1	0.7	203	27.3		8.0		19.9		102.4		7.3			20.0			8					
					Bottom	7.2	0.7	199	27.3	27.3	8.0	8.0	21.1	21.1	100.4	99.8	7.1	7.0	7.0	21.8	21.3		25	26				
						7.2	0.7	204	27.3		8.0		21.1		99.2		7.0			20.8			26					
24-Jul-16	Sunny	Moderate	10:16	9.7	Surface	1.0	0.6	60	28.6	28.6	7.8	7.8	17.1	17.1	96.4	96.4	6.8	6.8	6.8	1.6	1.6	10.3	4	3	23	N/A	N/A	N/A
						1.0	0.7	63	28.6		7.8		17.1		96.4		6.8			1.6			2					
					Middle	4.9	0.7	47	27.2	27.2	7.9	7.9	18.9	18.9	95.6	95.6	6.8	6.8		2.5	2.5		23	23				
						4.9	0.7	49	27.2		7.9		18.9		95.5		6.8			2.5			23					
					Bottom	8.7	0.7	47	25.0	25.0	7.7	7.7	25.8	25.8	57.3	57.4	4.1	4.1	4.1	26.8	26.8		41	43				
						8.7	0.7	49	25.0		7.7		25.8		57.4		4.1			26.8			44					
26-Jul-16	Sunny	Moderate	12:19	9.1	Surface	1.0	0.5	264	26.9	26.9	7.8	7.8	20.6	20.6	76.9	76.9	5.5	5.5	5.1	3.6	3.6	15.6	3	3	4	N/A	N/A	N/A
						1.0	0.5	283	26.9		7.8		20.6		76.8		5.5			3.6			3					
					Middle	4.6	0.4	238	26.1	26.1	7.8	7.8	23.4	23.3	68.0	67.9	4.8	4.8		4.4	4.5		5	5				
						4.6	0.4	258	26.1		7.8		23.3		67.7		4.8			4.5			4					
					Bottom	8.1	0.5	76	24.1	24.1	7.7	7.7	28.3	28.3	44.4	44.8	3.2	3.2	3.2	38.7	38.8		5	6				
						8.1	0.5	80	24.1		7.7		28.3		45.2		3.2			38.8			6					
28-Jul-16	Fine	Moderate	09:05	8.5	Surface	1.0	0.7	188	28.0	28.0	7.9	7.9	16.5	16.5	99.2	99.2	7.1	7.1	5.8	3.4	3.4	8.0	4	4	4	N/A	N/A	N/A
						1.0	0.8	189	28.0		7.9		16.5		99.1		7.1			3.4			4					
					Middle	4.3	0.5	194	25.3	25.3	7.7	7.7	25.8	25.8	62.9	62.9	4.5	4.5		9.3	9.4		3	4				
						4.3	0.5	194	25.3		7.7		25.9		62.9		4.5			9.4			4					
					Bottom	7.5	0.3	206	24.6	24.6	7.8	7.8	27.4	27.4	64.4	64.4	4.6	4.6	4.6	11.3	11.3		6	6				
						7.5	0.3	214	24.6		7.8		27.4		64.4		4.6			11.3			5					
30-Jul-16	Cloudy	Moderate	15:57	7.9	Surface	1.0	0.8	183	28.9	28.9	8.0	8.0	14.4	14.4	111.2	111.1	7.9	7.9	6.5	4.4	4.4	6.9	4	5	6	N/A	N/A	N/A
						1.0	0.8	193	28.9		8.0		14.4		111.0		7.9			4.4			5					
					Middle	4.0	0.6	198	26.2	26.2	7.8	7.8	24.8	24.8	73.1	73.1	5.1	5.1		6.3	6.3		6	7				
						4.0	0.6	202	26.2		7.8		24.8		73.0		5.1			6.3			7					
					Bottom	6.9	0.5	238	25.7	25.7	7.7	7.7	26.7	26.6	70.5	70.7	5.0	5.0	5.0	10.2	10.1		7	8				
						6.9	0.6	258	25.7		7.7		26.6		70.8		5.0			10.0			8					

Remarks: DA: Depth-Averaged

Calm: Small or no wave; Moderate: Between calm and rough; Rough : White capped or rougher

Expansion of Hong Kong International Airport into a Three-Runway System
Baseline Water Quality Monitoring
Water Quality Monitoring Results at SR4A during Mid-Ebb Tide

Date	Weather Condition	Sea Condition	Sampling Time	Water Depth (m)	Sampling Depth (m)		Current Speed (m/s)	Current Direction	Water Temperature (°C)		pH		Salinity (ppt)		DO Saturation (%)		Dissolved Oxygen (mg/L)			Turbidity(NTU)			Suspended Solids (mg/L)			Observed construction activities		Other Observations
									Value	Average	Value	Average	Value	Average	Value	Average	Value	Average	DA	Value	Average	DA	Value	Average	DA	<100m from location	>100m from location	
3-May-16	Fine	Calm	09:49	8.4	Surface	1.0	0.3	154	23.9	23.9	8.1	8.1	23.1	23.1	92.9	92.8	6.8	6.8	6.7	5.8	5.8	8.0	9	9	11	N/A	N/A	N/A
						1.0	0.3	159	23.9		8.1		23.1		92.8		6.8			5.9			8					
					Middle	4.2	0.3	129	22.6	22.6	8.1	8.1	29.8	29.8	88.7	88.7	6.5	6.5		8.6	8.7		11	11				
						4.2	0.3	136	22.6		8.1		29.8		88.7		6.5			8.8			11					
					Bottom	7.4	0.3	130	22.6	22.6	8.1	8.1	29.9	29.9	89.1	89.2	6.5	6.5	6.5	9.5	9.3		12	12				
						7.4	0.3	138	22.6		8.1		29.9		89.4		6.5			9.2			12					
5-May-16	Cloudy	Moderate	11:14	7.2	Surface	1.0	0.3	131	23.6	23.5	8.1	8.1	26.4	26.4	89.5	89.6	6.5	6.5	6.5	10.6	11.0	13.0	8	8	14	N/A	N/A	N/A
						1.0	0.3	141	23.5		8.1		26.4		89.7		6.5			11.4			8					
					Middle	3.6	0.3	106	23.2	23.2	8.1	8.1	27.8	27.8	89.1	89.1	6.5	6.5		13.5	13.8		12	12				
						3.6	0.4	113	23.2		8.1		27.8		89.1		6.5			14.0			12					
					Bottom	6.2	0.3	135	23.2	23.2	8.1	8.1	28.0	28.0	89.0	89.0	6.5	6.5	6.5	14.5	14.3		22	22				
						6.2	0.3	142	23.2		8.1		28.0		89.1		6.5			14.2			22					
7-May-16	Cloudy	Moderate	12:36	8.4	Surface	1.0	0.3	110	24.8	24.8	8.0	8.1	24.6	24.6	90.5	90.5	6.5	6.5	6.6	13.3	14.0	23.8	6	6	26	N/A	N/A	N/A
						1.0	0.3	119	24.8		8.1		24.6		90.6		6.5			14.8			6					
					Middle	4.2	0.3	98	24.1	24.1	8.1	8.1	25.9	25.9	91.5	91.8	6.6	6.6		22.8	23.7		25	26				
						4.2	0.3	101	24.1		8.1		25.9		92.2		6.7			24.7			27					
					Bottom	7.4	0.3	91	24.1	24.1	8.1	8.1	26.0	26.0	96.0	97.0	6.9	7.0	7.0	34.1	33.5		45	45				
						7.4	0.3	92	24.1		8.1		26.0		98.1		7.1			32.9			44					
10-May-16	Cloudy	Moderate	16:19	8.2	Surface	1.0	0.2	173	24.8	24.8	8.1	8.1	23.5	23.5	88.0	88.2	6.4	6.4	6.4	12.7	12.7	13.8	6	6	13	N/A	N/A	N/A
						1.0	0.2	174	24.7		8.1		23.5		88.3		6.4			12.6			6					
					Middle	4.1	0.3	117	24.1	24.1	8.1	8.1	28.4	28.5	88.4	88.7	6.3	6.3		13.3	13.9		12	12				
						4.1	0.3	119	24.1		8.1		28.5		88.9		6.3			14.4			11					
					Bottom	7.2	0.3	137	24.1	24.1	8.1	8.1	28.7	28.7	90.0	90.6	6.4	6.5	6.5	15.0	14.8		20	20				
						7.2	0.3	145	24.1		8.1		28.6		91.1		6.5			14.5			20					
12-May-16	Cloudy	Cloudy	17:52	9.0	Surface	1.0	0.5	189	25.7	25.7	8.2	8.2	21.3	21.3	104.0	103.9	7.5	7.5	7.1	6.7	6.8	9.1	10	10	14	N/A	N/A	N/A
						1.0	0.5	203	25.7		8.2		21.3		103.7		7.5			6.8			10					
					Middle	4.5	0.3	116	24.7	24.7	8.1	8.1	23.9	23.9	92.0	92.3	6.7	6.7		7.9	7.9		11	11				
						4.5	0.3	125	24.7		8.1		23.9		92.5		6.7			7.9			11					
					Bottom	8.0	0.2	146	24.6	24.6	8.1	8.1	24.9	24.9	86.5	86.8	6.3	6.3	6.3	12.4	12.6		19	20				
						8.0	0.3	152	24.6		8.1		24.9		87.0		6.3			12.8			20					
14-May-16	Cloudy	Moderate	07:16	9.1	Surface	1.0	0.3	193	25.0	25.0	8.1	8.1	19.5	19.5	90.2	90.0	6.7	6.7	6.3	5.0	5.1	9.4	7	7	9	N/A	N/A	N/A
						1.0	0.3	194	25.0		8.1		19.5		89.8		6.6			5.1			6					
					Middle	4.6	0.3	129	24.0	24.0	8.1	8.1	29.4	29.4	83.7	83.7	6.0	6.0		8.2	8.3		8	8				
						4.6	0.4	141	24.0		8.1		29.4		83.7		6.0			8.4			8					
					Bottom	8.1	0.2	152	23.9	23.9	8.1	8.1	29.8	29.8	82.9	82.9	5.9	5.9	5.9	14.9	14.9		12	12				
						8.1	0.2	164	23.9		8.1		29.8		82.9		5.9			14.8			12					
19-Jul-16	Sunny	Moderate	11:59	8.5	Surface	1.0	0.2	146	26.4	26.4	8.1	8.1	18.5	18.6	101.1	100.6	7.3	7.3	6.8	3.9	3.8	4.9	10	11	14	N/A	N/A	N/A
						1.0	0.3	154	26.3		8.0		18.7		100.0		7.3			3.7			11					
					Middle	4.3	0.3	90	25.1	25.1	8.1	8.1	20.6	20.7	83.1	85.7	6.1	6.3		4.4	4.4		11	12				
						4.3	0.4	93	25.1		8.1		20.7		88.2		6.5			4.3			12					
					Bottom	7.5	0.6	71	24.3	24.3	8.1	8.1	24.6	24.5	71.1	70.9	5.2	5.2	5.2	6.6	6.4		20	19				
						7.5	0.6	75	24.3		8.1		24.4		70.7		5.1			6.2			18					
22-Jul-16	Sunny	Calm	13:51	8.4	Surface	1.0	0.6	246	27.3	27.3	8.1	8.1	21.7	21.8	104.5	104.4	7.3	7.3	7.1	29.6	29.7	35.1	18	18	19	N/A	N/A	N/A
						1.0	0.6	270	27.3		8.1		21.8		104.2		7.3			29.8			17					
					Middle	4.2	0.5	242	27.1	27.1	8.0	8.0	21.9	21.9	98.6	98.4	6.9	6.9		34.4	34.5		19	20				
						4.2	0.6	246	27.2		8.0		21.9		98.2		6.9			34.6			20					
					Bottom	7.4	0.4	257	26.5	26.5	7.9	7.9	23.3	23.3	94.1	94.7	6.6	6.7	6.7	42.0	41.0		20	20				
						7.4	0.4	263	26.5		7.9		23.3		95.2		6.7			40.0			20					
24-Jul-16	Sunny	Calm	16:32	8.6	Surface	1.0	0.4	253	29.1	29.1	7.9	7.9	20.6	20.6	94.1	94.0	6.4	6.4	4.4	8.3	8.2	32.2	3	3	10	N/A	N/A	N/A
						1.0	0.4	269	29.2		7.9		20.6		93.9		6.4			8.1			3					
					Middle	4.3	0.3	259	24.6	24.6	7.7	7.7	30.9	30.8	34.2	34.2	2.4	2.4		33.7	33.8		9	9				
						4.3	0.3	276	24.6		7.7		30.8		34.2		2.4			33.8			9					
					Bottom	7.6	0.3	248	24.5	24.5	7.6	7.6	31.1	31.1	35.1	35.1	2.5	2.5	2.5	54.6	54.7		17	17				
						7.6	0.3	268	24.5		7.6		31.1		35.1		2.5			54.8			17					
26-Jul-16	Sunny	Moderate	18:10	7.6	Surface	1.0	0.3	112	26.8	26.8	7.9	7.9	27.0	27.0	76.6	76.4	5.3	5.3	4.2	9.3	9.3	27.2	11	12	31	N/A	N/A	N/A
						1.0	0.4	120	26.7		7.9		27.0		76.1		5.2			9.3			12					
					Middle	3.8	0.4	97	25.0	25.0	7.7	7.7	30.2	30.2	43.9	43.9	3.1	3.1		20.7	21.4		22	24				
						3.8	0.4	100	25.0		7.7		30.2		43.8		3.1			22.0			25					
					Bottom	6.6	0.4	95	24.6	24.6	7.7	7.7	31.1	31.1	42.0	42.2	2.9	2.9	2.9	51.6	50.9		57	57				
						6.6	0.4	103	24.6		7.7		31.1		42.3		3.0			50.2			57					
28-Jul-16	Fine	Moderate	14:43	8.2	Surface	1.0	0.2	160	30.4	30.4	8.3	8.3	17.9	17.9	146.5	146.5	10.0	10.0	9.4	7.2	7.3	11.6	8	9	13	N/A	N/A	N/A
						1.0	0.2	174	30.4		8.3		17.9		146.4		10.0			7.3			9					
					Middle	4.1	0.1	240	29.5	29.5	8.1	8.1	22.9	22.9	131.3	131.3	8.8	8.8		12.9	12.9		12	12				
						4.1	0.1	249	29.5		8.1		22.9		131.3		8.8			12.9			12					
					Bottom	7.2	0.2	157	28.0	28.0	8.0	8.0	25.7	25.7	101.6	101.7	6.9	6.9	6.9	14.6	14.6		19	19				
						7.2	0.2	157	28.0		8.0		25.7		101.8		6.9			14.5			19					
30-Jul-16	Sunny	Moderate	09:36	8.6	Surface	1.0	0.4	93	29.0	29.0	8.1	8.1	18.6	18.7	107.8	107.7	7.5	7.5	4.8	3.6	3.7	9.0	4	4	13	N/A	N/A	N/A
						1.0	0.4	95	28.9		8.1		18.7		107.5		7.5			3.7			4					
					Middle	4.3	0.4	99	24.4	24.4	7.7	7.7	31.1	31.2	30.2	30.1	2.1	2.1		9.5	9.7		11	10				
						4.3	0.4	107	24.4		7.7		31.3		30.0		2.1			9.9			9					
					Bottom	7.6	0.4	103	24.1	24.1	7.7	7.7	32.1	32.0	29.4	29.5	2.1	2.1	2.1	13.7	13.7		24	24				
						7.6	0.4	107	24.1		7.7		32.0		29.6		2.1			13.7			24					

Remarks: DA: Depth-Averaged
Calm: Small or no wave; Moderate: Between calm and rough; Rough : White capped or rougher

Expansion of Hong Kong International Airport into a Three-Runway System
Baseline Water Quality Monitoring

Water Quality Monitoring Results at SR4A during Mid-Flood Tide

Date	Weather Condition	Sea Condition	Sampling Time	Water Depth (m)	Sampling Depth (m)		Current Speed (m/s)	Current Direction	Water Temperature (°C)		pH		Salinity (ppt)		DO Saturation (%)		Dissolved Oxygen (mg/L)			Turbidity(NTU)			Suspended Solids (mg/L)			Observed construction activities		Other Observations
									Value	Average	Value	Average	Value	Average	Value	Average	Value	Average	DA	Value	Average	DA	Value	Average	DA	<100m from location	>100m from location	
3-May-16	Cloudy	Calm	16:46	8.5	Surface	1.0	0.4	240	24.9	24.9	8.2	8.2	22.5	22.5	111.3	111.2	8.1	8.1	7.8	4.9	4.9	6.4	9	9	9	N/A	N/A	N/A
						1.0	0.4	261	24.9		8.2		22.5		111.1		8.1			5.0			8					
					Middle	4.3	0.3	240	24.4	24.4	8.2	8.2	23.4	23.4	103.9	103.8	7.6	7.6		6.1	6.1		8	8				
						4.3	0.4	262	24.4		8.2		23.4		103.8		7.6			6.1			8					
					Bottom	7.5	0.3	203	23.0	23.0	8.1	8.1	27.7	27.7	89.3	89.4	6.5	6.5	6.5	8.4	8.2		9	10				
						7.5	0.3	215	23.0		8.1		27.7		89.6		6.5			8.1			10					
5-May-16	Sunny	Moderate	18:44	7.8	Surface	1.0	0.3	240	24.6	24.6	8.1	8.1	24.0	24.0	95.0	94.9	6.9	6.9	6.9	10.3	10.3	10.7	13	13	15	N/A	N/A	N/A
						1.0	0.4	248	24.6		8.1		24.0		94.8		6.9			10.4			13					
					Middle	3.9	0.3	222	24.5	24.5	8.1	8.1	24.1	24.1	94.1	94.0	6.8	6.8		10.5	10.6		15	15				
						3.9	0.3	232	24.5		8.1		24.1		93.9		6.8			10.7			15					
					Bottom	6.8	0.3	236	24.3	24.4	8.1	8.1	24.3	24.3	94.6	94.9	6.9	6.9	6.9	11.3	11.1		18	18				
						6.8	0.3	246	24.4		8.1		24.3		95.3		6.9			11.0			18					
7-May-16	Cloudy	Moderate	20:37	8.7	Surface	1.0	0.8	251	25.5	25.5	8.0	8.0	22.9	22.9	91.8	91.8	6.6	6.6	6.6	44.8	44.6	51.7	27	28	38	N/A	N/A	N/A
						1.0	0.9	254	25.5		8.0		22.9		91.9		6.6			44.4			28					
					Middle	4.4	0.9	248	25.5	25.5	8.0	8.0	22.8	22.9	92.3	92.3	6.6	6.6		50.9	51.8		40	40				
						4.4	0.9	251	25.5		8.0		22.9		92.4		6.6			52.7			40					
					Bottom	7.7	0.7	248	25.5	25.5	8.0	8.0	22.9	22.9	94.3	95.1	6.8	6.8	6.8	59.1	58.8		47	47				
						7.7	0.7	249	25.5		8.0		22.9		95.9		6.9			58.6			46					
10-May-16	Cloudy	Moderate	07:52	9.4	Surface	1.0	0.6	71	25.7	25.7	7.9	7.9	16.8	16.9	85.4	85.2	6.3	6.3	6.2	10.4	10.7	12.4	10	10	14	N/A	N/A	N/A
						1.0	0.6	71	25.7		7.9		16.9		85.0		6.3			10.9			10					
					Middle	4.7	0.3	90	25.6	25.6	7.9	7.9	19.3	19.4	84.2	84.2	6.2	6.2		12.8	12.9		15	15				
						4.7	0.4	97	25.6		7.9		19.4		84.1		6.2			12.9			15					
					Bottom	8.4	0.2	146	25.5	25.5	8.0	8.0	20.3	20.6	84.3	84.8	6.2	6.2	6.2	13.5	13.8		16	17				
						8.4	0.3	158	25.4		8.0		20.8		85.2		6.2			14.1			17					
12-May-16	Fine	Calm	09:21	9.2	Surface	1.0	0.6	68	25.3	25.3	8.0	8.0	20.3	20.3	87.7	87.6	6.4	6.4	6.2	6.2	6.3	9.1	7	7	7	N/A	N/A	N/A
						1.0	0.6	70	25.3		8.0		20.3		87.5		6.4			6.3			7					
					Middle	4.6	0.3	94	24.2	24.2	8.1	8.1	27.5	27.5	83.7	83.7	6.0	6.0		9.6	9.6		7	7				
						4.6	0.3	94	24.2		8.1		27.5		83.7		6.0			9.5			7					
					Bottom	8.2	0.3	126	24.1	24.1	8.1	8.1	28.6	28.6	84.2	84.3	6.0	6.0	6.0	11.1	11.4		7	7				
						8.2	0.3	137	24.1		8.1		28.6		84.4		6.0			11.7			7					
14-May-16	Sunny	Moderate	13:28	8.5	Surface	1.0	0.5	75	25.4	25.4	8.1	8.1	21.4	21.4	95.4	95.4	6.9	6.9	6.5	5.8	5.8	7.3	5	6	7	N/A	N/A	N/A
						1.0	0.5	82	25.4		8.1		21.5		95.3		6.9			5.8			6					
					Middle	4.3	0.3	108	24.1	24.1	8.1	8.1	29.2	29.2	86.6	86.8	6.2	6.2		7.3	7.3		8	8				
						4.3	0.3	118	24.1		8.1		29.3		86.9		6.2			7.3			7					
					Bottom	7.5	0.3	135	23.9	23.9	8.1	8.1	30.0	30.0	84.6	85.1	6.0	6.0	6.0	8.8	8.8		7	7				
						7.5	0.3	136	23.9		8.1		30.0		85.5		6.1			8.7			6					
19-Jul-16	Fine	Moderate	20:29	6.6	Surface	1.0	0.2	173	25.7	25.8	8.0	8.1	18.1	18.1	104.2	104.0	7.7	7.7	6.7	2.7	2.8	6.4	18	18	21	N/A	N/A	N/A
						1.0	0.2	181	25.8		8.1		18.1		103.8		7.6			2.9			17					
					Middle	3.3	0.3	117	26.2	26.2	8.1	8.1	23.6	23.7	82.3	81.7	5.8	5.8		5.4	5.5		19	20				
						3.3	0.3	119	26.2		8.1		23.8		81.0		5.7			5.6			20					
					Bottom	5.6	0.3	137	27.0	27.2	8.2	8.2	26.3	26.2	69.5	68.8	4.8	4.8	4.8	10.5	10.8		25	25				
						5.6	0.3	147	27.3		8.2		26.1		68.1		4.7			11.0			25					
22-Jul-16	Fine	Moderate	22:10	8.2	Surface	1.0	0.9	222	27.3	27.3	8.0	8.0	22.0	22.0	109.0	108.4	7.6	7.6	7.4	14.8	15.6	16.8	16	17	16	N/A	N/A	N/A
						1.0	0.9	226	27.3		8.0		22.0		107.8		7.6			16.4			17					
					Middle	4.1	0.5	234	27.2	27.2	8.0	8.0	22.2	22.3	102.6	101.9	7.2	7.1		17.9	18.2		15	15				
						4.1	0.5	249	27.2		8.0		22.3		101.1		7.1			18.5			15					
					Bottom	7.2	0.4	179	26.7	26.7	7.9	7.9	23.1	23.1	96.3	96.4	6.8	6.8	6.8	16.7	16.7		17	18				
						7.2	0.4	187	26.7		7.9		23.1		96.4		6.8			16.6			18					
24-Jul-16	Sunny	Calm	08:40	8.9	Surface	1.0	0.3	79	29.7	29.7	8.0	8.0	20.7	20.7	112.1	112.1	7.6	7.6	5.2	7.0	7.1	15.8	6	7	29	N/A	N/A	N/A
						1.0	0.3	83	29.6		8.0		20.7		112.1		7.6			7.1			7					
					Middle	4.5	0.4	73	25.0	25.0	7.7	7.7	30.1	30.1	40.8	40.7	2.8	2.8		12.7	12.9		26	25				
						4.5	0.4	79	25.0		7.7		30.1		40.6		2.8			13.0			24					
					Bottom	7.9	0.2	74	24.6	24.6	7.7	7.7	31.2	31.2	37.8	38.0	2.6	2.6	2.6	27.4	27.6		56	55				
						7.9	0.3	81	24.6		7.7		31.2		38.1		2.7			27.7			54					
26-Jul-16	Sunny	Moderate	10:38	7.6	Surface	1.0	0.5	251	28.0	28.0	7.9	7.9	24.5	24.5	86.0	85.9	5.9	5.9	5.3	12.9	12.9	19.5	15	15	23	N/A	N/A	N/A
						1.0	0.5	251	28.0		7.9		24.5		85.7		5.9			12.9			15					
					Middle	3.8	0.4	258	27.1	27.1	7.8	7.8	25.9	25.9	69.6	69.2	4.8	4.8		16.6	16.8		18	19				
						3.8	0.4	265	27.1		7.8		26.0		68.8		4.7			16.9			19					
					Bottom	6.6	0.3	239	25.7	25.7	7.7	7.7	28.7	28.7	56.9	57.4	4.0	4.0	4.0	29.4	28.8		34	35				
						6.6	0.3	247	25.8		7.7		28.6		57.8		4.0			28.2			35					
28-Jul-16	Sunny	Moderate	07:21	8.6	Surface	1.0	0.2	114	27.5	27.5	8.0	8.0	23.7	23.6	91.3	91.3	6.3	6.3	4.8	6.0	6.0	10.3	6	6	13	N/A	N/A	N/A
						1.0	0.2	118	27.5		8.0		23.6		91.2		6.3			5.9			5					
					Middle	4.3	0.2	82	24.7	24.7	7.8	7.8	30.9	30.9	45.7	45.7	3.2	3.2		9.8	9.8		11	11				
						4.3	0.2	87	24.7		7.8		30.9		45.7		3.2			9.8			11					
					Bottom	7.6	0.1	105	24.6	24.6	7.8	7.8	31.2	31.2	45.4	45.6	3.2	3.2	3.2	14.8	15.2		22	22				
						7.6	0.1	115	24.6		7.8		31.2		45.8		3.2			15.6			22					
30-Jul-16	Cloudy	Moderate	17:54	7.6	Surface	1.0	0.7	211	29.6	29.6	8.2	8.2	23.0	23.0	130.8	130.7	8.8	8.8	8.6	10.7	10.9	11.1	15	15	17	N/A	N/A	N/A
						1.0	0.7	215	29.6		8.2		23.0		130.5		8.8			11.1			15					
					Middle	3.8	0.5	207	29.6	29.6	8.2	8.2	23.2	23.2	125.4	125.3	8.4	8.4		11.7	11.8		18	18				
						3.8	0.6	207	29.5		8.2		23.2		125.1		8.4			11.8			17					
					Bottom	6.6	0.5	203	27.7	27.7	7.9	7.9	25.7	25.7	82.1	82.1	5.6	5.6	5.6	10.6	10.6		19	19				
						6.6	0.5	212	27.7		7.9		25.7		82.1		5.6			10.6			18					

Remarks: DA: Depth-Averaged

Calm: Small or no wave; Moderate: Between calm and rough; Rough : White capped or rougher

Expansion of Hong Kong International Airport into a Three-Runway System
Baseline Water Quality Monitoring

Water Quality Monitoring Results at SR5A during Mid-Ebb Tide

Date	Weather Condition	Sea Condition	Sampling Time	Water Depth (m)	Sampling Depth (m)		Current Speed (m/s)	Current Direction	Water Temperature (°C)		pH		Salinity (ppt)		DO Saturation (%)		Dissolved Oxygen (mg/L)			Turbidity(NTU)			Suspended Solids (mg/L)			Observed construction activities		Other Observations
									Value	Average	Value	Average	Value	Average	Value	Average	Value	Average	DA	Value	Average	DA	Value	Average	DA	<100m from location	>100m from location	
3-May-16	Fine	Calm	09:24	5.3	Surface	1.0	0.3	155	24.8	24.8	8.1	8.1	20.7	20.7	102.1	102.0	7.5	7.5	7.5	3.8	3.8	7.8	5	6	7	N/A	N/A	N/A
						1.0	0.3	166	24.8		8.1		20.7		102.0		7.5			3.9			6					
					Middle	2.7	-	-	-	-	-	-	-	-	-	-	-	-		-	-		-	-				
						2.7	-	-	-		-		-		-		-			-			-					
					Bottom	4.3	0.3	174	23.1	23.1	8.0	8.0	25.9	25.9	87.7	88.1	6.5	6.5	6.5	11.9	11.8		9	9				
						4.3	0.3	185	23.1		8.0		25.9		88.5		6.5			11.8			9					
5-May-16	Cloudy	Moderate	10:49	5.3	Surface	1.0	0.1	135	24.7	24.6	8.1	8.1	22.6	22.6	93.0	92.1	6.8	6.7	6.7	8.4	9.2	10.4	6	6	7	N/A	N/A	N/A
						1.0	0.1	145	24.5		8.1		22.7		91.3		6.7			10.1			5					
					Middle	2.7	-	-	-	-	-	-	-	-	-	-	-	-		-	-		-	-				
						2.7	-	-	-		-		-		-		-			-			-					
					Bottom	4.3	0.1	181	23.8	24.0	8.0	8.1	23.8	23.8	93.3	94.5	6.9	6.9	6.9	12.4	11.5		7	8				
						4.3	0.1	195	24.2		8.1		23.7		95.8		7.0			10.7			8					
7-May-16	Cloudy	Moderate	12:11	4.7	Surface	1.0	0.2	185	25.5	25.5	8.0	8.0	22.3	22.3	91.3	91.4	6.6	6.6	6.6	9.1	9.4	12.3	11	11	12	N/A	N/A	N/A
						1.0	0.2	192	25.5		8.0		22.3		91.6		6.6			9.8			11					
					Middle	2.4	-	-	-	-	-	-	-	-	-	-	-	-		-	-		-	-				
						2.4	-	-	-		-		-		-		-			-			-					
					Bottom	3.7	0.1	159	25.4	25.4	8.0	8.0	22.3	22.3	92.8	93.0	6.7	6.7	6.7	15.0	15.1		13	13				
						3.7	0.2	173	25.4		8.0		22.3		93.3		6.8			15.2			12					
10-May-16	Cloudy	Moderate	16:44	4.5	Surface	1.0	0.1	136	25.7	25.7	7.9	7.9	19.1	19.0	85.1	85.1	6.2	6.2	6.2	13.9	14.5	15.3	8	9	11	N/A	N/A	N/A
						1.0	0.1	138	25.7		8.0		19.0		85.0		6.2			15.0			9					
					Middle	2.3	-	-	-	-	-	-	-	-	-	-	-	-		-	-		-	-				
						2.3	-	-	-		-		-		-		-			-			-					
					Bottom	3.5	0.1	156	25.3	25.3	8.0	8.0	22.5	22.5	85.2	85.5	6.2	6.2	6.2	17.2	16.1		13	14				
						3.5	0.1	161	25.4		8.0		22.5		85.8		6.2			14.9			14					
12-May-16	Cloudy	Cloudy	18:17	5.6	Surface	1.0	0.3	165	26.1	26.0	8.1	8.1	19.9	19.9	97.1	97.0	7.0	7.0	7.0	6.2	6.3	7.3	10	10	11	N/A	N/A	N/A
						1.0	0.3	181	26.0		8.1		20.0		96.9		7.0			6.3			10					
					Middle	2.8	-	-	-	-	-	-	-	-	-	-	-	-		-	-		-	-				
						2.8	-	-	-		-		-		-		-			-			-					
					Bottom	4.6	0.2	132	25.4	25.4	8.1	8.1	22.0	22.0	91.6	91.7	6.6	6.6	6.6	8.3	8.3		11	11				
						4.6	0.3	136	25.4		8.1		22.0		91.8		6.7			8.3			11					
14-May-16	Cloudy	Moderate	06:51	5.0	Surface	1.0	0.3	168	25.2	25.2	8.0	8.0	19.4	19.4	91.1	90.8	6.7	6.7	6.7	3.8	3.9	4.5	5	5	7	N/A	N/A	N/A
						1.0	0.3	170	25.2		8.0		19.4		90.5		6.7			4.0			4					
					Middle	2.5	-	-	-	-	-	-	-	-	-	-	-	-		-	-		-	-				
						2.5	-	-	-		-		-		-		-			-			-					
					Bottom	4.0	0.2	141	24.9	24.9	8.0	8.0	22.9	22.8	87.1	87.5	6.3	6.4	6.4	5.3	5.2		10	10				
						4.0	0.3	151	25.0		8.0		22.8		87.8		6.4			5.0			10					
19-Jul-16	Rainy	Moderate	11:34	5.4	Surface	1.0	0.3	143	26.3	26.3	8.1	8.1	18.5	18.7	103.5	103.4	7.5	7.5	7.5	3.5	3.4	4.2	10	10	10	N/A	N/A	N/A
						1.0	0.3	147	26.3		8.1		18.8		103.2		7.5			3.3			9					
					Middle	2.7	-	-	-	-	-	-	-	-	-	-	-	-		-	-		-	-				
						2.7	-	-	-		-		-		-		-			-			-					
					Bottom	4.4	0.3	123	25.6	25.6	8.1	8.1	26.7	26.7	94.9	95.2	6.7	6.7	6.7	4.9	5.1		10	10				
						4.4	0.3	127	25.6		8.1		26.7		95.5		6.7			5.2			9					
22-Jul-16	Sunny	Calm	13:26	4.2	Surface	1.0	0.2	291	27.3	27.3	8.0	8.0	21.4	21.4	100.9	100.7	7.1	7.1	7.1	11.7	11.8	12.9	14	14	16	N/A	N/A	N/A
						1.0	0.2	303	27.3		8.0		21.4		100.5		7.1			11.8			14					
					Middle	2.1	-	-	-	-	-	-	-	-	-	-	-	-		-	-		-	-				
						2.1	-	-	-		-		-		-		-			-			-					
					Bottom	3.2	0.2	306	26.9	26.9	7.9	7.9	22.5	22.5	98.2	98.3	6.9	6.9	6.9	14.0	14.0		18	18				
						3.2	0.2	329	26.9		7.9		22.5		98.3		6.9			14.0			18					
24-Jul-16	Sunny	Calm	16:57	4.7	Surface	1.0	0.2	225	29.6	29.6	8.1	8.1	21.6	21.7	135.3	134.4	9.1	9.1	9.1	8.4	8.6	15.1	6	6	7	N/A	N/A	N/A
						1.0	0.2	231	29.6		8.1		21.7		133.4		9.0			8.8			6					
					Middle	2.4	-	-	-	-	-	-	-	-	-	-	-	-		-	-		-	-				
						2.4	-	-	-		-		-		-		-			-			-					
					Bottom	3.7	0.2	222	25.7	25.6	7.7	7.7	28.4	28.4	94.7	94.8	6.2	6.2	6.2	22.1	21.5		8	8				
						3.7	0.2	225	25.6		7.7		28.4		94.9		6.2			20.9			7					
26-Jul-16	Sunny	Moderate	18:35	4.4	Surface	1.0	0.3	197	29.2	29.2	8.2	8.2	24.5	24.5	140.7	140.7	9.4	9.4	9.4	8.2	8.1	9.7	11	12	15	N/A	N/A	N/A
						1.0	0.4	215	29.2		8.2		24.5		140.6		9.4			7.9			12					
					Middle	2.2	-	-	-	-	-	-	-	-	-	-	-	-		-	-		-	-				
						2.2	-	-	-		-		-		-		-			-			-					
					Bottom	3.4	0.3	147	28.1	28.1	7.9	7.9	25.0	25.0	97.1	97.2	6.6	6.6	6.6	11.3	11.4		19	19				
						3.4	0.3	149	28.1		7.9		25.0		97.2		6.6			11.4			18					
28-Jul-16	Fine	Moderate	15:08	3.0	Surface	1.0	0.2	254	29.6	29.4	8.3	8.2	23.8	23.9	151.6	151.2	10.1	10.1	10.1	4.7	4.8	5.2	6	6	7	N/A	N/A	N/A
						1.0	0.2	270	29.2		8.2		24.0		150.7		10.1			4.8			5					
					Middle	1.5	-	-	-	-	-	-	-	-	-	-	-	-		-	-		-	-				
						1.5	-	-	-		-		-		-		-			-			-					
					Bottom	2.0	0.2	207	28.8	28.9	8.2	8.2	24.5	24.4	144.5	144.7	9.8	9.7	9.7	5.6	5.6		8	9				
						2.0	0.2	221	29.1		8.2		24.3		144.9		9.7			5.5			9					
30-Jul-16	Sunny	Calm	09:11	4.5	Surface	1.0	0.5	79	29.9	29.9	8.2	8.2	21.2	21.2	136.9	136.8	9.2	9.2	9.2	4.8	4.9	6.6	6	6	11	N/A	N/A	N/A
						1.0	0.5	80	29.9		8.2		21.2		136.7		9.2			4.9			6					
					Middle	2.3	-	-	-	-	-	-	-	-	-	-	-	-		-	-		-	-				
						2.3	-	-	-		-		-		-		-			-			-					
					Bottom	3.5	0.3	66	29.0	29.0	8.0	8.0	23.4	23.4	100.7	100.3	6.8	6.8	6.8	8.2	8.4		15	16				
						3.5	0.4	71	29.0		8.0		23.4		99.8		6.8			8.5			16					

Remarks: DA: Depth-Averaged

Calm: Small or no wave; Moderate: Between calm and rough; Rough : White capped or rougher

Expansion of Hong Kong International Airport into a Three-Runway System
Baseline Water Quality Monitoring

Water Quality Monitoring Results at SR5A during Mid-Flood Tide

Date	Weather Condition	Sea Condition	Sampling Time	Water Depth (m)	Sampling Depth (m)		Current Speed (m/s)	Current Direction	Water Temperature (°C)		pH		Salinity (ppt)		DO Saturation (%)		Dissolved Oxygen (mg/L)			Turbidity(NTU)			Suspended Solids (mg/L)			Observed construction activities		Other Observations
									Value	Average	Value	Average	Value	Average	Value	Average	Value	Average	DA	Value	Average	DA	Value	Average	DA	<100m from location	>100m from location	
3-May-16	Cloudy	Calm	17:11	4.8	Surface	1.0	0.2	284	24.4	24.4	8.2	8.2	22.5	22.5	108.3	108.2	7.9	7.9	7.9	8.7	8.7	8.2	10	10	11	N/A	N/A	N/A
						1.0	0.2	290	24.4		8.2		22.6		108.1		7.9			8.7			9					
					Middle	2.4	-	-	-	-	-	-	-	-	-	-	-	-		-	-		-	-				
						2.4	-	-	-		-		-		-		-			-			-					
					Bottom	3.8	0.3	288	23.8	23.9	8.1	8.1	24.0	23.8	101.8	102.0	7.5	7.5	7.5	7.6	7.6		13	13				
						3.8	0.3	294	23.9		8.1		23.7		102.3		7.5			7.7			13					
5-May-16	Sunny	Moderate	19:09	5.6	Surface	1.0	0.3	292	24.3	24.3	8.1	8.1	24.3	24.3	95.3	95.0	6.9	6.9	6.9	8.4	8.5	8.6	12	12	12	N/A	N/A	N/A
						1.0	0.3	316	24.3		8.1		24.3		94.8		6.9			8.7			11					
					Middle	2.8	-	-	-	-	-	-	-	-	-	-	-	-		-	-		-	-				
						2.8	-	-	-		-		-		-		-			-			-					
					Bottom	4.6	0.3	306	24.2	24.2	8.1	8.1	24.4	24.4	94.7	96.0	6.9	7.0	7.0	8.9	8.6		12	12				
						4.6	0.3	322	24.3		8.1		24.4		97.4		7.1			8.3			11					
7-May-16	Cloudy	Moderate	21:02	5.0	Surface	1.0	0.5	298	25.6	25.6	8.0	8.0	22.4	22.4	100.5	101.2	7.2	7.3	7.3	21.6	22.9	27.5	28	28	32	N/A	N/A	N/A
						1.0	0.5	300	25.7		8.0		22.4		101.9		7.3			24.3			28					
					Middle	2.5	-	-	-	-	-	-	-	-	-	-	-	-		-	-		-	-				
						2.5	-	-	-		-		-		-		-			-			-					
					Bottom	4.0	0.5	292	25.5	25.5	8.0	8.0	22.4	22.4	102.8	102.9	7.4	7.4	7.4	32.0	32.1		35	36				
						4.0	0.5	313	25.5		8.0		22.4		103.1		7.4			32.3			36					
10-May-16	Cloudy	Moderate	07:27	4.5	Surface	1.0	0.3	123	25.7	25.7	7.9	7.9	20.5	20.5	83.9	84.1	6.1	6.1	6.1	9.6	9.6	9.3	10	10	11	N/A	N/A	N/A
						1.0	0.3	132	25.7		7.9		20.5		84.2		6.1			9.5			10					
					Middle	2.3	-	-	-	-	-	-	-	-	-	-	-	-		-	-		-	-				
						2.3	-	-	-		-		-		-		-			-			-					
					Bottom	3.5	0.3	143	25.7	25.7	7.9	7.9	20.5	20.4	85.4	85.9	6.2	6.2	6.2	9.2	9.0		11	12				
						3.5	0.3	147	25.8		7.9		20.4		86.3		6.3			8.8			12					
12-May-16	Cloudyy	Calm	08:56	4.7	Surface	1.0	0.3	123	25.5	25.5	8.0	8.0	18.7	18.7	87.6	87.5	6.5	6.4	6.4	5.4	5.6	9.3	6	6	7	N/A	N/A	N/A
						1.0	0.3	128	25.5		8.0		18.7		87.3		6.4			5.7			6					
					Middle	2.4	-	-	-	-	-	-	-	-	-	-	-	-		-	-		-	-				
						2.4	-	-	-		-		-		-		-			-			-					
					Bottom	3.7	0.3	143	25.0	25.0	8.0	8.0	21.8	21.8	82.4	82.5	6.0	6.0	6.0	13.3	13.1		7	8				
						3.7	0.3	150	25.0		8.0		21.8		82.5		6.0			12.9			8					
14-May-16	Sunny	Moderate	13:53	5.6	Surface	1.0	0.3	139	25.5	25.5	8.1	8.1	21.3	21.3	92.7	92.6	6.7	6.7	6.7	5.1	5.1	6.3	4	4	5	N/A	N/A	N/A
						1.0	0.3	149	25.5		8.1		21.3		92.5		6.7			5.1			4					
					Middle	2.8	-	-	-	-	-	-	-	-	-	-	-	-		-	-		-	-				
						2.8	-	-	-		-		-		-		-			-			-					
					Bottom	4.6	0.3	157	24.6	24.6	8.1	8.1	24.5	24.5	85.0	85.0	6.2	6.2	6.2	7.4	7.4		6	6				
						4.6	0.3	167	24.7		8.1		24.5		85.0		6.2			7.4			6					
19-Jul-16	Fine	Moderate	20:54	4.2	Surface	1.0	0.1	136	27.6	27.6	8.1	8.1	17.9	17.8	105.6	105.0	7.5	7.5	7.5	3.7	3.7	5.5	26	26	27	N/A	N/A	N/A
						1.0	0.1	138	27.6		8.1		17.7		104.3		7.4			3.7			25					
					Middle	2.1	-	-	-	-	-	-	-	-	-	-	-	-		-	-		-	-				
						2.1	-	-	-		-		-		-		-			-			-					
					Bottom	3.2	0.1	156	27.2	27.2	8.2	8.2	25.5	25.5	95.7	96.2	6.6	6.6	6.6	7.2	7.3		29	29				
						3.2	0.1	157	27.2		8.2		25.5		96.6		6.6			7.3			28					
22-Jul-16	Fine	Moderate	22:35	5.4	Surface	1.0	1.0	231	27.2	27.2	8.0	8.0	21.6	21.6	103.6	103.3	7.3	7.3	7.3	12.7	12.3	12.4	16	16	16	N/A	N/A	N/A
						1.0	1.0	249	27.1		8.0		21.7		102.9		7.3			11.9			15					
					Middle	2.7	-	-	-	-	-	-	-	-	-	-	-	-		-	-		-	-				
						2.7	-	-	-		-		-		-		-			-			-					
					Bottom	4.4	0.2	246	27.0	27.0	8.0	8.0	22.1	22.1	105.0	105.8	7.4	7.5	7.5	12.5	12.5		17	17				
						4.4	0.3	246	27.0		8.0		22.1		106.5		7.5			12.4			16					
24-Jul-16	Sunny	Calm	08:15	5.7	Surface	1.0	0.2	62	30.0	30.0	8.2	8.2	21.7	21.7	147.3	147.3	9.9	9.9	9.9	9.0	9.0	10.2	8	8	12	N/A	N/A	N/A
						1.0	0.2	67	30.0		8.2		21.8		147.2		9.9			8.9			8					
					Middle	2.9	-	-	-	-	-	-	-	-	-	-	-	-		-	-		-	-				
						2.9	-	-	-		-		-		-		-			-			-					
					Bottom	4.7	0.3	117	28.2	28.2	7.9	7.9	23.4	23.4	98.8	98.9	6.8	6.8	6.8	11.4	11.5		15	15				
						4.7	0.3	126	28.2		7.9		23.4		98.9		6.8			11.5			15					
26-Jul-16	Sunny	Moderate	10:13	3.7	Surface	1.0	0.4	305	27.8	27.8	7.8	7.8	24.8	24.8	86.4	86.4	5.9	5.9	5.9	16.2	16.4	16.2	18	19	20	N/A	N/A	N/A
						1.0	0.4	307	27.8		7.8		24.8		86.3		5.9			16.6			20					
					Middle	1.9	-	-	-	-	-	-	-	-	-	-	-	-		-	-		-	-				
						1.9	-	-	-		-		-		-		-			-			-					
					Bottom	2.7	0.4	317	27.7	27.7	7.8	7.8	24.9	24.9	86.1	86.2	5.9	5.9	5.9	16.0	15.9		21	21				
						2.7	0.4	330	27.7		7.8		24.9		86.2		5.9			15.8			21					
28-Jul-16	Sunny	Calm	06:56	3.3	Surface	1.0	0.2	198	28.4	28.4	8.0	8.0	24.1	24.1	102.0	102.0	6.9	6.9	6.9	11.5	11.5	15.4	5	5	11	N/A	N/A	N/A
						1.0	0.2	217	28.4		8.0		24.1		102.0		6.9			11.5			5					
					Middle	1.7	-	-	-	-	-	-	-	-	-	-	-	-		-	-		-	-				
						1.7	-	-	-		-		-		-		-			-			-					
					Bottom	2.3	0.1	186	28.3	28.3	8.0	8.0	24.7	24.7	95.8	95.7	6.5	6.5	6.5	18.7	19.2		16	17				
						2.3	0.2	189	28.3		8.0		24.8		95.6		6.5			19.7			18					
30-Jul-16	Cloudy	Calm	18:19	4.5	Surface	1.0	0.7	218	30.0	30.0	8.3	8.3	21.8	21.9	154.5	154.5	10.4	10.4	10.4	5.6	5.6	7.1	10	10	12	N/A	N/A	N/A
						1.0	0.7	219	30.0		8.3		21.9		154.5		10.4			5.6			10					
					Middle	2.3	-	-	-	-	-	-	-	-	-	-	-	-		-	-		-	-				
						2.3	-	-	-		-		-		-		-			-			-					
					Bottom	3.5	0.4	210	29.4	29.4	8.2	8.2	23.2	23.2	128.3	128.0	8.6	8.6	8.6	8.4	8.6		14	13				
						3.5	0.5	222	29.4		8.2		23.2		127.7		8.6			8.7			12					

Remarks: DA: Depth-Averaged
Calm: Small or no wave; Moderate: Between calm and rough; Rough : White capped or rougher

Expansion of Hong Kong International Airport into a Three-Runway System
Baseline Water Quality Monitoring

Water Quality Monitoring Results at SR6 during Mid-Ebb Tide

Date	Weather Condition	Sea Condition	Sampling Time	Water Depth (m)	Sampling Depth (m)		Current Speed (m/s)	Current Direction	Water Temperature (°C)		pH		Salinity (ppt)		DO Saturation (%)		Dissolved Oxygen (mg/L)			Turbidity(NTU)			Suspended Solids (mg/L)			Observed construction activities		Other Observations
									Value	Average	Value	Average	Value	Average	Value	Average	Value	Average	DA	Value	Average	DA	Value	Average	DA	<100m from location	>100m from location	
3-May-16	Cloudy	Calm	08:53	4.4	Surface	1.0	0.1	132	24.4	24.4	8.1	8.1	20.0	20.0	100.2	100.1	7.5	7.5	7.5	3.3	3.3	3.6	5	5	6	N/A	N/A	N/A
						1.0	0.1	135	24.4		8.1		20.0		100.1		7.5			3.4			5					
					Middle	2.2	-	-	-	-	-	-	-	-	-	-	-	-		-	-		-	-				
						2.2	-	-	-		-		-		-		-			-			-					
					Bottom	3.4	0.1	210	23.8	23.8	8.0	8.0	21.9	21.9	99.0	99.0	7.4	7.4	7.4	3.8	3.8		6	6				
						3.4	0.1	213	23.8		8.0		21.9		99.0		7.4			3.8			6					
5-May-16	Cloudy	Moderate	10:18	4.3	Surface	1.0	0.1	136	24.6	24.6	8.0	8.0	21.4	21.5	92.9	92.9	6.8	6.8	6.8	3.4	3.3	3.0	4	4	5	N/A	N/A	N/A
						1.0	0.1	143	24.6		8.0		21.5		93.0		6.8			3.3			4					
					Middle	2.2	-	-	-	-	-	-	-	-	-	-	-	-		-	-		-	-				
						2.2	-	-	-		-		-		-		-			-			-					
					Bottom	3.3	0.2	79	24.4	24.4	8.1	8.1	22.5	22.5	92.6	92.5	6.8	6.8	6.8	2.7	2.7		5	5				
						3.3	0.2	82	24.4		8.1		22.5		92.5		6.8			2.8			5					
7-May-16	Cloudy	Moderate	11:40	4.5	Surface	1.0	0.3	129	25.3	25.3	8.0	8.0	21.3	21.3	95.3	95.7	6.9	7.0	7.0	4.8	4.7	4.5	4	4	4	N/A	N/A	N/A
						1.0	0.3	129	25.3		8.0		21.3		96.1		7.0			4.6			4					
					Middle	2.3	-	-	-	-	-	-	-	-	-	-	-	-		-	-		-	-				
						2.3	-	-	-		-		-		-		-			-			-					
					Bottom	3.5	0.4	109	25.2	25.3	8.0	8.0	22.2	22.1	98.9	101.7	7.2	7.4	7.4	4.6	4.3		3	4				
						3.5	0.4	116	25.3		8.0		22.0		104.5		7.6			4.0			4					
10-May-16	Cloudy	Moderate	17:15	4.2	Surface	1.0	0.3	133	25.8	25.8	7.9	7.9	17.7	17.7	88.4	88.7	6.5	6.5	6.5	4.7	4.7	5.6	4	4	4	N/A	N/A	N/A
						1.0	0.3	145	25.8		7.9		17.7		88.9		6.6			4.7			3					
					Middle	2.1	-	-	-	-	-	-	-	-	-	-	-	-		-	-		-	-				
						2.1	-	-	-		-		-		-		-			-			-					
					Bottom	3.2	0.3	101	25.8	25.7	7.9	7.9	17.5	17.5	93.4	95.0	6.9	7.0	7.0	6.1	6.6		5	5				
						3.2	0.3	110	25.7		7.9		17.5		96.5		7.1			7.0			5					
12-May-16	Cloudy	Cloudy	18:48	5.3	Surface	1.0	0.2	88	25.9	25.9	8.0	8.0	19.3	19.4	95.7	95.6	7.0	7.0	7.0	4.6	4.7	11.5	22	22	28	N/A	N/A	N/A
						1.0	0.2	93	25.9		8.0		19.4		95.4		7.0			4.7			22					
					Middle	2.7	-	-	-	-	-	-	-	-	-	-	-	-		-	-		-	-				
						2.7	-	-	-		-		-		-		-			-			-					
					Bottom	4.3	0.1	163	24.7	24.7	8.0	8.0	24.1	24.1	81.5	81.8	5.9	5.9	5.9	18.7	18.4		32	33				
						4.3	0.1	173	24.7		8.0		24.1		82.0		5.9			18.1			34					
14-May-16	Cloudy	Moderate	06:20	4.8	Surface	1.0	0.2	93	25.2	25.2	8.0	8.0	20.9	20.9	85.1	84.7	6.2	6.2	6.2	4.5	4.6	7.0	5	5	12	N/A	N/A	N/A
						1.0	0.2	95	25.2		8.0		20.9		84.2		6.2			4.7			4					
					Middle	2.4	-	-	-	-	-	-	-	-	-	-	-	-		-	-		-	-				
						2.4	-	-	-		-		-		-		-			-			-					
					Bottom	3.8	0.1	172	24.7	24.7	7.9	7.9	24.7	24.6	76.1	76.8	5.5	5.6	5.6	9.3	9.4		20	20				
						3.8	0.1	176	24.7		7.9		24.6		77.5		5.6			9.4			19					
19-Jul-16	Sunny	Moderate	11:03	4.8	Surface	1.0	0.2	212	26.1	26.1	8.0	8.0	16.9	16.8	88.4	88.6	6.5	6.5	6.5	3.6	3.7	3.8	10	10	10	N/A	N/A	N/A
						1.0	0.2	224	26.1		8.0		16.6		88.8		6.5			3.8			10					
					Middle	2.4	-	-	-	-	-	-	-	-	-	-	-	-		-	-		-	-				
						2.4	-	-	-		-		-		-		-			-			-					
					Bottom	3.8	0.1	203	25.3	25.3	8.1	8.1	20.9	20.8	55.1	54.2	4.0	4.0	4.0	3.7	3.9		10	10				
						3.8	0.1	210	25.3		8.1		20.7		53.2		3.9			4.1			10					
22-Jul-16	Sunny	Moderate	12:55	4.3	Surface	1.0	0.2	276	27.1	27.1	8.0	8.0	21.7	21.7	101.4	101.4	7.1	7.1	7.1	11.5	11.5	11.7	27	27	28	N/A	N/A	N/A
						1.0	0.2	289	27.1		8.0		21.7		101.3		7.1			11.5			26					
					Middle	2.2	-	-	-	-	-	-	-	-	-	-	-	-		-	-		-	-				
						2.2	-	-	-		-		-		-		-			-			-					
					Bottom	3.3	0.2	261	27.0	27.0	8.0	8.0	22.4	22.4	104.0	104.2	7.3	7.3	7.3	12.0	12.0		29	30				
						3.3	0.2	263	27.0		8.0		22.4		104.3		7.3			11.9			31					
24-Jul-16	Sunny	Calm	17:28	5.3	Surface	1.0	0.4	137	30.2	30.3	8.4	8.4	21.3	21.2	185.2	185.0	12.4	12.4	12.4	5.2	5.2	8.9	8	9	16	N/A	N/A	N/A
						1.0	0.4	149	30.5		8.4		21.2		184.7		12.3			5.1			9					
					Middle	2.7	-	-	-	-	-	-	-	-	-	-	-	-		-	-		-	-				
						2.7	-	-	-		-		-		-		-			-			-					
					Bottom	4.3	0.3	151	28.3	28.4	7.9	7.9	22.8	22.7	95.0	94.8	6.5	6.5	6.5	12.7	12.6		22	23				
						4.3	0.3	163	28.6		7.9		22.6		94.5		6.5			12.4			23					
26-Jul-16	Sunny	Moderate	19:06	3.8	Surface	1.0	0.3	156	29.4	29.4	8.3	8.3	23.5	23.5	156.1	155.9	10.5	10.5	10.5	6.2	6.3	6.1	7	8	8	N/A	N/A	N/A
						1.0	0.3	156	29.4		8.3		23.5		155.6		10.4			6.3			8					
					Middle	1.9	-	-	-	-	-	-	-	-	-	-	-	-		-	-		-	-				
						1.9	-	-	-		-		-		-		-			-			-					
					Bottom	2.8	0.3	136	29.0	29.0	8.2	8.2	24.0	24.0	146.8	146.9	9.9	9.9	9.9	6.0	5.9		9	9				
						2.8	0.3	143	29.1		8.2		24.0		146.9		9.9			5.8			9					
28-Jul-16	Fine	Moderate	15:39	4.2	Surface	1.0	0.3	201	29.8	29.8	8.3	8.3	20.9	20.8	157.9	157.9	10.7	10.7	10.7	14.4	14.6	18.6	23	23	27	N/A	N/A	N/A
						1.0	0.4	204	29.8		8.3		20.8		157.9		10.7			14.7			22					
					Middle	2.1	-	-	-	-	-	-	-	-	-	-	-	-		-	-		-	-				
						2.1	-	-	-		-		-		-		-			-			-					
					Bottom	3.2	0.1	187	29.1	29.1	8.1	8.1	22.1	22.0	127.5	127.6	8.7	8.7	8.7	22.6	22.7		30	31				
						3.2	0.1	190	29.1		8.1		22.0		127.7		8.7			22.8			31					
30-Jul-16	Sunny	Calm	08:40	4.7	Surface	1.0	0.3	37	29.2	29.2	8.0	8.0	21.2	21.1	106.9	106.9	7.3	7.3	7.3	5.7	5.6	6.8	5	6	6	N/A	N/A	N/A
						1.0	0.3	38	29.2		8.0		21.1		106.8		7.3			5.4			6					
					Middle	2.4	-	-	-	-	-	-	-	-	-	-	-	-		-	-		-	-				
						2.4	-	-	-		-		-		-		-			-			-					
					Bottom	3.7	0.3	46	28.7	28.8	8.0	8.0	21.9	21.9	92.3	92.2	6.3	6.3	6.3	8.0	8.1		6	7				
						3.7	0.3	50	28.9		8.0		21.9		92.0		6.3			8.2			7					

Remarks: DA: Depth-Averaged
Calm: Small or no wave; Moderate: Between calm and rough; Rough : White capped or rougher

Expansion of Hong Kong International Airport into a Three-Runway System
Baseline Water Quality Monitoring

Water Quality Monitoring Results at SR6 during Mid-Flood Tide

Date	Weather Condition	Sea Condition	Sampling Time	Water Depth (m)	Sampling Depth (m)		Current Speed (m/s)	Current Direction	Water Temperature (°C)		pH		Salinity (ppt)		DO Saturation (%)		Dissolved Oxygen (mg/L)			Turbidity(NTU)			Suspended Solids (mg/L)			Observed construction activities		Other Observations
									Value	Average	Value	Average	Value	Average	Value	Average	Value	Average	DA	Value	Average	DA	Value	Average	DA	<100m from location	>100m from location	
3-May-16	Rainy	Calm	17:42	4.7	Surface	1.0	0.3	191	24.4	24.4	8.1	8.1	19.6	19.7	101.4	101.3	7.6	7.6	7.6	9.4	9.5	10.7	15	16	17	N/A	N/A	N/A
						1.0	0.3	210	24.4		8.1		19.7		101.2		7.6			9.7			17					
					Middle	2.4	-	-	-	-	-	-	-	-	-	-	-	-		-	-		-	-				
						2.4	-	-	-		-		-		-		-			-			-					
					Bottom	3.7	0.3	201	23.8	23.8	8.1	8.1	21.6	21.6	94.9	95.0	7.1	7.1	7.1	11.8	11.8		16	17				
						3.7	0.4	213	23.8		8.1		21.6		95.1		7.1			11.8			18					
5-May-16	Sunny	Moderate	19:40	4.5	Surface	1.0	0.2	255	24.5	24.5	8.0	8.0	22.2	22.1	92.3	92.5	6.8	6.8	6.8	8.6	8.8	9.4	11	11	12	N/A	N/A	N/A
						1.0	0.2	276	24.5		8.0		22.0		92.8		6.8			9.0			10					
					Middle	2.3	-	-	-	-	-	-	-	-	-	-	-	-		-	-		-	-				
						2.3	-	-	-		-		-		-		-			-			-					
					Bottom	3.5	0.1	205	24.5	24.5	8.0	8.1	22.9	22.9	94.4	95.8	6.9	7.0	7.0	10.4	10.1		14	14				
						3.5	0.2	209	24.5		8.1		22.8		97.2		7.1			9.8			14					
7-May-16	Cloudy	Moderate	21:33	5.0	Surface	1.0	0.3	252	25.6	25.6	8.0	8.0	22.5	22.5	92.5	92.5	6.6	6.7	6.7	15.6	16.2	27.7	18	19	33	N/A	N/A	N/A
						1.0	0.3	258	25.6		8.0		22.4		92.6		6.7			16.8			20					
					Middle	2.5	-	-	-	-	-	-	-	-	-	-	-	-		-	-		-	-				
						2.5	-	-	-		-		-		-		-			-			-					
					Bottom	4.0	0.2	254	25.3	25.3	8.0	8.0	22.7	22.7	94.9	95.7	6.8	6.9	6.9	40.0	39.3		47	47				
						4.0	0.3	267	25.3		8.0		22.7		96.5		7.0			38.5			47					
10-May-16	Cloudy	Moderate	06:56	5.2	Surface	1.0	0.1	203	25.8	25.8	7.9	7.9	17.0	17.0	81.5	81.6	6.0	6.0	6.0	9.1	9.2	10.0	10	11	11	N/A	N/A	N/A
						1.0	0.1	217	25.8		7.9		17.0		81.7		6.0			9.3			11					
					Middle	2.6	-	-	-	-	-	-	-	-	-	-	-	-		-	-		-	-				
						2.6	-	-	-		-		-		-		-			-			-					
					Bottom	4.2	0.2	212	25.8	25.8	7.9	7.9	17.5	17.5	83.3	84.5	6.1	6.2	6.2	10.8	10.8		10	11				
						4.2	0.2	226	25.8		7.9		17.4		85.7		6.3			10.7			11					
12-May-16	Sunny	Calm	08:25	4.6	Surface	1.0	0.2	220	25.4	25.4	7.9	7.9	18.2	18.2	87.5	87.4	6.5	6.5	6.5	5.1	5.1	7.0	3	3	6	N/A	N/A	N/A
						1.0	0.2	220	25.4		7.9		18.2		87.3		6.5			5.0			2					
					Middle	2.3	-	-	-	-	-	-	-	-	-	-	-	-		-	-		-	-				
						2.3	-	-	-		-		-		-		-			-			-					
					Bottom	3.6	0.1	222	25.2	25.1	7.9	7.9	20.5	20.5	78.5	78.7	5.8	5.8	5.8	8.8	8.9		8	9				
						3.6	0.2	237	25.1		7.9		20.5		78.9		5.8			9.0			10					
14-May-16	Sunny	Moderate	14:24	4.5	Surface	1.0	0.2	232	25.4	25.4	8.1	8.1	21.6	21.6	89.4	88.8	6.5	6.4	6.4	5.5	5.6	7.7	4	4	6	N/A	N/A	N/A
						1.0	0.2	255	25.4		8.1		21.6		88.2		6.4			5.7			4					
					Middle	2.3	-	-	-	-	-	-	-	-	-	-	-	-		-	-		-	-				
						2.3	-	-	-		-		-		-		-			-			-					
					Bottom	3.5	0.1	222	25.1	25.0	8.0	8.0	23.2	23.2	78.9	78.3	5.7	5.7	5.7	9.8	9.8		9	9				
						3.5	0.2	241	25.0		8.0		23.2		77.6		5.6			9.8			8					
19-Jul-16	Fine	Moderate	21:25	3.2	Surface	1.0	0.3	133	27.6	27.6	8.1	8.1	16.8	16.9	87.6	88.4	6.3	6.4	6.4	5.2	5.3	6.0	26	27	29	N/A	N/A	N/A
						1.0	0.3	142	27.6		8.1		17.0		89.1		6.4			5.3			28					
					Middle	1.6	-	-	-	-	-	-	-	-	-	-	-	-		-	-		-	-				
						1.6	-	-	-		-		-		-		-			-			-					
					Bottom	2.2	0.3	101	27.3	27.3	8.1	8.1	20.3	20.3	77.1	75.4	5.5	5.4	5.4	6.8	6.8		31	32				
						2.2	0.3	109	27.3		8.1		20.3		73.6		5.2			6.8			32					
22-Jul-16	Fine	Moderate	23:06	5.6	Surface	1.0	0.2	306	27.4	27.5	8.0	8.1	21.3	21.2	114.2	114.7	8.0	8.1	8.1	10.2	9.9	11.9	14	14	18	N/A	N/A	N/A
						1.0	0.2	328	27.5		8.1		21.0		115.1		8.1			9.6			14					
					Middle	2.8	-	-	-	-	-	-	-	-	-	-	-	-		-	-		-	-				
						2.8	-	-	-		-		-		-		-			-			-					
					Bottom	4.6	0.3	258	26.9	26.9	7.9	7.9	22.3	22.3	99.7	100.7	7.0	7.1	7.1	14.0	13.9		22	23				
						4.6	0.3	269	26.9		7.9		22.3		101.7		7.2			13.8			23					
24-Jul-16	Sunny	Calm	07:44	4.6	Surface	1.0	0.2	111	30.7	30.7	8.5	8.5	21.5	21.4	211.7	210.2	14.1	14.0	14.0	5.8	5.9	9.4	6	6	8	N/A	N/A	N/A
						1.0	0.2	111	30.8		8.5		21.4		208.7		13.9			6.0			5					
					Middle	2.3	-	-	-	-	-	-	-	-	-	-	-	-		-	-		-	-				
						2.3	-	-	-		-		-		-		-			-			-					
					Bottom	3.6	0.2	118	28.5	28.4	7.9	7.9	23.1	23.2	101.5	102.1	6.9	7.0	7.0	12.8	12.8		10	11				
						3.6	0.2	126	28.2		7.9		23.2		102.7		7.1			12.8			12					
26-Jul-16	Sunny	Moderate	09:42	3.9	Surface	1.0	0.2	234	28.4	28.4	7.9	7.9	23.5	23.5	99.2	99.0	6.8	6.8	6.8	8.0	8.1	10.7	12	12	13	N/A	N/A	N/A
						1.0	0.2	245	28.4		7.9		23.5		98.7		6.7			8.2			12					
					Middle	2.0	-	-	-	-	-	-	-	-	-	-	-	-		-	-		-	-				
						2.0	-	-	-		-		-		-		-			-			-					
					Bottom	2.9	0.1	195	27.9	27.9	7.8	7.8	24.3	24.3	78.1	77.9	5.4	5.3	5.3	12.8	13.2		14	15				
						2.9	0.1	196	27.9		7.8		24.3		77.6		5.3			13.6			15					
28-Jul-16	Sunny	Calm	06:25	4.5	Surface	1.0	0.3	161	28.3	28.3	8.0	8.0	24.3	24.3	110.5	110.6	7.5	7.5	7.5	4.1	4.1	5.8	8	8	10	N/A	N/A	N/A
						1.0	0.3	161	28.3		8.0		24.3		110.6		7.5			4.1			8					
					Middle	2.3	-	-	-	-	-	-	-	-	-	-	-	-		-	-		-	-				
						2.3	-	-	-		-		-		-		-			-			-					
					Bottom	3.5	0.3	161	28.4	28.4	8.0	8.0	24.7	24.7	108.7	108.9	7.4	7.4	7.4	7.8	7.6		12	13				
						3.5	0.3	175	28.4		8.0		24.7		109.1		7.4			7.3			13					
30-Jul-16	Cloudy	Calm	18:50	3.3	Surface	1.0	0.2	177	29.7	29.7	8.4	8.4	20.0	19.9	168.1	168.1	11.5	11.4	11.4	10.7	10.6	11.3	17	17	19	N/A	N/A	N/A
						1.0	0.2	178	29.7		8.4		19.9		168.0		11.4			10.5			17					
					Middle	1.7	-	-	-	-	-	-	-	-	-	-	-	-		-	-		-	-				
						1.7	-	-	-		-		-		-		-			-			-					
					Bottom	2.3	0.4	160	29.7	29.7	8.4	8.4	20.0	20.0	165.3	165.2	11.3	11.3	11.3	11.8	11.9		21	22				
						2.3	0.4	164	29.7		8.4		20.0		165.1		11.2			12.0			22					

Remarks: DA: Depth-Averaged
Calm: Small or no wave; Moderate: Between calm and rough; Rough : White capped or rougher

Expansion of Hong Kong International Airport into a Three-Runway System
Baseline Water Quality Monitoring

Water Quality Monitoring Results at SR7 during Mid-Ebb Tide

Date	Weather Condition	Sea Condition	Sampling Time	Water Depth (m)	Sampling Depth (m)		Current Speed (m/s)	Current Direction	Water Temperature (°C)		pH		Salinity (ppt)		DO Saturation (%)		Dissolved Oxygen (mg/L)			Turbidity(NTU)			Suspended Solids (mg/L)			Observed construction activities		Other Observations
									Value	Average	Value	Average	Value	Average	Value	Average	Value	Average	DA	Value	Average	DA	Value	Average	DA	<100m from location	>100m from location	
3-May-16	Cloudy	Calm	08:55	18.2	Surface	1.0	0.3	77	22.6	22.7	8.1	8.1	23.2	23.2	97.6	97.5	7.4	7.4	7.1	1.7	1.7	4.1	5	5	4	N/A	N/A	N/A
						1.0	0.3	83	22.7		8.1		23.1		97.5		7.4			1.8			5					
					Middle	9.1	0.2	89	22.2	22.2	8.1	8.1	24.8	24.8	90.6	90.6	6.8	6.8		3.0	3.0		4	4				
						9.1	0.2	96	22.2		8.1		24.8		90.6		6.8			3.1			4					
					Bottom	17.2	0.3	54	21.6	21.6	8.1	8.1	28.2	28.2	85.6	85.8	6.4	6.4	6.4	8.0	7.5		4	4				
						17.2	0.3	54	21.6		8.1		28.1		86.0		6.4			7.0			4					
5-May-16	Cloudy	Calm	10:13	17.8	Surface	1.0	0.4	70	22.7	22.7	8.1	8.1	26.8	26.8	87.3	87.3	6.4	6.4	6.4	2.7	2.7	3.7	4	4	3	N/A	N/A	N/A
						1.0	0.4	71	22.7		8.1		26.8		87.3		6.4			2.7			3					
					Middle	8.9	0.3	175	22.5	22.5	8.1	8.1	27.3	27.3	85.6	85.6	6.3	6.3		3.9	3.9		4	4				
						8.9	0.3	181	22.5		8.1		27.3		85.6		6.3			3.9			3					
					Bottom	16.8	0.2	83	22.3	22.3	8.1	8.1	27.8	27.8	85.2	85.2	6.3	6.3	6.3	4.5	4.5		3	3				
						16.8	0.2	90	22.3		8.1		27.8		85.2		6.3			4.5			3					
7-May-16	Cloudy	Calm	11:37	18.5	Surface	1.0	0.3	140	23.6	23.6	8.1	8.1	25.9	25.9	85.7	85.7	6.3	6.3	6.2	3.4	3.4	3.5	3	3	4	N/A	N/A	N/A
						1.0	0.3	147	23.6		8.1		25.9		85.7		6.3			3.4			3					
					Middle	9.3	0.3	118	23.4	23.4	8.1	8.1	26.4	26.4	84.5	84.4	6.2	6.2		3.4	3.4		4	4				
						9.3	0.4	124	23.4		8.1		26.4		84.4		6.2			3.4			3					
					Bottom	17.5	0.3	142	23.0	23.0	8.1	8.1	27.4	27.4	83.4	83.4	6.1	6.1	6.1	3.8	3.7		4	4				
						17.5	0.4	149	23.0		8.1		27.4		83.4		6.1			3.7			4					
10-May-16	Cloudy	Calm	16:57	17.6	Surface	1.0	0.5	83	24.6	24.6	7.9	7.9	17.5	17.5	85.5	85.5	6.4	6.4	6.4	4.7	4.7	7.3	3	3	3	N/A	N/A	N/A
						1.0	0.5	84	24.6		7.9		17.5		85.5		6.5			4.7			3					
					Middle	8.8	0.3	98	24.6	24.6	7.9	7.9	18.1	18.1	85.0	85.0	6.4	6.4		5.2	5.3		2	3				
						8.8	0.3	101	24.6		7.9		18.1		85.0		6.4			5.3			4					
					Bottom	16.6	0.3	225	24.4	24.4	7.9	7.9	19.3	19.3	84.2	84.2	6.3	6.3	6.3	11.7	11.8		4	3				
						16.6	0.3	228	24.4		7.9		19.3		84.2		6.3			11.9			2					
12-May-16	Cloudy	Moderate	18:31	17.1	Surface	1.0	0.3	84	24.2	24.2	8.1	8.1	22.8	22.8	88.3	88.1	6.5	6.5	6.4	2.5	2.5	3.6	3	3	3	N/A	N/A	N/A
						1.0	0.3	85	24.3		8.1		22.8		87.9		6.5			2.5			3					
					Middle	8.6	0.2	164	23.9	23.9	8.1	8.1	24.4	24.3	85.6	85.4	6.3	6.3		3.1	3.2		4	3				
						8.6	0.2	176	23.9		8.1		24.3		85.2		6.3			3.3			2					
					Bottom	16.1	0.2	259	22.8	22.8	8.1	8.1	28.9	28.8	81.5	81.8	5.9	6.0	6.0	5.5	5.2		4	4				
						16.1	0.2	279	22.8		8.1		28.8		82.1		6.0			4.9			3					
14-May-16	Cloudy	Calm	11:05	18.4	Surface	1.0	0.3	89	23.3	23.3	8.1	8.1	26.1	26.1	82.2	82.2	6.0	6.0	6.0	2.2	2.2	3.4	4	5	6	N/A	N/A	N/A
						1.0	0.3	94	23.3		8.1		26.1		82.2		6.0			2.1			5					
					Middle	9.2	0.2	172	23.1	23.1	8.1	8.1	28.0	28.0	81.9	81.9	6.0	6.0		3.5	3.3		4	5				
						9.2	0.2	185	23.1		8.1		28.0		81.9		6.0			3.1			6					
					Bottom	17.4	0.2	266	23.0	23.0	8.0	8.0	28.8	28.8	82.8	82.8	6.0	6.0	6.0	4.6	4.6		9	9				
						17.4	0.2	273	23.0		8.0		28.8		82.8		6.0			4.6			9					
19-Jul-16	Sunny	Moderate	10:59	18.5	Surface	1.0	0.2	87	26.3	26.4	8.3	8.4	21.6	21.4	103.1	102.4	7.4	7.3	6.1	4.2	4.3	5.1	10	10	10	N/A	N/A	N/A
						1.0	0.2	90	26.5		8.4		21.2		101.6		7.3			4.3			10					
					Middle	9.3	0.2	195	25.0	25.0	8.2	8.2	24.5	24.5	70.8	68.7	5.1	4.9		5.1	5.2		10	10				
						9.3	0.2	206	24.9		8.2		24.5		66.6		4.8			5.2			10					
					Bottom	17.5	0.3	200	22.4	22.4	8.0	8.0	30.5	30.5	42.5	42.8	3.1	3.1	3.1	5.9	5.9		10	11				
						17.5	0.3	210	22.4		8.0		30.5		43.1		3.1			5.8			11					
22-Jul-16	Sunny	Moderate	12:52	15.6	Surface	1.0	1.2	71	25.7	25.7	7.8	7.8	23.0	23.0	63.3	63.3	4.5	4.5	4.2	7.1	7.1	10.0	8	8	13	N/A	N/A	N/A
						1.0	1.2	74	25.7		7.8		23.0		63.2		4.5			7.1			8					
					Middle	7.8	0.9	63	24.7	24.8	7.8	7.8	25.3	25.1	53.0	53.1	3.8	3.8		12.0	11.8		16	16				
						7.8	1.0	65	24.8		7.8		25.0		53.2		3.8			11.5			16					
					Bottom	14.6	0.9	94	23.9	23.9	7.8	7.8	27.7	27.7	49.2	49.4	3.5	3.6	3.6	11.1	11.2		15	16				
						14.6	0.9	100	23.9		7.8		27.7		49.5		3.6			11.2			17					
24-Jul-16	Sunny	Moderate	17:11	18.3	Surface	1.0	0.2	260	26.7	26.7	7.8	7.8	22.7	22.7	82.5	82.5	5.8	5.8	5.1	2.0	2.0	4.9	4	4	5	N/A	N/A	N/A
						1.0	0.2	275	26.7		7.8		22.7		82.5		5.8			2.0			4					
					Middle	9.2	0.2	90	24.6	24.6	7.8	7.8	27.9	28.0	62.7	62.5	4.5	4.4		6.7	6.7		5	5				
						9.2	0.3	93	24.6		7.8		28.0		62.2		4.4			6.7			5					
					Bottom	17.3	0.3	117	23.9	23.8	7.7	7.7	29.4	29.6	47.7	47.4	3.4	3.4	3.4	5.8	5.9		6	6				
						17.3	0.3	125	23.7		7.7		29.7		47.1		3.4			6.0			5					
26-Jul-16	Sunny	Moderate	18:59	18.2	Surface	1.0	0.4	101	26.1	26.1	8.1	8.1	26.4	26.4	117.6	117.5	8.2	8.2	7.8	6.0	6.0	5.3	6	6	7	N/A	N/A	N/A
						1.0	0.4	105	26.1		8.1		26.4		117.4		8.2			6.0			6					
					Middle	9.1	0.3	121	26.0	26.0	8.1	8.1	26.6	26.6	107.3	107.3	7.5	7.5		3.9	3.9		7	8				
						9.1	0.3	122	26.0		8.1		26.6		107.3		7.5			3.9			8					
					Bottom	17.2	0.3	180	24.0	24.0	7.8	7.8	30.0	30.0	71.2	71.3	5.1	5.1	5.1	6.1	6.1		7	7				
						17.2	0.3	180	24.0		7.8		30.0		71.3		5.1			6.1			6					
28-Jul-16	Fine	Calm	15:35	17.2	Surface	1.0	0.2	164	25.6	25.5	7.9	7.9	26.7	26.7	86.5	86.4	6.1	6.1	5.2	2.4	2.5	4.9	4	4	5	N/A	N/A	N/A
						1.0	0.2	170	25.5		7.9		26.8		86.3		6.1			2.5			4					
					Middle	8.6	0.2	161	23.8	23.8	7.8	7.8	30.7	30.6	60.9	61.0	4.3	4.3		5.1	5.2		5	6				
						8.6	0.2	170	23.8		7.8		30.6		61.1		4.3			5.2			6					
					Bottom	16.2	0.2	212	22.6	22.6	7.8	7.8	32.3	32.3	51.1	51.1	3.7	3.7	3.7	7.0	7.0		4	4				
						16.2	0.2	216	22.6		7.8		32.3		51.1		3.7			7.0			4					
30-Jul-16	Sunny	Moderate	08:31	17.4	Surface	1.0	0.4	102	25.9	25.9	8.0	8.0	25.2	25.2	100.9	100.9	7.1	7.1	6.3	2.2	2.2	2.2	5	5	5	N/A	N/A	N/A
						1.0	0.4	102	25.9		8.0		25.2		100.9		7.1			2.2			5					
					Middle	8.7	0.2	170	25.4	25.4	8.0	8.0	26.9	26.9	78.1	78.1	5.5	5.5		2.0	2.0		4	4				
						8.7	0.2	181	25.4		8.0		26.9		78.1		5.5			2.0			4					
					Bottom	16.4	0.3	133	21.9	21.9	7.7	7.7	34.2	34.2	48.5	48.5	3.5	3.5	3.5	2.3	2.3		6	6				
						16.4	0.3	140	21.9		7.7		34.2		48.5		3.5			2.3			5					

Remarks: DA: Depth-Averaged
Calm: Small or no wave; Moderate: Between calm and rough; Rough : White capped or rougher

Expansion of Hong Kong International Airport into a Three-Runway System
Baseline Water Quality Monitoring

Water Quality Monitoring Results at SR7 during Mid-Flood Tide

Date	Weather Condition	Sea Condition	Sampling Time	Water Depth (m)	Sampling Depth (m)		Current Speed (m/s)	Current Direction	Water Temperature (°C)		pH		Salinity (ppt)		DO Saturation (%)		Dissolved Oxygen (mg/L)			Turbidity(NTU)			Suspended Solids (mg/L)			Observed construction activities		Other Observations
									Value	Average	Value	Average	Value	Average	Value	Average	Value	Average	DA	Value	Average	DA	Value	Average	DA	<100m from location	>100m from location	
3-May-16	Cloudy	Calm	17:27	18.9	Surface	1.0	0.2	169	22.5	22.5	8.2	8.2	24.1	24.1	91.4	91.4	6.9	6.9	6.7	2.6	2.6	4.5	3	3	4	N/A	N/A	N/A
						1.0	0.2	175	22.5		8.2		24.0		91.4		6.9			2.7			3					
					Middle	9.5	0.2	196	21.9	21.9	8.1	8.1	28.0	28.0	86.7	86.7	6.5	6.5		4.6	4.5		5	4				
						9.5	0.2	201	21.9		8.1		28.0		86.7		6.5			4.5			3					
					Bottom	17.9	0.2	166	21.7	21.7	8.2	8.2	29.8	29.8	86.3	86.3	6.4	6.4	6.4	6.3	6.3		6	6				
						17.9	0.2	176	21.7		8.2		29.8		86.3		6.4			6.4			6					
5-May-16	Cloudy	Calm	19:24	18.7	Surface	1.0	0.2	199	22.6	22.6	8.1	8.1	25.9	25.9	82.7	82.7	6.1	6.1	6.2	4.8	4.8	7.2	3	4	10	N/A	N/A	N/A
						1.0	0.2	204	22.6		8.1		25.9		82.7		6.1			4.9			4					
					Middle	9.4	0.2	184	22.3	22.3	8.1	8.1	28.3	28.3	84.3	84.3	6.2	6.2		8.4	8.3		13	13				
						9.4	0.2	192	22.3		8.1		28.3		84.3		6.2			8.3			13					
					Bottom	17.7	0.2	184	22.3	22.3	8.1	8.1	28.6	28.6	84.4	84.4	6.2	6.2	6.2	8.3	8.3		13	14				
						17.7	0.2	186	22.3		8.1		28.6		84.4		6.2			8.4			14					
7-May-16	Cloudy	Calm	21:17	18.0	Surface	1.0	0.3	206	24.7	24.7	8.0	8.0	20.4	20.4	84.2	84.1	6.2	6.2	6.2	5.4	5.4	6.3	5	5	7	N/A	N/A	N/A
						1.0	0.3	214	24.7		8.0		20.4		84.1		6.2			5.4			5					
					Middle	9.0	0.2	189	24.1	24.1	8.1	8.1	21.5	21.5	82.8	82.8	6.1	6.1		6.7	6.7		6	6				
						9.0	0.3	202	24.1		8.1		21.5		82.8		6.1			6.7			5					
					Bottom	17.0	0.2	183	23.3	23.3	8.1	8.1	25.1	25.1	81.8	81.8	6.0	6.0	6.0	6.8	6.7		10	10				
						17.0	0.3	185	23.3		8.1		25.1		81.8		6.0			6.6			10					
10-May-16	Rainy	Calm	06:59	16.7	Surface	1.0	0.3	200	25.0	25.0	7.9	7.9	16.5	16.5	82.3	82.3	6.2	6.2	6.1	4.4	4.4	5.5	4	4	6	N/A	N/A	N/A
						1.0	0.3	219	25.0		7.9		16.5		82.3		6.2			4.3			4					
					Middle	8.4	0.2	195	24.5	24.5	8.0	8.0	21.7	21.6	80.3	80.3	5.9	5.9		4.7	4.8		6	6				
						8.4	0.2	208	24.5		8.0		21.5		80.3		5.9			4.8			5					
					Bottom	15.7	0.2	87	23.6	23.6	8.1	8.1	26.0	26.0	79.8	79.8	5.8	5.8	5.8	7.3	7.3		7	8				
						15.7	0.2	92	23.6		8.1		26.0		79.8		5.8			7.3			9					
12-May-16	Sunny	Moderate	08:22	15.4	Surface	1.0	0.1	171	24.0	23.9	8.0	8.0	20.2	20.2	83.1	82.9	6.2	6.2	6.1	3.4	3.4	3.3	6	6	6	N/A	N/A	N/A
						1.0	0.1	172	23.9		8.0		20.2		82.7		6.2			3.3			6					
					Middle	7.7	0.1	169	23.6	23.6	8.0	8.0	22.8	22.8	80.7	80.6	6.0	6.0		3.2	3.2		6	6				
						7.7	0.1	181	23.6		8.0		22.9		80.5		6.0			3.2			6					
					Bottom	14.4	0.2	191	22.9	22.9	8.0	8.0	28.1	28.1	79.3	79.3	5.8	5.8	5.8	3.4	3.4		5	6				
						14.4	0.2	199	22.9		8.0		28.0		79.2		5.8			3.4			6					
14-May-16	Cloudy	Calm	14:04	18.6	Surface	1.0	0.1	173	23.9	23.9	8.1	8.1	24.5	24.5	90.5	90.5	6.6	6.6	6.3	1.8	1.8	3.1	3	3	3	N/A	N/A	N/A
						1.0	0.1	187	23.9		8.1		24.5		90.4		6.6			1.8			2					
					Middle	9.3	0.2	181	23.3	23.3	8.1	8.1	27.2	27.2	83.1	83.1	6.1	6.1		2.2	2.3		2	2				
						9.3	0.2	181	23.3		8.1		27.2		83.1		6.1			2.3			2					
					Bottom	17.6	0.2	193	23.0	23.0	8.0	8.0	29.6	29.6	81.2	81.2	5.9	5.9	5.9	5.2	5.2		5	5				
						17.6	0.2	205	23.0		8.0		29.6		81.2		5.9			5.2			5					
19-Jul-16	Cloudy	Rough	21:03	18.8	Surface	1.0	0.5	83	27.5	27.5	8.5	8.5	19.2	19.2	116.9	114.7	8.3	8.1	6.2	5.4	5.5	11.5	7	7	7	N/A	N/A	N/A
						1.0	0.5	84	27.5		8.5		19.2		112.4		8.0			5.6			7					
					Middle	9.4	0.3	98	24.6	24.6	8.1	8.1	28.5	28.5	60.2	60.2	4.3	4.3		6.9	7.2		6	6				
						9.4	0.3	104	24.6		8.1		28.5		60.2		4.3			7.5			5					
					Bottom	17.8	0.3	225	23.0	23.0	8.0	8.0	32.9	32.9	43.7	43.9	3.1	3.1	3.1	21.7	21.9		8	8				
						17.8	0.3	226	23.0		8.0		32.9		44.1		3.1			22.0			7					
22-Jul-16	Fine	Moderate	22:49	16.9	Surface	1.0	0.9	88	24.1	24.1	7.8	7.8	28.4	28.4	55.6	55.6	4.0	4.0	3.8	2.4	2.4	2.7	6	7	6	N/A	N/A	N/A
						1.0	0.9	90	24.1		7.8		28.4		55.6		4.0			2.4			7					
					Middle	8.5	0.8	50	23.4	23.3	7.8	7.8	30.4	30.4	50.9	51.0	3.6	3.6		2.7	2.8		5	6				
						8.5	0.9	51	23.3		7.8		30.4		51.0		3.7			2.8			6					
					Bottom	15.9	0.9	92	23.1	23.1	7.8	7.8	31.0	31.0	55.9	56.8	4.0	4.1	4.1	2.7	2.8		4	5				
						15.9	0.9	97	23.1		7.8		31.0		57.6		4.1			2.9			6					
24-Jul-16	Sunny	Calm	07:41	17.3	Surface	1.0	0.1	134	24.7	24.7	7.7	7.7	25.4	25.4	57.9	57.9	4.2	4.2	3.8	2.0	2.1	4.3	6	6	7	N/A	N/A	N/A
						1.0	0.1	135	24.7		7.7		25.4		57.8		4.2			2.1			6					
					Middle	8.7	0.2	88	24.1	24.1	7.7	7.7	26.7	26.7	48.9	48.8	3.5	3.5		3.6	3.7		6	6				
						8.7	0.2	95	24.1		7.7		26.7		48.7		3.5			3.8			5					
					Bottom	16.3	0.1	132	22.6	22.6	7.7	7.7	29.6	29.6	36.3	36.7	2.7	2.7	2.7	7.4	7.2		11	11				
						16.3	0.1	141	22.6		7.7		29.6		37.1		2.7			7.0			10					
26-Jul-16	Sunny	Calm	09:44	17.0	Surface	1.0	0.2	229	26.1	26.1	7.8	7.8	23.4	23.4	78.7	78.5	5.6	5.6	5.1	2.7	2.6	5.1	4	4	5	N/A	N/A	N/A
						1.0	0.2	233	26.1		7.8		23.4		78.3		5.6			2.5			4					
					Middle	8.5	0.2	206	25.0	25.0	7.8	7.8	26.4	26.4	64.5	64.4	4.6	4.6		3.1	3.2		6	6				
						8.5	0.2	217	25.0		7.8		26.4		64.3		4.6			3.3			6					
					Bottom	16.0	0.1	183	23.3	23.3	7.7	7.7	30.3	30.3	50.9	51.1	3.7	3.7	3.7	9.8	9.5		4	4				
						16.0	0.1	191	23.3		7.7		30.3		51.3		3.7			9.2			4					
28-Jul-16	Sunny	Calm	06:30	16.3	Surface	1.0	0.5	98	26.7	26.7	7.9	7.9	21.8	21.8	106.9	106.9	7.6	7.6	7.1	2.0	2.0	2.4	4	4	5	N/A	N/A	N/A
						1.0	0.6	104	26.7		8.0		21.8		106.8		7.6			2.0			3					
					Middle	8.2	0.3	103	25.9	25.9	7.9	7.9	24.0	24.0	92.6	92.5	6.6	6.6		2.4	2.4		4	5				
						8.2	0.3	105	25.9		7.9		24.0		92.4		6.6			2.4			6					
					Bottom	15.3	0.2	158	23.8	23.8	7.7	7.7	28.8	28.8	64.1	64.1	4.6	4.6	4.6	2.7	2.7		6	7				
						15.3	0.2	169	23.8		7.7		28.9		64.1		4.6			2.7			7					
30-Jul-16	Cloudy	Calm	18:34	16.9	Surface	1.0	0.2	169	25.0	25.0	8.0	8.0	27.2	27.1	74.1	74.1	5.3	5.3	4.9	2.4	2.5	5.6	6	6	6	N/A	N/A	N/A
						1.0	0.2	181	25.0		8.0		27.1		74.1		5.3			2.5			5					
					Middle	8.5	0.2	212	23.9	23.9	8.0	8.0	29.6	29.6	63.6	63.6	4.5	4.5		5.0	5.1		5	6				
						8.5	0.2	230	23.9		8.0		29.6		63.5		4.5			5.1			7					
					Bottom	15.9	0.2	159	22.1	22.1	7.8	7.8	33.3	33.3	44.3	44.4	3.2	3.2	3.2	9.4	9.3		6	6				
						15.9	0.2	170	22.1		7.8		33.3		44.4		3.2			9.2			6					

Remarks: DA: Depth-Averaged
Calm: Small or no wave; Moderate: Between calm and rough; Rough : White capped or rougher

Expansion of Hong Kong International Airport into a Three-Runway System
Baseline Water Quality Monitoring

Water Quality Monitoring Results at SR8 during Mid-Ebb Tide

Date	Weather Condition	Sea Condition	Sampling Time	Water Depth (m)	Sampling Depth (m)		Current Speed (m/s)	Current Direction	Water Temperature (°C)		pH		Salinity (ppt)		DO Saturation (%)		Dissolved Oxygen (mg/L)			Turbidity(NTU)			Suspended Solids (mg/L)			Observed construction activities		Other Observations
									Value	Average	Value	Average	Value	Average	Value	Average	Value	Average	DA	Value	Average	DA	Value	Average	DA	<100m from location	>100m from location	
3-May-16	Cloudy	Calm	10:26	5.1	Surface	1.0	0.1	201	24.1	24.1	8.0	8.0	13.3	13.3	97.6	97.6	7.6	7.6	7.6	4.6	4.6	5.1	5	6	6	N/A	N/A	N/A
						1.0	0.1	203	24.1		8.0		13.3		97.6		7.6			4.7			6					
					Middle	2.6	-	-	-	-	-	-	-	-	-	-	-	-		-	-		-	-				
						2.6	-	-	-		-		-		-		-			-			-					
					Bottom	4.1	0.1	233	24.1	24.1	8.0	8.0	17.4	17.4	96.6	96.7	7.3	7.3	7.3	5.5	5.5		6	6				
						4.1	0.1	240	24.2		8.0		17.4		96.8		7.3			5.5			5					
5-May-16	Cloudy	Moderate	11:44	4.9	Surface	1.0	0.1	190	24.1	24.1	8.1	8.1	23.3	23.3	86.6	86.5	6.4	6.4	6.4	9.3	9.3	12.6	10	10	9	N/A	N/A	N/A
						1.0	0.1	200	24.1		8.1		23.3		86.5		6.4			9.3			9					
					Middle	2.5	-	-	-	-	-	-	-	-	-	-	-	-		-	-		-	-				
						2.5	-	-	-		-		-		-		-			-			-					
					Bottom	3.9	0.1	184	22.8	22.8	8.1	8.1	23.9	23.9	85.0	85.0	6.4	6.4	6.4	16.0	16.0		9	9				
						3.9	0.1	186	22.8		8.1		23.9		85.0		6.4			16.0			9					
7-May-16	Cloudy	Moderate	13:08	5.7	Surface	1.0	0.3	214	25.0	25.0	8.0	8.0	22.1	22.1	85.0	85.0	6.2	6.2	6.2	23.6	23.8	28.8	30	31	34	N/A	N/A	N/A
						1.0	0.3	217	25.0		8.0		22.1		85.0		6.2			24.0			31					
					Middle	2.9	-	-	-	-	-	-	-	-	-	-	-	-		-	-		-	-				
						2.9	-	-	-		-		-		-		-			-			-					
					Bottom	4.7	0.3	177	23.8	23.8	8.0	8.0	23.0	23.0	84.1	84.1	6.2	6.2	6.2	33.4	33.7		36	37				
						4.7	0.3	189	23.8		8.0		23.0		84.1		6.2			34.1			37					
10-May-16	Cloudy	Calm	15:26	5.7	Surface	1.0	0.3	220	24.9	24.9	7.8	7.8	13.4	13.4	86.1	86.2	6.6	6.6	6.6	7.0	7.0	7.8	6	6	6	N/A	N/A	N/A
						1.0	0.3	222	24.9		7.8		13.4		86.2		6.6			7.0			5					
					Middle	2.9	-	-	-	-	-	-	-	-	-	-	-	-		-	-		-	-				
						2.9	-	-	-		-		-		-		-			-			-					
					Bottom	4.7	0.3	220	25.7	25.7	7.8	7.8	14.5	14.5	88.1	88.2	6.6	6.6	6.6	8.5	8.5		7	7				
						4.7	0.3	240	25.7		7.8		14.5		88.2		6.6			8.5			6					
12-May-16	Cloudy	Moderate	17:00	5.2	Surface	1.0	0.3	170	24.3	24.3	8.0	8.0	21.3	21.3	84.6	84.7	6.3	6.3	6.3	5.5	5.5	5.8	5	6	6	N/A	N/A	N/A
						1.0	0.3	171	24.4		8.0		21.3		84.8		6.3			5.5			7					
					Middle	2.6	-	-	-	-	-	-	-	-	-	-	-	-		-	-		-	-				
						2.6	-	-	-		-		-		-		-			-			-					
					Bottom	4.2	0.3	190	24.1	24.1	7.9	7.9	21.8	21.8	86.1	86.2	6.4	6.4	6.4	6.1	6.1		7	7				
						4.2	0.3	190	24.1		7.9		21.8		86.3		6.4			6.1			6					
14-May-16	Cloudy	Moderate	12:36	5.5	Surface	1.0	0.4	173	24.4	24.4	8.0	8.0	19.2	19.2	87.4	87.4	6.6	6.5	6.5	3.5	3.5	4.3	4	4	5	N/A	N/A	N/A
						1.0	0.4	187	24.4		8.0		19.2		87.4		6.5			3.5			4					
					Middle	2.8	-	-	-	-	-	-	-	-	-	-	-	-		-	-		-	-				
						2.8	-	-	-		-		-		-		-			-			-					
					Bottom	4.5	0.3	196	24.0	24.0	8.0	8.0	22.0	22.0	80.9	80.9	6.0	6.0	6.0	5.0	5.0		5	6				
						4.5	0.3	213	24.0		8.0		22.0		80.9		6.0			5.0			6					
19-Jul-16	Sunny	Rough	12:30	4.5	Surface	1.0	0.3	217	27.6	27.6	8.3	8.2	18.7	18.8	105.3	105.2	7.5	7.5	7.5	6.8	6.9	7.1	7	8	9	N/A	N/A	N/A
						1.0	0.4	227	27.6		8.2		18.8		105.0		7.5			7.0			8					
					Middle	2.3	-	-	-	-	-	-	-	-	-	-	-	-		-	-		-	-				
						2.3	-	-	-		-		-		-		-			-			-					
					Bottom	3.5	0.3	127	27.3	27.4	8.2	8.2	19.0	19.0	108.7	110.9	7.7	7.9	7.9	7.2	7.3		10	10				
						3.5	0.3	133	27.4		8.2		19.0		113.0		8.0			7.3			9					
22-Jul-16	Sunny	Moderate	14:23	4.6	Surface	1.0	0.3	222	28.0	28.0	7.8	7.8	19.5	19.5	92.4	92.4	6.5	6.5	6.5	11.3	11.6	13.4	14	14	18	N/A	N/A	N/A
						1.0	0.3	226	28.0		7.8		19.5		92.4		6.5			11.8			14					
					Middle	2.3	-	-	-	-	-	-	-	-	-	-	-	-		-	-		-	-				
						2.3	-	-	-		-		-		-		-			-			-					
					Bottom	3.6	0.4	195	27.3	27.3	7.9	7.9	20.1	20.1	90.8	91.0	6.4	6.4	6.4	15.2	15.2		22	22				
						3.6	0.4	196	27.4		7.9		20.1		91.1		6.5			15.1			21					
24-Jul-16	Sunny	Moderate	15:40	5.2	Surface	1.0	0.3	163	28.2	28.2	7.9	7.9	18.6	18.6	100.6	100.5	7.1	7.1	7.1	3.1	3.3	3.9	3	3	4	N/A	N/A	N/A
						1.0	0.3	166	28.2		7.9		18.6		100.4		7.1			3.4			3					
					Middle	2.6	-	-	-	-	-	-	-	-	-	-	-	-		-	-		-	-				
						2.6	-	-	-		-		-		-		-			-			-					
					Bottom	4.2	0.3	166	28.1	28.1	7.9	7.9	18.7	18.7	98.5	98.5	6.9	6.9	6.9	4.5	4.6		5	5				
						4.2	0.3	172	28.1		7.9		18.7		98.4		6.9			4.7			4					
26-Jul-16	Sunny	Moderate	17:28	5.2	Surface	1.0	0.2	151	27.1	27.1	8.0	8.0	23.5	23.5	118.0	118.0	8.2	8.2	8.2	6.3	6.3	6.9	8	8	10	N/A	N/A	N/A
						1.0	0.2	158	27.1		8.0		23.5		117.9		8.2			6.3			8					
					Middle	2.6	-	-	-	-	-	-	-	-	-	-	-	-		-	-		-	-				
						2.6	-	-	-		-		-		-		-			-			-					
					Bottom	4.2	0.3	211	26.9	26.9	8.0	8.0	23.7	23.7	108.4	108.4	7.6	7.6	7.6	7.4	7.5		11	12				
						4.2	0.3	228	26.9		8.0		23.7		108.3		7.6			7.5			12					
28-Jul-16	Fine	Moderate	14:04	5.1	Surface	1.0	0.2	263	28.5	28.5	8.1	8.1	18.0	18.0	117.3	117.2	8.2	8.2	8.2	10.3	10.4	11.3	4	4	4	N/A	N/A	N/A
						1.0	0.2	282	28.5		8.1		18.0		117.1		8.2			10.4			3					
					Middle	2.6	-	-	-	-	-	-	-	-	-	-	-	-		-	-		-	-				
						2.6	-	-	-		-		-		-		-			-			-					
					Bottom	4.1	0.2	207	26.7	26.7	7.9	7.9	22.9	22.9	97.1	97.2	6.8	6.8	6.8	12.2	12.2		4	4				
						4.1	0.2	211	26.8		7.9		22.9		97.2		6.8			12.2			3					
30-Jul-16	Sunny	Moderate	10:02	5.6	Surface	1.0	0.3	170	28.0	28.0	8.0	8.0	18.1	18.0	118.4	118.4	8.4	8.4	8.4	4.6	4.7	5.1	4	5	4	N/A	N/A	N/A
						1.0	0.3	179	28.0		8.0		18.0		118.3		8.4			4.7			5					
					Middle	2.8	-	-	-	-	-	-	-	-	-	-	-	-		-	-		-	-				
						2.8	-	-	-		-		-		-		-			-			-					
					Bottom	4.6	0.3	212	27.4	27.4	7.9	7.9	20.3	20.3	102.8	102.8	7.3	7.3	7.3	5.6	5.6		3	4				
						4.6	0.3	223	27.4		7.9		20.3		102.8		7.3			5.6			5					

Remarks: DA: Depth-Averaged
Calm: Small or no wave; Moderate: Between calm and rough; Rough : White capped or rougher

Expansion of Hong Kong International Airport into a Three-Runway System
Baseline Water Quality Monitoring

Water Quality Monitoring Results at SR8 during Mid-Flood Tide

Date	Weather Condition	Sea Condition	Sampling Time	Water Depth (m)	Sampling Depth (m)		Current Speed (m/s)	Current Direction	Water Temperature (°C)		pH		Salinity (ppt)		DO Saturation (%)		Dissolved Oxygen (mg/L)			Turbidity(NTU)			Suspended Solids (mg/L)			Observed construction activities		Other Observations
									Value	Average	Value	Average	Value	Average	Value	Average	Value	Average	DA	Value	Average	DA	Value	Average	DA	<100m from location	>100m from location	
3-May-16	Cloudy	Moderate	15:56	5.2	Surface	1.0	0.2	228	24.2	24.2	8.2	8.2	15.1	15.1	101.6	101.6	7.8	7.8	7.8	5.6	5.6	6.5	4	4	4	N/A	N/A	N/A
						1.0	0.2	240	24.2		8.2		15.1		101.6		7.8			5.6			4					
					Middle	2.6	-	-	-	-	-	-	-	-	-	-	-	-		-	-		-	-				
						2.6	-	-	-		-		-		-		-			-			-					
					Bottom	4.2	0.4	259	22.6	22.6	8.1	8.1	22.0	22.0	90.6	90.6	6.9	6.9	6.9	7.4	7.4		5	5				
						4.2	0.4	282	22.6		8.1		22.0		90.7		6.9			7.4			4					
5-May-16	Cloudy	Calm	17:53	5.2	Surface	1.0	0.2	262	24.4	24.4	8.0	8.0	19.6	19.6	90.9	90.8	6.8	6.8	6.8	12.8	12.8	16.0	13	10	11	N/A	N/A	N/A
						1.0	0.2	277	24.4		8.0		19.6		90.8		6.8			12.9				11				
					Middle	2.6	-	-	-	-	-	-	-	-	-	-	-	-		-	-			-	-			
						2.6	-	-	-		-		-		-		-			-				-				
					Bottom	4.2	0.2	251	23.7	23.7	8.1	8.1	21.9	21.9	90.3	90.3	6.8	6.8	6.8	19.4	19.2		16	16				
						4.2	0.2	255	23.7		8.1		21.9		90.4		6.8			19.1			15					
7-May-16	Cloudy	Moderate	19:46	5.1	Surface	1.0	0.1	146	25.3	25.3	8.0	8.0	17.3	17.3	86.7	86.7	6.4	6.4	6.4	8.8	8.8	27.9	13	8	9	N/A	N/A	N/A
						1.0	0.2	150	25.3		8.0		17.3		86.7		6.4			8.9				9				
					Middle	2.6	-	-	-	-	-	-	-	-	-	-	-	-		-	-			-	-			
						2.6	-	-	-		-		-		-		-			-				-				
					Bottom	4.1	0.2	202	25.3	25.3	8.0	8.0	18.8	18.8	87.3	87.4	6.4	6.4	6.4	47.1	47.1		18	18				
						4.1	0.2	211	25.3		8.0		18.8		87.5		6.5			47.0			18					
10-May-16	Cloudy	Moderate	08:30	5.8	Surface	1.0	0.3	127	25.4	25.4	7.8	7.8	13.6	13.6	81.2	81.2	6.2	6.2	6.2	10.5	10.5	13.0	12	5	6	N/A	N/A	N/A
						1.0	0.3	132	25.4		7.8		13.6		81.2		6.2			10.5				6				
					Middle	2.9	-	-	-	-	-	-	-	-	-	-	-	-		-	-			-	-			
						2.9	-	-	-		-		-		-		-			-				-				
					Bottom	4.8	0.3	217	24.7	24.7	7.9	7.9	19.5	19.5	79.3	79.3	5.9	5.9	5.9	15.4	15.4		19	19				
						4.8	0.3	225	24.7		7.9		19.5		79.3		5.9			15.4			19					
12-May-16	Sunny	Moderate	09:53	5.4	Surface	1.0	0.3	272	24.5	24.5	7.9	7.9	17.3	17.3	83.0	82.8	6.3	6.3	6.3	4.8	4.9	5.3	4	4	4	N/A	N/A	N/A
						1.0	0.3	288	24.5		7.9		17.3		82.6		6.2			4.9				3				
					Middle	2.7	-	-	-	-	-	-	-	-	-	-	-	-		-	-			-	-			
						2.7	-	-	-		-		-		-		-			-				-				
					Bottom	4.4	0.2	297	24.2	24.2	7.9	7.9	20.2	20.0	80.1	80.9	6.0	6.1	6.1	5.6	5.8		4	5				
						4.4	0.2	317	24.2		7.9		19.9		81.6		6.1			5.9			6					
14-May-16	Cloudy	Moderate	12:33	5.3	Surface	1.0	0.3	274	25.2	25.1	8.0	8.0	20.7	20.7	88.1	88.1	6.5	6.5	6.5	6.2	6.2	8.0	4	5	5	N/A	N/A	N/A
						1.0	0.3	293	25.1		8.0		20.7		88.0		6.5			6.2				4				
					Middle	2.7	-	-	-	-	-	-	-	-	-	-	-	-		-	-			-	-			
						2.7	-	-	-		-		-		-		-			-				-				
					Bottom	4.3	0.2	314	23.8	23.8	8.0	8.0	23.0	23.0	81.5	81.5	6.0	6.0	6.0	9.8	9.8		4	4				
						4.3	0.3	326	23.8		8.0		23.0		81.5		6.0			9.8			3					
19-Jul-16	Cloudy	Rough	19:32	4.5	Surface	1.0	0.3	220	27.9	27.9	8.2	8.2	17.4	17.4	111.0	111.0	7.9	7.9	7.9	13.1	13.4	14.4	12	9	10	N/A	N/A	N/A
						1.0	0.3	234	27.9		8.2		17.4		111.0		7.9			13.6				10				
					Middle	2.3	-	-	-	-	-	-	-	-	-	-	-	-		-	-			-	-			
						2.3	-	-	-		-		-		-		-			-				-				
					Bottom	3.5	0.3	220	27.8	27.8	8.2	8.2	18.3	18.3	111.0	111.1	7.9	7.9	7.9	14.9	15.4		15	15				
						3.5	0.3	222	27.8		8.2		18.4		111.1		7.9			15.9			15					
22-Jul-16	Fine	Moderate	21:18	5.0	Surface	1.0	0.2	207	27.0	26.9	7.8	7.8	19.3	19.3	84.0	84.0	6.0	6.0	6.0	7.3	7.4	7.8	10	8	9	N/A	N/A	N/A
						1.0	0.2	218	26.9		7.8		19.3		84.0		6.0			7.4				9				
					Middle	2.5	-	-	-	-	-	-	-	-	-	-	-	-		-	-			-	-			
						2.5	-	-	-		-		-		-		-			-				-				
					Bottom	4.0	0.4	195	26.3	26.5	7.8	7.8	22.9	22.8	88.6	90.5	6.3	6.4	6.4	8.2	8.3		11	11				
						4.0	0.4	209	26.6		7.9		22.7		92.4		6.5			8.4			11					
24-Jul-16	Sunny	Calm	09:12	5.8	Surface	1.0	0.3	131	26.6	26.6	7.8	7.8	21.8	21.8	77.4	77.4	5.5	5.5	5.5	5.7	5.7	11.0	27	9	10	N/A	N/A	N/A
						1.0	0.3	137	26.6		7.8		21.8		77.3		5.5			5.7				10				
					Middle	2.9	-	-	-	-	-	-	-	-	-	-	-	-		-	-			-	-			
						2.9	-	-	-		-		-		-		-			-				-				
					Bottom	4.8	0.3	157	25.4	25.4	7.7	7.7	25.0	25.0	62.7	62.8	4.5	4.5	4.5	16.3	16.4		45	45				
						4.8	0.3	163	25.4		7.7		25.0		62.8		4.5			16.4			44					
26-Jul-16	Sunny	Moderate	11:15	5.1	Surface	1.0	0.2	141	27.5	27.5	7.9	7.9	20.6	20.6	105.9	105.9	7.5	7.4	7.4	3.2	3.2	10.5	14	8	8	N/A	N/A	N/A
						1.0	0.2	143	27.6		7.9		20.6		105.8		7.4			3.2				7				
					Middle	2.6	-	-	-	-	-	-	-	-	-	-	-	-		-	-			-	-			
						2.6	-	-	-		-		-		-		-			-				-				
					Bottom	4.1	0.1	155	26.1	26.0	7.8	7.8	23.8	23.8	76.1	76.3	5.4	5.4	5.4	17.7	17.9		21	20				
						4.1	0.1	158	26.0		7.8		23.8		76.4		5.4			18.0			19					
28-Jul-16	Fine	Calm	08:01	5.1	Surface	1.0	0.1	180	27.8	27.8	8.0	8.0	18.5	18.5	105.8	105.8	7.5	7.5	7.5	3.5	3.5	4.1	8	7	7	N/A	N/A	N/A
						1.0	0.1	196	27.8		8.0		18.5		105.7		7.5			3.4				7				
					Middle	2.6	-	-	-	-	-	-	-	-	-	-	-	-		-	-			-	-			
						2.6	-	-	-		-		-		-		-			-				-				
					Bottom	4.1	0.1	173	27.5	27.5	7.9	7.9	19.6	19.6	97.7	97.7	6.9	6.9	6.9	4.8	4.8		8	9				
						4.1	0.1	178	27.5		7.9		19.6		97.7		6.9			4.8			9					
30-Jul-16	Cloudy	Moderate	17:03	4.8	Surface	1.0	0.1	250	27.3	27.2	8.0	8.0	21.9	21.9	103.3	103.2	7.3	7.2	7.2	8.0	8.0	10.7	10	6	7	N/A	N/A	N/A
						1.0	0.2	269	27.2		8.0		21.9		103.0		7.2			8.0				7				
					Middle	2.4	-	-	-	-	-	-	-	-	-	-	-	-		-	-			-	-			
						2.4	-	-	-		-		-		-		-			-				-				
					Bottom	3.8	0.3	266	25.8	25.8	7.7	7.7	25.4	25.4	76.8	76.9	5.4	5.4	5.4	13.3	13.3		13	14				
						3.8	0.3	281	25.8		7.7		25.4		77.0		5.4			13.3			15					

Remarks: DA: Depth-Averaged
Calm: Small or no wave; Moderate: Between calm and rough; Rough : White capped or rougher

Annex II. Baseline Water Quality Monitoring Results (August 2016)

Expansion of Hong Kong International Airport into a Three-Runway System
Baseline Water Quality Monitoring
Water Quality Monitoring Results at C1 during Mid-Flood Tide

Date	Weather Condition	Sea Condition	Sampling Time	Water Depth (m)	Sampling Depth (m)		Current Speed (m/s)	Current Direction	Water Temperature (°C)		pH		Salinity (ppt)		DO Saturation (%)		Dissolved Oxygen (mg/L)		Turbidity(NTU)		Suspended Solids (mg/L)		Total Alkalinity (ppm)		Coordinate HK Grid (Northing)	Coordinate HK Grid (Easting)	Chromium (µg/L)		Nickel (µg/L)	
									Value	Average	Value	Average	Value	Average	Value	Average	Value	DA	Value	DA	Value	DA	Value	DA			Value	DA	Value	DA
4-Aug-16	Fine	Moderate	20:59	7.5	Surface	1.0	0.7	50	26.9	26.9	7.7	7.7	23.1	23.1	75.0	75.0	5.3	5.0	9.8	47.0	12	33	85	90	815625	804251	<0.2	<0.2	1.7	1.4
						1.0	0.7	52	26.9		7.7		23.1		74.9		5.3		10.0		13		84				<0.2		1.8	
					Middle	3.8	0.6	59	26.2	26.2	7.7	7.7	25.9	25.9	67.6	67.6	4.7		20.3		19		96				<0.2		1.3	
						3.8	0.6	63	26.2		7.7		25.9		67.6		4.7		20.2		20		94				<0.2		1.3	
					Bottom	6.5	0.5	59	25.6	25.6	7.7	7.7	27.8	27.8	64.3	64.4	4.5	4.5	112.6		68		90				<0.2		1.2	
						6.5	0.6	61	25.6		7.7		27.8		64.4		4.5		108.8		65		92				<0.2		1.2	
6-Aug-16	Sunny	Moderate	08:28	8.5	Surface	1.0	0.4	90	27.9	27.9	7.6	7.6	18.4	18.4	74.4	74.4	5.3	4.9	2.9	7.5	4	5	81	85	815618	804250	<0.2	<0.2	3.1	2.4
						1.0	0.4	98	27.9		7.6		18.4		74.3		5.3		3.0		3		81				<0.2		2.9	
					Middle	4.3	0.6	63	27.0	27.0	7.7	7.7	24.2	24.2	65.5	65.4	4.6		4.2		5		84				<0.2		2.5	
						4.3	0.6	64	27.0		7.7		24.2		65.2		4.5		4.5		4		82				<0.2		2.7	
					Bottom	7.5	0.5	55	25.8	25.8	7.7	7.7	28.0	28.0	58.7	58.9	4.1	4.1	15.4		8		94				<0.2		1.5	
						7.5	0.6	57	25.8		7.7		28.0		59.0		4.1		15.0		8		90				<0.2		1.4	
9-Aug-16	Fine	Moderate	10:48	8.4	Surface	1.0	0.5	83	29.7	29.6	7.9	7.9	16.4	16.4	93.9	93.3	6.5	5.5	1.4	16.8	4	15	80	86	815606	804249	<0.2	<0.2	2.7	1.4
						1.0	0.5	87	29.5		7.9		16.4		92.7		6.5		1.5		2		78				<0.2		2.7	
					Middle	4.2	0.6	59	25.6	25.6	7.7	7.7	29.3	29.4	63.2	64.5	4.4		10.3		7		86				<0.2		1.0	
						4.2	0.6	61	25.6		7.7		29.4		65.8		4.6		11.6		8		87				<0.2		1.1	
					Bottom	7.4	0.5	58	25.0	25.0	7.7	7.8	31.2	31.2	62.1	64.1	4.3	4.5	38.7		35		93				<0.2		0.5	
						7.4	0.6	58	25.0		7.8		31.2		66.1		4.6		37.3		35		94				<0.2		0.6	
11-Aug-16	Cloudy	Moderate	13:03	8.2	Surface	1.0	0.3	167	28.7	28.7	7.7	7.7	13.6	13.6	83.9	84.0	6.0	5.5	0.9	3.7	3	5	73	78	815614	804252	<0.2	<0.2	4.6	3.1
						1.0	0.3	172	28.7		7.7		13.6		84.0		6.0		1.0		3		73				<0.2		4.4	
					Middle	4.1	0.3	151	27.8	27.8	7.8	7.8	21.0	21.1	71.9	71.9	5.0		1.0		3		74				<0.2		3.4	
						4.1	0.3	158	27.8		7.8		21.1		71.8		5.0		1.0		4		73				<0.2		3.5	
					Bottom	7.2	0.4	141	25.1	25.1	7.8	7.8	31.0	31.0	49.5	49.8	3.4	3.5	9.0		7		86				<0.2		1.1	
						7.2	0.4	149	25.1		7.8		31.0		50.0		3.5		9.1		8		87				<0.2		1.4	
13-Aug-16	Cloudy	Moderate	16:22	7.9	Surface	1.0	0.4	94	28.9	28.9	7.6	7.6	14.9	14.9	65.4	65.4	4.6	4.0	2.5	6.0	<2	5	75	89	815626	804243	<0.2	<0.2	3.2	1.6
						1.0	0.4	96	28.9		7.6		14.9		65.4		4.6		2.6		<2		77				<0.2		3.6	
					Middle	4.0	0.4	101	25.4	25.4	7.8	7.8	29.4	29.4	48.8	48.8	3.4		4.3		7		97				<0.2		0.7	
						4.0	0.4	104	25.4		7.8		29.3		48.8		3.4		4.2		6		93				<0.2		0.8	
					Bottom	6.9	0.4	112	24.6	24.6	7.8	7.8	31.7	31.7	46.1	46.3	3.2	3.2	11.2		6		96				<0.2		0.6	
						6.9	0.4	118	24.6		7.8		31.7		46.5		3.2		11.2		5		96				<0.2		0.6	
16-Aug-16	Cloudy	Moderate	18:17	8.1	Surface	1.0	0.4	84	27.0	27.0	7.8	7.8	23.5	23.5	65.4	65.3	4.6	4.3	4.5	23.8	7	22	85	91	815614	804249	<0.2	<0.2	1.9	1.4
						1.0	0.5	89	26.9		7.8		23.5		65.1		4.5		4.7		6		84				<0.2		1.6	
					Middle	4.1	0.5	61	25.8	26.0	7.8	7.8	27.4	27.3	57.1	56.9	4.0		9.7		9		86				<0.2		1.4	
						4.1	0.5	62	26.2		7.8		27.1		56.7		3.9		9.7		8		87				<0.2		1.3	
					Bottom	7.1	0.4	71	25.7	25.6	7.8	7.8	29.0	29.1	53.0	53.1	3.7	3.7	56.7		50		102				<0.2		1.2	
						7.1	0.4	71	25.5		7.8		29.1		53.1		3.7		57.2		49		99				<0.2		1.0	
18-Aug-16	Rough	Cloudy	19:59	6.6	Surface	1.0	0.4	124	26.5	26.5	7.8	7.8	26.6	26.6	72.1	72.1	5.0	5.0	13.7	19.3	20	20	94	91	815626	804259	<0.2	<0.2	1.5	1.5
						1.0	0.4	133	26.5		7.8		26.6		72.1		5.0		13.7		20		94				<0.2		1.6	
					Middle	3.3	0.4	92	26.5	26.5	7.8	7.8	26.7	26.7	70.4	70.4	4.9		14.8		19		85				<0.2		1.4	
						3.3	0.5	100	26.5		7.8		26.7		70.4		4.9		15.0		20		87				<0.2		1.6	
					Bottom	5.6	0.4	105	26.4	26.4	7.8	7.8	27.1	27.1	69.8	69.8	4.8	4.8	29.5		20		94				<0.2		1.4	
						5.6	0.5	106	26.4		7.8		27.1		69.8		4.8		29.2		21		93				<0.2		1.6	
20-Aug-16	Sunny	Calm	07:42	8.8	Surface	1.0	0.7	41	27.4	27.4	7.7	7.7	22.7	22.7	73.3	73.3	5.1	5.1	8.1	34.8	14	23	89	92	815601	804233	<0.2	<0.2	2.9	2.4
						1.0	0.7	42	27.4		7.7		22.7		73.3		5.1		8.3		15		86				<0.2		2.6	
					Middle	4.4	0.8	42	26.9	26.9	7.8	7.8	27.3	27.3	73.8	73.8	5.0		28.3		27		94				<0.2		2.0	
						4.4	0.9	44	26.9		7.8		27.3		73.8		5.0		28.4		27		93				<0.2		2.3	
					Bottom	7.8	0.8	48	26.8	26.8	7.8	7.8	27.9	27.9	74.0	74.2	5.1	5.1	68.9		27		94				<0.2		2.1	
						7.8	0.8	51	26.8		7.8		27.9		74.3		5.1		66.6		27		94				<0.2		2.3	
23-Aug-16	Sunny	Moderate	09:55	8.4	Surface	1.0	0.5	89	28.7	28.7	7.7	7.7	19.5	19.5	72.7	72.7	5.0	5.0	5.2	41.1	4	48	83	90	815636	804247	<0.2	<0.2	2.6	1.7
						1.0	0.5	89	28.7		7.7		19.5		72.7		5.0		5.4		5		81				<0.2		2.1	
					Middle	4.2	0.6	59	27.8	27.8	7.8	7.8	26.5	26.5	72.8	72.8	4.9		15.3		6		87				<0.2		1.5	
						4.2	0.7	63	27.8		7.8		26.5		72.8		4.9		15.5		4		90				<0.2		1.3	
					Bottom	7.4	0.6	55	27.7	27.7	7.9	7.9	27.6	27.6	72.4	72.4	4.9	4.9	102.8		136		97				<0.2		1.2	
						7.4	0.6	55	27.7		7.9		27.5		72.4		4.9		102.2		135		99				<0.2		1.3	
25-Aug-16	Sunny	Moderate	12:40	8.5	Surface	1.0	0.4	103	29.5	29.5	7.6	7.7	16.0	16.1	73.7	73.7	5.1	4.8	2.6	15.4	6	11	79	93	815624	804243	<0.2	<0.2	3.1	2.2
						1.0	0.5	112	29.4		7.7		16.1		73.6		5.1		2.5		4		78				<0.2		3.0	
					Middle	4.3	0.6	61	27.5	27.5	7.8	7.8	27.1	27.1	65.2	65.2	4.4		8.4		12		102				<0.2		2.2	
						4.3	0.6	63	27.5		7.8		27.1		65.2		4.4		8.2		10		99				<0.2		2.0	
					Bottom	7.5	0.4	79	27.2	27.2	7.8	7.8	28.2	28.2	63.9	64.0	4.3	4.3	34.9		18		99				<0.2		1.3	
						7.5	0.5	86	27.2		7.8		28.2		64.1		4.3		35.9		17		99				<0.2		1.7	
27-Aug-16	Cloudy	Moderate	15:46	8.3	Surface	1.0	0.3	102	29.9	29.9	7.9	7.9	16.6	16.6	96.3	96.3	6.6	5.6	2.0	16.1	3	18	78	91	815606	804246	<0.2	<0.2	3.1	2.1
						1.0	0.4	107	29.9		7.9		16.6		96.3		6.6		2.1		3		79				<0.2		3.2	
					Middle	4.2	0.6	62	27.8	27.8	7.9	7.9	26.2	26.2	67.3	67.3	4.6		7.3		8		93				<0.2		2.1	
						4.2	0.6	64	27.8		7.9		26.1		67.2		4.6		7.5		8		91				<0.2		1.9	
					Bottom	7.3	0.3	98	27.1	27.1	7.9	7.9	29.0	29.0	62.9	63.1	4.3	4.3	38.6		41		102				<0.2		1.2	
						7.3	0.3	98	27.1		7.9		29.0		63.2		4.3		39.2		42		101				<0.2		1.2	
30-Aug-16	Cloudy	Moderate	18:32	8.5	Surface	1.0	0.6	48	27.7	27.7	8.0	8.0	28.6	28.6	85.1	85.1	5.7	5.7	12.5	34.6	10	58	97	99	815628	804265	<0.2	<0.2	1.6	1.5
						1.0	0.6	52	27.7		8.0		28.6		85.1		5.7		12.8		11		96				<0.2		1.6	
					Middle	4.3	0.6	73	27.5	27.5	8.0	8.0	29.1	29.1	83.7	83.7	5.6		43.9		44		98				<0.2		1.4	
						4.3	0.6	77	27.5		8.0		29.1		83.7		5.6		43.8		42		96				<0.2		1.4	
					Bottom	7.5	0.6	71	27.5	27.5	8.0	8.0	29.1	29.1	83.6	83.7	5.6	5.6	47.4		121		105				<0.2		1.5	
						7.5	0.6	74	27.5		8.0		29.1		83.7		5.6		47.3		120		102				<0.2		1.4	

DA: Depth-Averaged
Calm: Small or no wave; Moderate: Between calm and rough; Rough : White capped or rougher

Expansion of Hong Kong International Airport into a Three-Runway System
Baseline Water Quality Monitoring
Water Quality Monitoring Results at C2 during Mid-Flood Tide

Date	Weather Condition	Sea Condition	Sampling Time	Water Depth (m)	Sampling Depth (m)		Current Speed (m/s)	Current Direction	Water Temperature (°C)		pH		Salinity (ppt)		DO Saturation (%)		Dissolved Oxygen (mg/L)		Turbidity(NTU)		Suspended Solids (mg/L)		Total Alkalinity (ppm)		Coordinate HK Grid (Northing)	Coordinate HK Grid (Easting)	Chromium (µg/L)		Nickel (µg/L)	
									Value	Average	Value	Average	Value	Average	Value	Average	Value	DA	Value	DA	Value	DA	Value	DA			Value	DA	Value	DA
4-Aug-16	Cloudy	Moderate	19:10	10.5	Surface	1.0	0.8	180	26.7	26.7	7.5	7.5	16.5	16.5	69.5	69.5	5.1	4.9	10.3	17.1	14	15	86	89	825683	806960	<0.2	<0.2	4.9	4.2
						1.0	0.9	192	26.7		7.5		16.5		69.5		5.1		10.3		12		84				<0.2		5.0	
					Middle	5.3	0.5	191	25.1	25.1	7.6	7.6	25.0	25.0	65.3	65.3	4.7		18.7		16		89				<0.2		4.8	
						5.3	0.5	201	25.1		7.6		25.0		65.3		4.7		18.7		16		90				<0.2		4.6	
					Bottom	9.5	0.3	238	24.9	24.9	7.6	7.6	25.9	25.9	65.8	65.8	4.7	4.7	22.4		17		92				<0.2		2.9	
						9.5	0.3	248	24.9		7.6		25.9		65.9		4.7		22.3		17		93				<0.2		2.7	
6-Aug-16	Sunny	Moderate	09:57	12.8	Surface	1.0	0.4	150	26.8	26.9	7.4	7.4	16.8	16.9	63.0	63.0	4.6	4.5	4.4	11.7	3	4	83	88	825686	806959	<0.2	<0.2	4.1	3.4
						1.0	0.4	163	26.9		7.4		17.0		63.0		4.6		4.4		3		82				<0.2		4.1	
					Middle	6.4	0.4	202	25.6	25.6	7.5	7.5	23.6	23.6	60.7	60.8	4.3		9.6		4		89				<0.2		3.9	
						6.4	0.5	209	25.6		7.5		23.6		60.8		4.3		9.7		3		89				<0.2		4.2	
					Bottom	11.8	0.5	265	25.3	25.3	7.5	7.5	24.4	24.4	62.1	62.1	4.4	4.4	20.9		5		92				<0.2		2.0	
						11.8	0.5	291	25.3		7.5		24.4		62.1		4.4		20.9		4		93				<0.2		1.9	
9-Aug-16	Fine	Moderate	11:28	12.7	Surface	1.0	0.3	207	26.9	26.9	7.7	7.7	21.3	21.3	71.4	71.4	5.1	4.8	3.7	3.1	4	4	83	89	825698	806962	<0.2	<0.2	4.4	3.0
						1.0	0.3	211	26.9		7.7		21.3		71.3		5.0		3.8		4		86				<0.2		4.2	
					Middle	6.4	0.3	167	26.2	26.2	7.6	7.6	23.3	23.3	65.1	65.1	4.6		1.5		4		90				<0.2		2.4	
						6.4	0.3	173	26.2		7.6		23.3		65.1		4.6		1.5		4		89				<0.2		2.3	
					Bottom	11.7	0.4	227	25.8	25.8	7.6	7.6	25.3	25.3	64.0	64.1	4.5	4.5	4.0		3		92				<0.2		2.4	
						11.7	0.4	244	25.8		7.6		25.3		64.2		4.5		4.0		3		92				<0.2		2.2	
11-Aug-16	Fine	Moderate	14:45	12.4	Surface	1.0	0.1	148	26.4	26.4	7.7	7.7	20.2	20.2	71.4	71.4	5.1	4.6	0.9	7.6	<2	2	86	90	825686	806927	<0.2	<0.2	2.8	1.9
						1.0	0.1	155	26.4		7.7		20.2		71.4		5.1		0.9		<2		89				<0.2		2.8	
					Middle	6.2	0.2	217	25.3	25.3	7.7	7.7	26.6	26.7	58.3	58.1	4.1		1.9		2		90				<0.2		1.5	
						6.2	0.2	228	25.3		7.7		26.7		57.9		4.1		2.0		2		91				<0.2		1.9	
					Bottom	11.4	0.1	204	24.3	24.3	7.7	7.7	29.1	29.1	45.6	45.9	3.2	3.3	20.2		3		92				<0.2		1.2	
						11.4	0.1	205	24.3		7.7		29.1		46.2		3.3		19.7		3		92				<0.2		1.2	
13-Aug-16	Fine	Moderate	15:05	10.8	Surface	1.0	0.4	179	26.4	26.4	7.7	7.7	18.7	18.8	67.7	67.7	4.9	4.3	1.8	1.8	3	3	80	84	825662	806955	<0.2	<0.2	3.6	2.3
						1.0	0.5	186	26.4		7.7		18.8		67.7		4.9		1.8		2		77				<0.2		3.3	
					Middle	5.4	0.2	217	24.6	24.6	7.7	7.7	27.4	27.4	51.0	51.0	3.6		1.6		2		82				<0.2		2.0	
						5.4	0.2	234	24.6		7.7		27.4		51.0		3.6		1.6		3		84				<0.2		2.1	
					Bottom	9.8	0.4	264	24.1	24.1	7.8	7.8	29.2	29.2	52.4	52.9	3.7	3.8	1.9		3		88				<0.2		1.3	
						9.8	0.4	266	24.1		7.8		29.2		53.3		3.8		1.9		3		90				<0.2		1.4	
16-Aug-16	Cloudy	Moderate	17:08	10.8	Surface	1.0	0.4	182	25.5	25.5	7.7	7.7	20.0	20.0	55.9	55.9	4.1	4.0	3.3	5.2	4	5	86	89	825675	806934	<0.2	<0.2	2.2	1.9
						1.0	0.4	199	25.5		7.7		20.0		55.9		4.1		3.3		4		84				<0.2		2.6	
					Middle	5.4	0.2	204	24.3	24.3	7.7	7.7	26.4	26.4	53.7	53.8	3.9		5.7		5		89				<0.2		1.7	
						5.4	0.2	218	24.3		7.7		26.4		53.8		3.9		5.6		5		90				<0.2		1.7	
					Bottom	9.8	0.4	256	24.1	24.1	7.7	7.7	27.6	27.6	59.5	59.7	4.3	4.3	6.6		7		92				<0.2		1.5	
						9.8	0.4	268	24.1		7.7		27.6		59.8		4.3		6.7		6		92				<0.2		1.4	
18-Aug-16	Cloudy	Rough	18:11	10.2	Surface	1.0	0.6	185	25.7	25.7	7.7	7.7	19.9	19.9	63.3	63.2	4.6	4.5	7.0	9.3	9	10	81	88	825667	806958	<0.2	<0.2	3.1	2.8
						1.0	0.7	186	25.7		7.7		19.9		63.1		4.6		7.0		9		85				<0.2		3.1	
					Middle	5.1	0.5	208	25.3	25.3	7.7	7.7	21.3	21.3	60.3	60.3	4.4		10.1		10		89				<0.2		2.8	
						5.1	0.5	217	25.3		7.7		21.3		60.3		4.4		10.1		10		91				<0.2		3.1	
					Bottom	9.2	0.4	235	24.7	24.7	7.7	7.7	25.5	25.5	62.6	62.6	4.5	4.5	10.9		11		92				<0.2		2.3	
						9.2	0.4	248	24.7		7.7		25.5		62.6		4.5		10.9		12		92				<0.2		2.2	
20-Aug-16	Moderate	Fine	08:26	13.2	Surface	1.0	0.5	112	26.3	26.3	7.5	7.5	18.4	18.4	64.5	64.6	4.7	4.7	4.3	19.2	3	4	87	91	825700	806959	<0.2	<0.2	3.4	3.1
						1.0	0.6	114	26.3		7.5		18.4		64.6		4.7		4.3		2		88				<0.2		3.2	
					Middle	6.6	0.6	193	25.7	25.7	7.6	7.6	22.3	22.3	65.0	65.0	4.7		9.2		2		90				<0.2		2.7	
						6.6	0.6	197	25.7		7.6		22.3		65.0		4.7		9.5		3		92				<0.2		2.9	
					Bottom	12.2	0.5	245	25.3	25.3	7.7	7.7	24.3	24.3	66.2	66.2	4.7	4.7	43.6		5		93				<0.2		3.1	
						12.2	0.5	269	25.3		7.7		24.3		66.2		4.7		44.1		6		94				<0.2		3.1	
23-Aug-16	Sunny	Moderate	11:04	12.6	Surface	1.0	0.3	270	28.0	28.0	7.6	7.6	13.9	13.9	68.9	68.9	5.0	4.9	5.3	13.1	2	2	83	89	825699	806940	<0.2	<0.2	3.1	2.9
						1.0	0.3	281	28.0		7.6		13.9		68.8		5.0		5.4		<2		83				<0.2		4.0	
					Middle	6.3	0.8	185	26.8	26.8	7.7	7.7	19.6	19.6	67.2	67.2	4.8		11.2		2		91				<0.2		2.9	
						6.3	0.9	197	26.8		7.7		19.6		67.2		4.8		11.2		3		90				<0.2		2.6	
					Bottom	11.6	0.9	134	26.2	26.2	7.7	7.7	23.8	23.8	68.5	68.5	4.8	4.8	22.7		3		93				<0.2		2.6	
						11.6	0.9	138	26.2		7.7		23.8		68.5		4.8		22.7		2		94				<0.2		2.2	
25-Aug-16	Fine	Moderate	13:39	12.9	Surface	1.0	0.2	139	29.4	29.4	7.7	7.7	16.9	16.9	63.6	63.6	4.4	4.3	3.1	3.7	4	3	84	89	825697	806935	<0.2	<0.2	3.3	2.8
						1.0	0.2	143	29.4		7.7		16.9		63.5		4.4		3.1		3		82				<0.2		3.1	
					Middle	6.5	0.4	202	28.3	28.3	7.8	7.8	22.5	22.5	61.4	61.4	4.2		3.0		3		90				<0.2		2.5	
						6.5	0.4	213	28.3		7.8		22.5		61.4		4.2		3.1		3		89				<0.2		2.6	
					Bottom	11.9	1.3	180	28.1	28.1	7.8	7.8	24.2	24.2	60.7	60.7	4.2	4.2	5.0		4		93				<0.2		2.9	
						11.9	1.4	184	28.1		7.8		24.2		60.7		4.2		5.0		3		93				<0.2		2.3	
27-Aug-16	Cloudy	Moderate	14:30	11.5	Surface	1.0	0.4	160	29.6	29.6	7.8	7.8	15.6	15.6	76.0	76.0	5.3	4.7	5.2	8.0	4	6	82	88	825677	806957	<0.2	<0.2	3.9	2.8
						1.0	0.4	167	29.6		7.8		15.6		76.0		5.3		5.1		3		83				<0.2		3.7	
					Middle	5.8	0.2	188	28.1	28.1	7.8	7.8	24.2	24.2	58.3	58.3	4.0		7.4		7		89				<0.2		2.8	
						5.8	0.2	198	28.1		7.8		24.2		58.3		4.0		7.5		7		90				<0.2		2.2	
					Bottom	10.5	0.5	302	27.9	27.9	7.8	7.8	26.4	26.4	59.1	59.1	4.0	4.0	11.3		8		91				<0.2		2.2	
						10.5	0.5	330	27.9		7.8		26.4		59.1		4.0		11.3		7		92				<0.2		2.0	
30-Aug-16	Cloudy	Moderate	16:59	11.1	Surface	1.0	0.5	173	26.5	26.5	7.8	7.8	20.1	20.2	64.0	64.0	4.6	4.4	7.3	9.8	8	11	83	88	825666	806939	<0.2	<0.2	4.2	3.1
						1.0	0.5	177	26.5		7.8		20.2		64.0		4.6		7.4		8		84				<0.2		4.2	
					Middle	5.6	0.3	197	25.5	25.5	7.9	7.9	26.2	26.2	60.1	60.2	4.2		11.3		12		90				<0.2		3.2	
						5.6	0.3	214	25.5		7.9		26.2		60.2		4.3		11.3		11		90				<0.2		3.0	
					Bottom	10.1	0.3	258	25.4	25.4	7.9	7.9	27.0	27.0	62.5	62.6	4.4	4.4	10.8		14		92				<0.2		1.9	
						10.1	0.3	281	25.4		7.9		27.0		62.7		4.4		10.8		15		91				<0.2		1.9	

DA: Depth-Averaged
Calm: Small or no wave; Moderate: Between calm and rough; Rough : White capped or rougher

Expansion of Hong Kong International Airport into a Three-Runway System
Baseline Water Quality Monitoring
Water Quality Monitoring Results at C3 during Mid-Flood Tide

Date	Weather Condition	Sea Condition	Sampling Time	Water Depth (m)	Sampling Depth (m)		Current Speed (m/s)	Current Direction	Water Temperature (°C)		pH		Salinity (ppt)		DO Saturation (%)		Dissolved Oxygen (mg/L)		Turbidity(NTU)		Suspended Solids (mg/L)		Total Alkalinity (ppm)		Coordinate HK Grid (Northing)	Coordinate HK Grid (Easting)	Chromium (µg/L)		Nickel (µg/L)	
									Value	Average	Value	Average	Value	Average	Value	Average	Value	DA	Value	DA	Value	DA	Value	DA			Value	DA	Value	DA
4-Aug-16	Cloudy	Moderate	21:36	12.3	Surface	1.0	0.6	254	25.0	25.0	7.7	7.7	24.4	24.4	71.3	71.3	5.1	4.8	5.6	10.2	5	9	86	89	822097	817810	<0.2	<0.2	1.3	1.1
						1.0	0.6	270	25.0		7.7		24.4		71.3		5.1		5.6		7		83				<0.2		1.4	
					Middle	6.2	0.6	256	23.7	23.7	7.7	7.7	28.6	28.6	61.4	61.4	4.4		11.4		9		90				<0.2		0.9	
						6.2	0.6	259	23.7		7.7		28.6		61.5		4.4		11.3		11		89				<0.2		0.9	
					Bottom	11.3	0.5	265	23.7	23.7	7.7	7.7	28.7	28.7	63.2	63.2	4.5	4.5	13.7		12		92				<0.2		1.2	
						11.3	0.5	277	23.7		7.7		28.7		63.2		4.5		13.7		12		92				<0.2		1.0	
6-Aug-16	Cloudy	Calm	07:33	11.8	Surface	1.0	0.5	265	26.1	26.1	7.5	7.5	22.0	22.0	65.0	65.0	4.6	4.5	3.4	6.2	4	4	85	89	822098	817798	<0.2	<0.2	1.5	1.5
						1.0	0.5	274	26.1		7.5		21.9		64.9		4.6		3.3		3		84				<0.2		1.5	
					Middle	5.9	0.5	257	25.1	25.1	7.6	7.6	25.8	25.8	62.3	62.3	4.4		4.3		4		90				<0.2		1.5	
						5.9	0.5	262	25.1		7.6		25.8		62.3		4.4		4.4		5		89				<0.2		1.5	
					Bottom	10.8	0.5	262	24.6	24.6	7.6	7.6	27.6	27.6	61.7	61.7	4.4	4.4	10.8		5		92				<0.2		1.5	
						10.8	0.5	263	24.6		7.6		27.6		61.7		4.4		10.8		5		93				<0.2		1.4	
9-Aug-16	Fine	Moderate	09:30	12.2	Surface	1.0	0.4	287	27.5	27.5	7.8	7.8	19.4	19.4	89.3	89.3	6.3	5.6	1.8	5.0	3	3	82	89	822094	817784	<0.2	<0.2	2.7	2.3
						1.0	0.4	300	27.5		7.8		19.4		89.2		6.3		1.9		3		84				<0.2		2.7	
					Middle	6.1	0.5	268	25.7	25.7	7.7	7.7	25.1	25.2	68.3	68.3	4.8		2.3		2		90				<0.2		2.3	
						6.1	0.5	285	25.7		7.7		25.2		68.3		4.8		2.4		3		89				<0.2		2.5	
					Bottom	11.2	0.2	261	24.9	24.9	7.7	7.7	28.5	28.5	68.3	68.3	4.8	4.8	10.9		3		93				<0.2		1.7	
						11.2	0.3	278	24.9		7.7		28.5		68.3		4.8		10.9		2		93				<0.2		1.7	
11-Aug-16	Rainy	Moderate	12:21	11.0	Surface	1.0	0.3	171	25.7	25.7	7.8	7.8	22.4	22.5	81.5	81.3	5.9	5.4	0.7	1.1	<2	3	87	91	822098	817810	<0.2	<0.2	1.8	1.4
						1.0	0.4	180	25.7		7.8		22.5		81.1		5.8		0.7		<2		87				<0.2		2.1	
					Middle	5.5	0.3	167	25.4	25.4	7.7	7.8	25.6	25.6	70.5	70.6	5.0		0.7		2		90				<0.2		0.9	
						5.5	0.4	171	25.4		7.8		25.5		70.7		5.0		0.7		3		92				<0.2		1.3	
					Bottom	10.0	0.3	171	23.8	23.8	7.8	7.8	30.3	30.3	60.7	61.2	4.3	4.4	1.8		3		95				<0.2		1.4	
						10.0	0.3	183	23.8		7.8		30.3		61.7		4.4		1.7		3		97				<0.2		0.6	
13-Aug-16	Fine	Moderate	17:30	12.6	Surface	1.0	0.2	224	26.2	26.2	7.9	7.9	22.2	22.2	86.1	86.0	6.1	4.9	0.8	1.8	<2	<2	87	87	822093	817801	<0.2	<0.2	2.4	1.8
						1.0	0.2	234	26.2		7.9		22.2		85.8		6.1		0.9		<2		84				<0.2		2.5	
					Middle	6.3	0.3	239	23.3	23.4	7.8	7.8	31.5	31.5	50.4	50.6	3.6		2.2		<2		87				<0.2		2.1	
						6.3	0.3	246	23.4		7.8		31.5		50.7		3.6		2.0		<2		84				<0.2		2.1	
					Bottom	11.6	0.3	246	23.1	23.1	7.8	7.8	32.3	32.3	54.6	55.1	3.9	3.9	2.3		<2		90				<0.2		0.9	
						11.6	0.3	261	23.1		7.8		32.3		55.5		3.9		2.5		<2		90				<0.2		1.0	
16-Aug-16	Cloudy	Moderate	19:19	10.9	Surface	1.0	0.5	248	24.0	24.0	7.9	7.9	27.5	27.5	66.6	66.6	4.8	4.6	3.5	7.6	3	6	86	90	822100	817809	<0.2	<0.2	1.1	0.8
						1.0	0.5	266	24.0		7.9		27.5		66.5		4.8		3.5		3		85				<0.2		1.1	
					Middle	5.5	0.4	261	23.3	23.3	7.9	7.9	29.9	29.9	61.8	61.9	4.4		8.0		8		92				<0.2		0.5	
						5.5	0.5	282	23.3		7.9		29.9		61.9		4.4		8.1		8		90				<0.2		0.5	
					Bottom	9.9	0.5	239	23.3	23.3	7.9	7.9	29.9	29.9	65.4	65.5	4.7	4.7	11.1		7		94				<0.2		0.8	
						9.9	0.5	248	23.3		7.9		29.9		65.6		4.7		11.2		8		93				<0.2		0.7	
18-Aug-16	Cloudy	Rough	20:24	12.7	Surface	1.0	0.4	272	24.6	24.6	7.9	7.9	28.1	28.1	69.5	69.5	4.9	4.8	6.4	14.1	7	13	86	90	822119	817801	<0.2	<0.2	1.0	1.0
						1.0	0.5	278	24.6		7.9		28.1		69.4		4.9		6.4		7		84				<0.2		1.1	
					Middle	6.4	0.5	262	24.2	24.2	7.8	7.8	29.2	29.2	64.9	64.9	4.6		14.3		8		91				<0.2		1.0	
						6.4	0.5	283	24.2		7.8		29.2		64.9		4.6		14.5		8		90				<0.2		1.1	
					Bottom	11.7	0.4	266	24.2	24.2	7.8	7.8	29.2	29.2	67.6	67.7	4.8	4.8	21.4		23		93				<0.2		1.0	
						11.7	0.4	289	24.2		7.8		29.2		67.7		4.8		21.7		25		93				<0.2		1.0	
20-Aug-16	Moderate	Calm	06:36	12.7	Surface	1.0	0.7	269	25.5	25.5	7.8	7.8	25.0	25.0	70.7	70.7	5.0	5.0	6.2	13.0	4	3	83	89	822115	817783	<0.2	<0.2	2.3	2.0
						1.0	0.7	292	25.4		7.8		25.0		70.7		5.0		6.3		3		86				<0.2		2.5	
					Middle	6.4	0.7	271	25.1	25.1	7.8	7.8	26.6	26.6	69.3	69.3	4.9		11.2		4		90				<0.2		1.6	
						6.4	0.7	283	25.1		7.8		26.6		69.3		4.9		11.5		2		89				<0.2		2.0	
					Bottom	11.7	0.5	259	24.8	24.8	7.8	7.8	27.9	27.9	70.1	70.2	5.0	5.0	21.6		4		93				<0.2		1.9	
						11.7	0.5	270	24.8		7.8		27.9		70.2		5.0		21.1		3		93				<0.2		1.7	
23-Aug-16	Sunny	Calm	09:07	11.5	Surface	1.0	0.6	270	26.6	26.6	7.8	7.8	22.1	22.1	73.9	73.4	5.2	5.1	3.2	4.5	<2	4	84	89	822119	817793	<0.2	<0.2	2.8	2.4
						1.0	0.6	274	26.6		7.8		22.0		72.8		5.2		3.0		2		86				<0.2		2.0	
					Middle	5.8	0.8	270	26.3	26.3	7.8	7.8	23.5	23.5	70.9	70.9	5.0		3.5		5		89				<0.2		1.7	
						5.8	0.8	271	26.3		7.8		23.5		70.8		5.0		3.6		5		90				<0.2		1.8	
					Bottom	10.5	0.8	263	25.9	25.9	7.8	7.8	26.5	26.5	70.1	70.1	4.9	4.9	6.7		4		91				<0.2		3.0	
						10.5	0.9	264	25.9		7.8		26.5		70.1		4.9		6.8		4		94				<0.2		3.1	
25-Aug-16	Fine	Moderate	11:37	12.0	Surface	1.0	0.4	271	29.2	29.2	7.9	7.9	20.2	20.2	77.9	77.9	5.3	5.0	2.5	2.4	<2	2	84	89	822109	817787	<0.2	<0.2	2.7	2.5
						1.0	0.4	274	29.2		7.9		20.2		77.9		5.3		2.5		<2		84				<0.2		2.6	
					Middle	6.0	0.6	262	28.4	28.4	7.8	7.8	22.6	22.6	68.2	68.1	4.7		2.4		2		91				<0.2		2.4	
						6.0	0.6	271	28.4		7.8		22.5		68.0		4.7		2.4		2		90				<0.2		2.6	
					Bottom	11.0	1.1	277	27.9	27.9	7.8	7.8	25.4	25.4	64.2	64.2	4.4	4.4	2.3		<2		93				<0.2		2.3	
						11.0	1.2	301	27.9		7.8		25.4		64.2		4.4		2.3		<2		93				<0.2		2.2	
27-Aug-16	Rainy	Moderate	16:21	11.8	Surface	1.0	0.4	209	28.4	28.4	8.0	8.0	24.7	24.7	81.3	81.3	5.5	5.0	3.4	3.9	3	5	85	89	822100	817799	<0.2	<0.2	1.9	2.1
						1.0	0.4	217	28.4		8.0		24.7		81.2		5.5		3.4		4		86				<0.2		2.6	
					Middle	5.9	0.4	234	27.9	27.9	7.9	7.9	26.2	26.2	66.1	66.0	4.5		3.6		5		91				<0.2		2.4	
						5.9	0.4	253	27.9		7.9		26.2		65.9		4.5		3.7		5		90				<0.2		2.6	
					Bottom	10.8	0.2	244	26.9	26.9	7.9	7.9	29.9	29.9	58.0	58.1	3.9	3.9	4.6		7		92				<0.2		1.6	
						10.8	0.3	255	26.9		7.9		29.9		58.1		3.9		4.6		8		92				<0.2		1.4	
30-Aug-16	Cloudy	Moderate	19:03	12.0	Surface	1.0	0.5	267	25.5	25.5	8.1	8.1	28.3	28.3	69.8	69.7	4.9	4.7	6.2	11.0	6	9	85	89	822117	817798	<0.2	<0.2	1.5	1.4
						1.0	0.5	275	25.5		8.1		28.3		69.6		4.9		6.3		6		86				<0.2		1.5	
					Middle	6.0	0.5	261	24.9	24.9	8.0	8.0	29.5	29.5	62.4	62.5	4.4		12.8		7		90				<0.2		1.5	
						6.0	0.5	270	24.9		8.0		29.5		62.5		4.4		12.9		8		89				<0.2		1.2	
					Bottom	11.0	0.4	255	24.9	24.9	8.0	8.0	29.4	29.4	64.8	64.9	4.5	4.6	13.8		12		93				<0.2		1.3	
						11.0	0.4	277	24.9		8.0		29.4		64.9		4.6		13.9		14		92				<0.2		1.2	

DA: Depth-Averaged
Calm: Small or no wave; Moderate: Between calm and rough; Rough : White capped or rougher

Expansion of Hong Kong International Airport into a Three-Runway System

Baseline ***Water Quality Monitoring***

Water Quality Monitoring Results at IM1 during Mid-Flood Tide

Date	Weather Condition	Sea Condition	Sampling Time	Water Depth (m)	Sampling Depth (m)		Current Speed (m/s)	Current Direction	Water Temperature (°C)		pH		Salinity (ppt)		DO Saturation (%)		Dissolved Oxygen (mg/L)		Turbidity(NTU)		Suspended Solids (mg/L)		Total Alkalinity (ppm)		Coordinate HK Grid (Northing)	Coordinate HK Grid (Easting)	Chromium (µg/L)		Nickel (µg/L)	
									Value	Average	Value	Average	Value	Average	Value	Average	Value	DA	Value	DA	Value	DA	Value	DA			Value	DA	Value	DA
4-Aug-16	Fine	Moderate	20:35	6.7	Surface	1.0	0.6	52	27.2	27.3	7.7	7.7	21.6	21.5	74.4	74.4	5.2	5.2	9.7	26.6	11	16	87	84	818348	806457	<0.2	<0.2	2.2	2.1
						1.0	0.6	55	27.3		7.7		21.5		74.3		5.2		9.7		12		83				<0.2		2.3	
					Middle	3.4	0.7	108	26.7	26.7	7.7	7.7	24.0	24.0	72.4	72.4	5.1		23.7		17		84				<0.2		2.0	
						3.4	0.7	116	26.7		7.7		24.0		72.4		5.1		24.4		16		81				<0.2		1.9	
					Bottom	5.7	0.7	205	26.2	26.2	7.7	7.7	25.9	25.8	72.4	72.7	5.1	5.1	47.7		19		85				<0.2		2.0	
						5.7	0.7	210	26.3		7.7		25.8		72.9		5.1		44.6		19		83				<0.2		2.1	
6-Aug-16	Sunny	Moderate	08:52	7.6	Surface	1.0	0.5	128	27.2	27.3	7.6	7.6	23.2	23.2	64.1	64.1	4.5	4.5	2.3	13.4	2	11	85	87	818348	806441	<0.2	<0.2	2.2	1.9
						1.0	0.5	131	27.3		7.6		23.2		64.1		4.5		2.4		2		83				<0.2		2.8	
					Middle	3.8	0.6	128	27.1	27.1	7.7	7.7	24.2	24.2	64.1	64.1	4.5		4.1		3		84				<0.2		1.8	
						3.8	0.6	136	27.1		7.7		24.2		64.1		4.5		4.5		3		83				<0.2		1.8	
					Bottom	6.6	0.6	212	26.4	26.4	7.7	7.7	26.5	26.5	62.5	62.7	4.3	4.4	35.0		28		93				<0.2		1.3	
						6.6	0.7	216	26.4		7.7		26.4		62.9		4.4		32.2		28		92				<0.2		1.2	
9-Aug-16	Fine	Moderate	11:08	7.3	Surface	1.0	0.5	90	29.2	29.4	7.9	7.9	16.8	16.8	94.5	94.0	6.6	6.4	1.4	4.6	3	5	73	79	818336	806457	<0.2	<0.2	3.1	2.7
						1.0	0.5	98	29.5		7.9		16.8		93.4		6.5		1.6		3		74				<0.2		2.8	
					Middle	3.7	0.4	242	29.3	29.4	7.8	7.8	17.9	17.9	89.0	88.5	6.2		3.0		3		80				<0.2		2.9	
						3.7	0.4	260	29.4		7.8		17.9		87.9		6.1		3.3		4		76				<0.2		2.9	
					Bottom	6.3	0.3	274	27.3	27.6	7.8	7.8	25.0	24.5	81.2	82.2	5.6	5.7	9.5		7		87				<0.2		2.4	
						6.3	0.3	274	27.8		7.8		23.9		83.1		5.7		8.7		8		85				<0.2		2.3	
11-Aug-16	Cloudy	Moderate	13:27	7.0	Surface	1.0	0.3	167	27.4	27.7	7.8	7.8	20.4	20.3	78.4	78.2	5.5	4.9	1.0	1.9	4	4	81	88	818363	806466	<0.2	<0.2	2.7	2.0
						1.0	0.3	182	27.9		7.8		20.2		77.9		5.5		1.0		4		81				<0.2		2.7	
					Middle	3.5	0.3	223	27.0	26.9	7.8	7.8	24.4	24.5	61.5	61.7	4.3		1.2		3		92				<0.2		1.5	
						3.5	0.3	241	26.7		7.8		24.6		61.8		4.3		1.3		3		91				<0.2		2.1	
					Bottom	6.0	0.4	141	25.3	25.1	7.8	7.8	30.1	30.2	59.9	60.3	4.2	4.2	3.4		3		90				<0.2		1.6	
						6.0	0.4	148	24.9		7.8		30.3		60.6		4.2		3.4		5		91				<0.2		1.6	
13-Aug-16	Cloudy	Moderate	15:57	6.6	Surface	1.0	0.6	191	28.9	28.9	7.6	7.6	16.2	16.3	74.4	74.3	5.2	5.2	2.6	6.4	3	7	83	86	818336	806454	<0.2	<0.2	2.7	2.0
						1.0	0.6	191	28.9		7.6		16.3		74.1		5.2		2.8		3		80				<0.2		3.0	
					Middle	3.3	0.5	272	27.6	27.6	7.8	7.8	21.6	21.6	74.0	74.0	5.2		8.8		9		75				<0.2		2.2	
						3.3	0.5	276	27.6		7.8		21.5		73.9		5.2		8.9		9		80				<0.2		2.2	
					Bottom	5.6	0.3	230	25.5	25.5	7.8	7.8	29.0	29.0	47.6	47.6	3.3	3.3	7.7		9		97				<0.2		0.8	
						5.6	0.3	237	25.5		7.8		29.0		47.6		3.3		7.5		10		100				<0.2		0.8	
16-Aug-16	Rainy	Moderate	17:52	6.7	Surface	1.0	0.4	174	27.2	27.2	7.8	7.8	22.7	22.7	64.8	64.9	4.5	4.5	5.5	15.6	8	16	84	87	818368	806465	<0.2	<0.2	1.7	1.8
						1.0	0.4	185	27.1		7.8		22.7		64.9		4.5		5.6		8		86				<0.2		1.6	
					Middle	3.4	0.5	222	26.8	26.6	7.8	7.8	24.7	24.8	65.4	65.6	4.5		9.8		8		86				<0.2		2.0	
						3.4	0.6	229	26.4		7.8		24.9		65.7		4.6		9.9		8		85				<0.2		1.8	
					Bottom	5.7	0.4	136	26.4	26.2	7.8	7.8	26.5	26.6	62.3	62.5	4.3	4.4	31.3		32		89				<0.2		1.7	
						5.7	0.5	140	26.0		7.8		26.7		62.7		4.4		31.4		32		92				<0.2		1.7	
18-Aug-16	Rough	Cloudy	19:35	6.5	Surface	1.0	0.4	207	26.8	26.8	7.8	7.8	26.0	26.0	73.0	73.0	5.0	4.9	5.9	8.3	9	12	87	86	818342	806452	<0.2	<0.2	1.5	1.3
						1.0	0.4	210	26.8		7.8		26.0		73.0		5.0		5.9		9		84				<0.2		1.5	
					Middle	3.3	0.3	203	26.4	26.4	7.8	7.8	28.0	28.0	68.8	68.8	4.7		8.7		10		81				<0.2		1.2	
						3.3	0.4	221	26.3		7.8		28.0		68.8		4.7		8.9		11		86				<0.2		1.3	
					Bottom	5.5	0.4	202	26.2	26.2	7.8	7.8	28.9	28.9	69.0	69.1	4.8	4.8	10.0		15		91				<0.2		1.0	
						5.5	0.4	214	26.1		7.8		28.9		69.2		4.8		10.1		15		89				<0.2		1.0	
20-Aug-16	Sunny	Calm	08:02	7.8	Surface	1.0	0.8	58	27.7	27.7	7.7	7.7	22.2	22.3	73.2	73.2	5.1	5.1	4.2	28.4	3	19	88	90	818355	806449	<0.2	<0.2	2.4	1.9
						1.0	0.8	61	27.6		7.7		22.3		73.2		5.1		4.3		3		90				<0.2		2.7	
					Middle	3.9	0.7	94	27.2	27.2	7.7	7.7	25.7	25.7	73.2	73.3	5.0		22.4		23		91				<0.2		1.6	
						3.9	0.7	96	27.2		7.7		25.7		73.3		5.0		22.3		22		88				<0.2		1.5	
					Bottom	6.8	0.5	161	27.1	27.1	7.7	7.7	25.9	25.9	74.0	74.2	5.1	5.1	57.7		33		93				<0.2		1.7	
						6.8	0.5	161	27.1		7.7		25.9		74.4		5.1		59.6		32		91				<0.2		1.5	
23-Aug-16	Sunny	Moderate	10:15	7.6	Surface	1.0	0.6	191	28.7	28.7	7.7	7.7	20.7	20.8	74.6	74.6	5.1	5.1	4.0	15.8	5	13	85	90	818347	806471	<0.2	<0.2	3.2	3.1
						1.0	0.6	201	28.7		7.7		20.8		74.6		5.1		4.1		4		83				<0.2		3.2	
					Middle	3.8	0.6	77	28.3	28.3	7.8	7.8	23.4	23.4	73.1	73.1	5.0		5.7		10		89				<0.2		3.2	
						3.8	0.7	80	28.3		7.8		23.4		73.1		5.0		5.8		9		91				<0.2		3.8	
					Bottom	6.6	0.5	171	28.0	28.0	7.8	7.8	25.7	25.7	73.8	73.8	5.0	5.0	37.6		24		97				<0.2		2.5	
						6.6	0.5	185	28.0		7.8		25.7		73.8		5.0		37.3		26		96				<0.2		2.4	
25-Aug-16	Sunny	Moderate	13:00	7.3	Surface	1.0	0.6	118	29.3	29.3	7.8	7.8	20.8	20.8	78.2	78.1	5.3	5.1	1.9	6.6	2	11	84	93	818346	806447	<0.2	<0.2	2.1	2.1
						1.0	0.6	120	29.3		7.8		20.8		77.9		5.3		1.7		<2		85				<0.2		2.1	
					Middle	3.7	0.5	77	28.6	28.6	7.8	7.8	21.9	21.9	72.0	72.0	4.9		2.9		13		99				<0.2		2.3	
						3.7	0.6	77	28.6		7.8		21.9		71.9		4.9		2.6		14		97				<0.2		2.2	
					Bottom	6.3	0.4	234	27.8	27.8	7.8	7.8	26.1	26.1	68.3	68.5	4.6	4.7	15.3		16		96				<0.2		1.9	
						6.3	0.4	254	27.8		7.8		26.0		68.6		4.7		15.2		18		95				<0.2		1.8	
27-Aug-16	Cloudy	Moderate	15:21	6.9	Surface	1.0	0.6	144	28.9	28.9	8.0	8.0	23.8	23.8	99.3	99.2	6.7	6.1	4.7	10.3	9	18	91	93	818350	806473	<0.2	<0.2	2.2	1.8
						1.0	0.6	146	28.9		8.0		23.8		99.1		6.7		4.8		8		93				<0.2		2.0	
					Middle	3.5	0.5	143	28.2	28.2	7.9	7.9	25.8	25.8	81.4	81.4	5.5		5.3		10		93				<0.2		1.6	
						3.5	0.5	152	28.2		7.9		25.8		81.3		5.5		5.0		10		94				<0.2		1.5	
					Bottom	5.9	0.4	133	27.5	27.5	7.9	7.9	27.5	27.5	67.3	67.3	4.5	4.6	21.0		34		92				<0.2		1.7	
						5.9	0.4	145	27.5		7.9		27.5		67.3		4.6		20.9		35		94				<0.2		1.9	
30-Aug-16	Cloudy	Moderate	17:57	6.9	Surface	1.0	0.7	66	27.9	27.9	7.8	7.9	26.4	26.4	76.7	76.7	5.2	5.2	11.2	40.4	10	30	90	88	818350	806447	<0.2	<0.2	2.1	2.0
						1.0	0.8	69	27.9		7.9		26.4		76.7		5.2		11.2		10		92				<0.2		2.3	
					Middle	3.5	0.6	120	27.9	27.9	7.9	7.9	27.1	27.1	76.8	76.8	5.2		30.0		22		81				<0.2		1.8	
						3.5	0.6	126	27.9		7.9		27.1		76.8		5.2		29.9		22		85				<0.2		2.2	
					Bottom	5.9	0.5	182	27.9	27.9	7.9	7.9	27.2	27.2	77.6	77.7	5.2	5.3	81.7		60		89				<0.2		1.8	
						5.9	0.5	189	27.9		7.9		27.2		77.8		5.3		78.3		58		91				<0.2		1.8	

DA: Depth-Averaged

Calm: Small or no wave; Moderate: Between calm and rough; Rough : White capped or rougher

Expansion of Hong Kong International Airport into a Three-Runway System
Baseline Water Quality Monitoring
Water Quality Monitoring Results at IM2 during Mid-Flood Tide

Date	Weather Condition	Sea Condition	Sampling Time	Water Depth (m)	Sampling Depth (m)		Current Speed (m/s)	Current Direction	Water Temperature (°C)		pH		Salinity (ppt)		DO Saturation (%)		Dissolved Oxygen (mg/L)		Turbidity(NTU)		Suspended Solids (mg/L)		Total Alkalinity (ppm)		Coordinate HK Grid (Northing)	Coordinate HK Grid (Easting)	Chromium (µg/L)		Nickel (µg/L)	
									Value	Average	Value	Average	Value	Average	Value	Average	Value	DA	Value	DA	Value	DA	Value	DA			Value	DA	Value	DA
4-Aug-16	Fine	Moderate	20:22	7.5	Surface	1.0	0.4	272	27.4	27.4	7.7	7.7	20.9	20.9	74.9	74.9	5.3	5.2	9.2	11.6	11	29	93	88	818841	806193	<0.2	<0.2	2.3	1.8
						1.0	0.4	287	27.4		7.7		20.9		74.8		5.3		9.0		11		95				<0.2		2.0	
					Middle	3.8	0.4	231	26.9	26.9	7.7	7.7	23.5	23.5	72.2	72.2	5.1		13.2		13		80				<0.2		2.0	
						3.8	0.4	238	26.9		7.7		23.5		72.2		5.1		13.2		12		78				<0.2		1.8	
					Bottom	6.5	0.4	258	26.9	26.9	7.7	7.7	23.7	23.7	71.7	71.7	5.0	5.0	12.8		62		93				<0.2		1.2	
						6.5	0.5	258	26.9		7.7		23.6		71.6		5.0		12.3		62		89				<0.2		1.2	
6-Aug-16	Sunny	Moderate	09:05	8.4	Surface	1.0	0.6	69	27.3	27.4	7.7	7.7	23.4	23.4	64.0	64.0	4.5	4.3	2.8	7.3	4	7	86	91	818864	806205	<0.2	<0.2	2.0	1.5
						1.0	0.7	71	27.4		7.7		23.3		63.9		4.4		2.7		3		87				<0.2		2.0	
					Middle	4.2	0.6	100	26.7	26.7	7.7	7.7	25.3	25.3	60.9	60.8	4.2		6.8		3		91				<0.2		1.5	
						4.2	0.7	107	26.7		7.7		25.2		60.7		4.2		7.8		4		89				<0.2		1.4	
					Bottom	7.4	0.4	157	25.9	26.1	7.7	7.7	27.4	27.3	60.5	60.6	4.2	4.2	12.1		15		95				<0.2		1.0	
						7.4	0.5	170	26.3		7.7		27.2		60.6		4.2		11.8		14		97				<0.2		1.0	
9-Aug-16	Fine	Moderate	11:15	8.4	Surface	1.0	0.6	35	30.0	30.0	7.9	7.9	15.0	15.1	97.0	96.8	6.8	6.4	1.0	1.2	2	4	70	77	818848	806189	<0.2	<0.2	3.1	2.7
						1.0	0.6	37	30.0		7.9		15.1		96.5		6.7		1.1		3		72				<0.2		3.0	
					Middle	4.2	0.6	123	29.3	29.1	7.8	7.8	18.4	18.6	86.0	86.1	5.9		1.2		3		78				<0.2		2.6	
						4.2	0.6	132	28.8		7.8		18.8		86.1		6.0		1.3		4		78				<0.2		3.0	
					Bottom	7.4	0.4	131	27.7	27.7	7.7	7.7	23.8	23.9	68.2	68.4	4.7	4.7	1.4		7		80				<0.2		2.2	
						7.4	0.5	136	27.6		7.7		24.0		68.5		4.7		1.4		7		82				<0.2		2.1	
11-Aug-16	Cloudy	Moderate	13:40	8.0	Surface	1.0	0.6	78	27.5	27.3	7.8	7.8	21.3	21.7	71.0	71.2	5.0	4.4	1.0	3.2	3	5	90	92	818858	806185	<0.2	<0.2	2.3	1.6
						1.0	0.6	81	27.1		7.8		22.1		71.3		5.0		1.0		2		92				<0.2		2.5	
					Middle	4.0	0.4	140	26.4	26.4	7.8	7.8	27.1	27.1	55.0	55.0	3.8		0.9		3		91				<0.2		1.5	
						4.0	0.4	149	26.4		7.8		27.1		54.9		3.8		0.9		3		87				<0.2		1.7	
					Bottom	7.0	0.4	203	25.2	25.0	7.8	7.8	30.8	31.0	48.5	49.1	3.4	3.5	7.5		8		95				<0.2		1.1	
						7.0	0.4	215	24.8		7.8		31.1		49.6		3.5		7.6		8		95				<0.2		0.7	
13-Aug-16	Cloudy	Moderate	15:48	7.6	Surface	1.0	0.6	238	28.3	28.3	7.9	7.9	18.4	18.4	88.9	88.8	6.3	5.6	2.4	5.7	2	6	76	83	818843	806212	<0.2	<0.2	2.7	2.0
						1.0	0.7	238	28.3		7.9		18.4		88.7		6.2		2.2		2		73				<0.2		2.8	
					Middle	3.8	0.4	241	27.3	27.3	7.8	7.8	22.6	22.6	71.1	71.1	5.0		7.0		8		90				<0.2		1.7	
						3.8	0.4	263	27.3		7.8		22.6		71.0		5.0		6.8		9		87				<0.2		1.8	
					Bottom	6.6	0.4	159	25.0	25.0	7.8	7.8	31.1	31.2	51.0	51.8	3.5	3.6	7.7		8		87				<0.2		1.4	
						6.6	0.4	161	25.0		7.8		31.2		52.5		3.6		8.0		9		85				<0.2		1.3	
16-Aug-16	Cloudy	Moderate	17:45	7.5	Surface	1.0	0.3	222	27.2	27.1	7.7	7.7	22.3	22.4	63.2	63.4	4.4	4.4	5.0	15.5	5	14	78	85	818868	806201	<0.2	<0.2	2.5	2.0
						1.0	0.3	222	26.9		7.7		22.5		63.5		4.5		5.1		6		80				<0.2		2.5	
					Middle	3.8	0.5	160	26.6	26.8	7.8	7.8	23.9	23.8	61.5	61.3	4.3		8.6		10		87				<0.2		1.9	
						3.8	0.5	174	27.0		7.8		23.7		61.1		4.3		8.5		11		85				<0.2		2.2	
					Bottom	6.5	0.4	117	26.2	26.0	7.8	7.8	27.3	27.4	57.5	58.0	4.0	4.1	32.9		26		91				<0.2		1.6	
						6.5	0.4	126	25.8		7.8		27.5		58.4		4.1		33.1		28		91				<0.2		1.2	
18-Aug-16	Rough	Cloudy	19:22	7.2	Surface	1.0	1.0	232	27.1	27.1	7.7	7.7	23.6	23.7	72.8	72.8	5.1	5.0	6.7	9.6	9	13	83	87	818850	806181	<0.2	<0.2	2.4	2.0
						1.0	1.0	248	27.1		7.7		23.7		72.8		5.1		6.8		9		79				<0.2		2.2	
					Middle	3.6	0.8	233	26.9	27.0	7.7	7.7	24.8	24.8	70.6	70.6	4.9		10.3		16		96				<0.2		1.8	
						3.6	0.9	233	27.0		7.7		24.8		70.6		4.9		10.1		14		92				<0.2		1.9	
					Bottom	6.2	0.7	232	27.0	27.0	7.7	7.7	24.9	24.9	71.2	71.4	4.9	5.0	11.8		15		86				<0.2		1.7	
						6.2	0.8	246	27.0		7.7		24.9		71.5		5.0		11.6		15		87				<0.2		1.7	
20-Aug-16	Sunny	Calm	08:08	9.0	Surface	1.0	0.8	76	27.6	27.6	7.7	7.7	22.7	22.7	72.4	72.4	5.0	5.0	4.3	23.3	4	15	86	89	818860	806211	<0.2	<0.2	2.4	2.1
						1.0	0.8	81	27.6		7.7		22.6		72.4		5.0		4.1		5		87				<0.2		2.8	
					Middle	4.5	0.6	76	27.1	27.1	7.7	7.7	26.0	26.0	72.9	72.9	5.0		19.5		10		91				<0.2		2.0	
						4.5	0.7	76	27.1		7.7		26.0		72.9		5.0		19.8		12		90				<0.2		1.9	
					Bottom	8.0	0.5	112	27.1	27.1	7.7	7.7	26.1	26.1	73.8	73.9	5.1	5.1	47.0		30		90				<0.2		1.8	
						8.0	0.5	118	27.1		7.7		26.1		74.0		5.1		44.8		28		92				<0.2		1.9	
23-Aug-16	Sunny	Moderate	10:21	8.7	Surface	1.0	0.5	216	28.8	28.9	7.7	7.7	20.1	20.0	73.5	73.4	5.1	5.0	3.4	13.1	3	10	82	86	818840	806194	<0.2	<0.2	3.0	2.9
						1.0	0.5	227	28.9		7.7		19.9		73.3		5.1		3.6		4		83				<0.2		2.9	
					Middle	4.4	0.6	109	28.0	28.0	7.8	7.8	23.9	23.9	71.8	71.8	4.9		7.0		5		84				<0.2		4.0	
						4.4	0.6	115	28.0		7.8		23.9		71.8		4.9		7.2		5		83				<0.2		4.0	
					Bottom	7.7	0.4	108	27.7	28.0	7.8	7.8	26.2	26.1	72.4	72.2	4.9	4.9	28.6		21		91				<0.2		1.9	
						7.7	0.5	108	28.2		7.8		25.9		71.9		4.9		28.7		22		92				<0.2		1.8	
25-Aug-16	Sunny	Moderate	13:08	8.3	Surface	1.0	0.6	63	29.0	29.0	7.8	7.8	20.9	20.9	73.0	73.0	5.0	4.9	2.3	5.3	4	9	88	92	818846	806197	<0.2	<0.2	2.5	2.3
						1.0	0.7	66	29.0		7.8		20.9		73.0		5.0		2.4		4		89				<0.2		2.8	
					Middle	4.2	0.6	91	28.3	28.3	7.8	7.8	22.6	22.6	68.0	68.0	4.7		3.2		4		89				<0.2		2.4	
						4.2	0.7	97	28.3		7.8		22.6		67.9		4.7		3.2		4		90				<0.2		3.0	
					Bottom	7.3	0.4	126	27.3	27.3	7.8	7.8	27.8	27.8	62.5	62.7	4.2	4.3	10.5		19		98				<0.2		1.2	
						7.3	0.4	127	27.3		7.8		27.7		62.9		4.3		10.1		17		99				<0.2		1.6	
27-Aug-16	Cloudy	Moderate	15:14	7.8	Surface	1.0	0.4	244	29.1	29.1	8.0	8.0	21.8	21.8	95.8	95.8	6.5	5.9	4.1	8.1	7	12	99	95	818856	806202	<0.2	<0.2	2.2	2.0
						1.0	0.4	258	29.1		8.0		21.8		95.8		6.5		4.2		8		97				<0.2		2.1	
					Middle	3.9	0.5	156	28.1	28.1	7.9	7.9	26.1	26.1	78.2	78.2	5.3		6.8		12		93				<0.2		2.2	
						3.9	0.5	160	28.1		7.9		26.1		78.2		5.3		6.9		12		95				<0.2		2.2	
					Bottom	6.8	0.4	116	27.3	27.3	7.9	7.9	28.6	28.6	63.8	64.2	4.3	4.4	13.5		15		93				<0.2		1.7	
						6.8	0.4	123	27.3		7.9		28.5		64.5		4.4		12.8		16		94				<0.2		1.4	
30-Aug-16	Cloudy	Moderate	17:48	7.7	Surface	1.0	0.7	302	27.8	27.8	7.9	7.9	27.7	27.7	79.7	79.7	5.4	5.4	13.8	42.3	32	82	95	96	818865	806195	<0.2	<0.2	1.6	1.6
						1.0	0.7	310	27.8		7.9		27.7		79.7		5.4		13.8		31		93				<0.2		1.6	
					Middle	3.9	0.6	296	27.8	27.8	7.9	7.9	27.9	27.9	80.4	80.4	5.4		28.1		58		92				<0.2		1.7	
						3.9	0.7	298	27.8		7.9		27.9		80.4		5.4		28.0		64		96				<0.2		1.7	
					Bottom	6.7	0.5	276	27.8	27.8	7.9	7.9	28.4	28.4	80.0	80.0	5.4	5.4	85.0		156		100				<0.2		1.6	
						6.7	0.6	284	27.8		7.9		28.4		80.0		5.4		85.0		149		102				<0.2		1.3	

DA: Depth-Averaged
Calm: Small or no wave; Moderate: Between calm and rough; Rough : White capped or rougher
: Outlier not used for calculation of baseline Action Level and Limit Level

Expansion of Hong Kong International Airport into a Three-Runway System
Baseline Water Quality Monitoring
Water Quality Monitoring Results at IM3 during Mid-Flood Tide

Date	Weather Condition	Sea Condition	Sampling Time	Water Depth (m)	Sampling Depth (m)		Current Speed (m/s)	Current Direction	Water Temperature (°C)		pH		Salinity (ppt)		DO Saturation (%)		Dissolved Oxygen (mg/L)		Turbidity(NTU)		Suspended Solids (mg/L)		Total Alkalinity (ppm)		Coordinate HK Grid (Northing)	Coordinate HK Grid (Easting)	Chromium (µg/L)		Nickel (µg/L)	
									Value	Average	Value	Average	Value	Average	Value	Average	Value	DA	Value	DA	Value	DA	Value	DA			Value	DA	Value	DA
4-Aug-16	Fine	Moderate	20:09	7.6	Surface	1.0	0.5	260	27.7	27.7	7.7	7.7	19.8	19.8	73.0	73.1	5.2	5.2	11.0	15.6	9	14	85	85	819396	806019	<0.2	<0.2	3.0	2.6
						1.0	0.5	268	27.7		7.7		19.8		73.1		5.2		11.4		8		81				<0.2		2.9	
					Middle	3.8	0.4	274	27.6	27.6	7.7	7.7	20.7	20.7	73.2	73.2	5.1		15.1		18		85				<0.2		2.5	
						3.8	0.5	300	27.5		7.7		20.8		73.2		5.1		15.3		19		83				<0.2		3.1	
					Bottom	6.6	0.4	283	27.3	27.1	7.7	7.7	21.8	22.6	72.6	72.9	5.1	5.1	19.3		15		88				<0.2		2.1	
						6.6	0.4	296	26.9		7.7		23.4		73.1		5.1		21.6		15		87				<0.2		2.1	
6-Aug-16	Fine	Moderate	09:18	8.9	Surface	1.0	0.6	93	27.1	27.1	7.7	7.7	24.4	24.5	62.4	62.3	4.3	4.2	3.1	6.6	4	8	89	92	819407	806021	<0.2	<0.2	1.4	1.4
						1.0	0.6	95	27.0		7.7		24.5		62.2		4.3		2.9		3		87				<0.2		1.7	
					Middle	4.5	0.6	122	26.5	26.5	7.7	7.7	25.9	26.0	59.6	59.6	4.2		4.4		6		92				<0.2		1.2	
						4.5	0.7	127	26.5		7.7		26.0		59.6		4.1		4.7		4		94				<0.2		1.7	
					Bottom	7.9	0.5	139	26.1	26.0	7.7	7.7	27.5	27.6	59.3	59.9	4.1	4.2	12.4		16		95				<0.2		1.0	
						7.9	0.5	146	25.8		7.7		27.7		60.4		4.2		11.8		17		92				<0.2		1.1	
9-Aug-16	Fine	Moderate	11:23	8.6	Surface	1.0	0.5	30	29.8	29.8	7.9	7.9	15.2	15.2	97.0	96.8	6.8	6.4	1.0	1.1	3	4	70	84	819408	805999	<0.2	<0.2	2.9	2.4
						1.0	0.6	31	29.8		7.9		15.2		96.5		6.7		1.0		3		80				<0.2		3.0	
					Middle	4.3	0.5	102	29.1	29.1	7.8	7.8	18.8	18.8	88.1	87.9	6.1		0.7		4		83				<0.2		2.8	
						4.3	0.5	107	29.1		7.8		18.8		87.7		6.1		0.7		4		87				<0.2		2.8	
					Bottom	7.6	0.5	71	26.8	26.8	7.7	7.7	26.3	26.4	68.3	68.5	4.7	4.7	1.5		4		92				<0.2		1.6	
						7.6	0.5	75	26.8		7.7		26.4		68.6		4.7		1.6		4		90				<0.2		1.5	
11-Aug-16	Cloudy	Moderate	13:53	8.0	Surface	1.0	0.5	125	26.7	26.7	7.8	7.8	24.5	24.6	65.2	65.2	4.6	4.1	0.8	2.0	3	4	85	90	819409	806007	<0.2	<0.2	1.9	1.3
						1.0	0.5	128	26.7		7.8		24.6		65.1		4.5		0.8		4		85				<0.2		1.4	
					Middle	4.0	0.4	168	25.9	25.9	7.8	7.8	28.3	28.3	51.8	51.8	3.6		1.0		4		93				<0.2		1.3	
						4.0	0.4	184	25.9		7.8		28.3		51.8		3.6		1.0		4		92				<0.2		1.3	
					Bottom	7.0	0.3	195	25.0	25.1	7.8	7.8	30.9	30.9	47.9	47.9	3.3	3.3	4.2		3		92				<0.2		1.0	
						7.0	0.3	212	25.1		7.8		30.8		47.9		3.3		4.2		4		91				<0.2		1.1	
13-Aug-16	Cloudy	Moderate	15:38	7.8	Surface	1.0	0.5	289	28.5	28.5	7.9	7.9	18.3	18.3	96.0	96.0	6.7	5.6	4.6	5.3	5	7	86	94	819399	806021	<0.2	<0.2	2.5	1.3
						1.0	0.6	295	28.5		7.9		18.3		95.9		6.7		4.7		5		83				<0.2		2.1	
					Middle	3.9	0.5	295	27.1	27.1	7.8	7.8	23.1	23.3	62.4	62.4	4.4		4.4		4		95				<0.2		1.1	
						3.9	0.5	303	27.1		7.8		23.5		62.4		4.4		4.4		6		97				<0.2		0.9	
					Bottom	6.8	0.5	295	24.6	24.6	7.8	7.8	32.1	32.1	40.8	41.3	2.8	2.9	6.7		10		102				<0.2		0.5	
						6.8	0.5	307	24.6		7.8		32.1		41.7		2.9		6.7		11		100				<0.2		0.5	
16-Aug-16	Cloudy	Moderate	17:36	7.6	Surface	1.0	0.3	262	27.4	27.4	7.7	7.7	21.4	21.4	62.4	62.4	4.4	4.3	4.8	8.6	5	8	86	85	819429	806024	<0.2	<0.2	1.8	1.2
						1.0	0.4	272	27.4		7.7		21.4		62.4		4.4		4.8		5		83				<0.2		1.4	
					Middle	3.8	0.3	209	27.1	26.9	7.7	7.7	23.2	23.3	59.1	59.3	4.1		6.9		9		86				<0.2		1.1	
						3.8	0.3	224	26.7		7.7		23.3		59.4		4.2		6.9		10		87				<0.2		1.1	
					Bottom	6.6	0.4	154	26.5	26.5	7.8	7.8	25.4	25.7	55.0	55.1	3.8	3.8	14.1		9		83				<0.2		0.9	
						6.6	0.4	156	26.4		7.8		26.0		55.2		3.8		14.0		10		87				<0.2		0.9	
18-Aug-16	Rough	Cloudy	19:09	7.3	Surface	1.0	0.9	236	27.0	27.0	7.7	7.7	24.0	24.0	67.1	67.1	4.7	4.7	16.3	32.4	23	39	77	88	819401	806010	<0.2	<0.2	2.0	2.1
						1.0	1.0	236	27.0		7.7		24.0		67.1		4.7		16.7		23		78				<0.2		2.2	
					Middle	3.7	0.8	234	26.9	26.9	7.7	7.7	24.4	24.4	66.0	66.0	4.6		31.6		29		96				<0.2		2.2	
						3.7	0.9	242	26.9		7.7		24.4		66.0		4.6		31.3		29		87				<0.2		2.2	
					Bottom	6.3	0.7	240	26.9	26.9	7.7	7.7	24.5	24.5	66.8	66.9	4.6	4.7	49.7		65		97				<0.2		1.9	
						6.3	0.7	240	26.9		7.7		24.5		67.0		4.7		48.9		66		94				<0.2		2.2	
20-Aug-16	Sunny	Calm	08:16	8.9	Surface	1.0	0.7	93	27.6	27.6	7.7	7.7	22.7	22.7	71.7	71.8	5.0	5.0	4.3	26.4	4	11	86	86	819397	806016	<0.2	<0.2	2.3	2.1
						1.0	0.7	101	27.6		7.7		22.7		71.8		5.0		4.4		4		87				<0.2		2.6	
					Middle	4.5	0.6	68	27.4	27.4	7.7	7.7	24.5	24.2	71.3	71.4	4.9		12.0		5		85				<0.2		2.3	
						4.5	0.7	71	27.4		7.7		23.9		71.4		4.9		12.9		4		86				<0.2		2.4	
					Bottom	7.9	0.4	97	27.1	27.1	7.7	7.7	26.3	26.3	72.0	72.1	4.9	4.9	61.4		25		86				<0.2		1.5	
						7.9	0.4	102	27.1		7.7		26.3		72.1		4.9		63.3		26		87				<0.2		1.6	
23-Aug-16	Sunny	Moderate	10:30	8.8	Surface	1.0	0.6	231	28.6	28.6	7.7	7.7	19.8	19.9	73.2	73.2	5.1	5.0	3.3	18.0	5	15	80	86	819397	806026	<0.2	<0.2	2.9	1.9
						1.0	0.6	234	28.6		7.7		19.9		73.2		5.1		3.4		4		81				<0.2		2.0	
					Middle	4.4	0.7	70	28.2	28.2	7.8	7.8	23.6	23.6	71.0	71.0	4.9		6.8		8		87				<0.2		1.8	
						4.4	0.8	71	28.1		7.8		23.6		71.0		4.9		6.9		6		86				<0.2		1.5	
					Bottom	7.8	0.4	108	27.8	27.8	7.8	7.8	26.3	26.3	72.4	72.4	4.9	4.9	43.7		34		90				<0.2		2.2	
						7.8	0.5	118	27.8		7.8		26.3		72.4		4.9		43.6		35		92				<0.2		1.2	
25-Aug-16	Sunny	Moderate	13:15	8.3	Surface	1.0	0.6	121	29.0	29.0	7.8	7.8	21.0	21.0	73.5	73.5	5.0	4.9	2.3	5.4	5	10	84	87	819410	806005	<0.2	<0.2	2.3	2.1
						1.0	0.6	132	29.0		7.8		21.0		73.5		5.0		2.5		4		82				<0.2		2.4	
					Middle	4.2	0.5	108	28.5	28.5	7.8	7.8	22.0	22.0	69.0	68.9	4.7		2.7		3		83				<0.2		2.4	
						4.2	0.5	118	28.4		7.8		22.0		68.8		4.7		2.9		4		82				<0.2		2.4	
					Bottom	7.3	0.4	145	27.3	27.3	7.8	7.8	27.9	27.9	64.7	65.2	4.4	4.4	11.2		20		94				<0.2		1.6	
						7.3	0.4	148	27.3		7.8		27.9		65.6		4.4		10.5		21		96				<0.2		1.7	
27-Aug-16	Cloudy	Moderate	15:05	7.9	Surface	1.0	0.5	258	28.8	28.8	7.9	7.9	21.8	21.8	83.5	83.4	5.7	5.1	4.0	9.0	7	14	89	92	819428	806001	<0.2	<0.2	2.1	2.0
						1.0	0.5	260	28.8		7.9		21.8		83.3		5.7		3.7		8		87				<0.2		2.6	
					Middle	4.0	0.5	155	27.9	27.9	7.8	7.8	25.0	25.0	65.1	65.1	4.4		6.1		8		88				<0.2		2.2	
						4.0	0.5	156	27.9		7.8		25.0		65.0		4.4		6.6		9		90				<0.2		2.1	
					Bottom	6.9	0.5	145	27.2	27.2	7.8	7.8	28.2	28.2	60.0	60.2	4.1	4.1	16.8		25		97				<0.2		1.4	
						6.9	0.5	157	27.2		7.8		28.1		60.4		4.1		16.8		26		98				<0.2		1.4	
30-Aug-16	Cloudy	Moderate	17:39	8.1	Surface	1.0	0.4	285	28.1	28.1	7.8	7.8	25.0	25.1	75.3	75.3	5.1	5.2	5.3	11.9	11	26	88	95	819401	806008	<0.2	<0.2	2.6	2.0
						1.0	0.4	288	28.1		7.8		25.1		75.3		5.1		5.4		10		90				<0.2		2.9	
					Middle	4.1	0.5	294	28.0	28.0	7.9	7.9	26.4	26.4	78.1	78.2	5.3		7.4		22		95				<0.2		1.7	
						4.1	0.5	313	28.0		7.9		26.3		78.2		5.3		7.6		21		96				<0.2		1.6	
					Bottom	7.1	0.5	279	27.9	27.9	7.9	7.9	28.0	28.0	80.9	81.0	5.4	5.4	23.1		46		100				<0.2		1.4	
						7.1	0.5	287	27.9		7.9		28.0		81.0		5.4		22.7		45		101				<0.2		1.6	

DA: Depth-Averaged
Calm: Small or no wave; Moderate: Between calm and rough; Rough : White capped or rougher

Expansion of Hong Kong International Airport into a Three-Runway System
Baseline Water Quality Monitoring
Water Quality Monitoring Results at IM4 during Mid-Flood Tide

Date	Weather Condition	Sea Condition	Sampling Time	Water Depth (m)	Sampling Depth (m)		Current Speed (m/s)	Current Direction	Water Temperature (°C)		pH		Salinity (ppt)		DO Saturation (%)		Dissolved Oxygen (mg/L)		Turbidity(NTU)		Suspended Solids (mg/L)		Total Alkalinity (ppm)		Coordinate HK Grid (Northing)	Coordinate HK Grid (Easting)	Chromium (µg/L)		Nickel (µg/L)	
									Value	Average	Value	Average	Value	Average	Value	Average	Value	DA	Value	DA	Value	DA	Value	DA			Value	DA	Value	DA
4-Aug-16	Cloudy	Moderate	19:54	7.0	Surface	1.0	0.5	269	27.8	27.6	7.6	7.6	19.6	19.7	70.8	71.0	5.0	5.0	11.5	18.7	16	20	76	78	819578	805022	<0.2	<0.2	2.8	2.9
						1.0	0.5	286	27.4		7.6		19.8		71.2		5.0		11.6		15		76				<0.2		2.9	
					Middle	3.5	0.4	267	27.8	27.6	7.6	7.6	20.2	20.3	70.5	70.7	5.0		20.1		15		78				<0.2		3.0	
						3.5	0.5	276	27.4		7.6		20.4		70.9		5.0		20.1		15		78				<0.2		3.0	
					Bottom	6.0	0.4	288	27.8	27.8	7.6	7.6	20.2	20.2	71.3	71.4	5.0	5.0	24.4		27		80				<0.2		2.8	
						6.0	0.5	303	27.8		7.6		20.2		71.5		5.0		24.3		29		80				<0.2		2.7	
6-Aug-16	Fine	Moderate	09:33	8.4	Surface	1.0	0.4	153	27.7	27.9	7.6	7.6	20.1	20.1	67.7	67.5	4.8	4.6	2.4	12.0	4	12	83	88	819563	805042	<0.2	<0.2	3.2	2.3
						1.0	0.5	157	28.0		7.6		20.0		67.3		4.7		2.2		3		84				<0.2		2.8	
					Middle	4.2	0.6	73	27.5	27.5	7.6	7.6	22.4	22.5	62.5	62.6	4.4		3.4		3		84				<0.2		2.7	
						4.2	0.6	76	27.4		7.6		22.5		62.6		4.4		3.5		3		85				<0.2		2.9	
					Bottom	7.4	0.5	98	25.6	25.8	7.7	7.7	28.0	27.9	59.5	59.6	4.2	4.2	31.8		28		96				<0.2		0.9	
						7.4	0.5	101	26.0		7.7		27.7		59.7		4.2		28.9		29		93				<0.2		1.1	
9-Aug-16	Fine	Moderate	11:33	8.0	Surface	1.0	0.3	42	29.8	29.7	7.8	7.8	15.6	15.7	93.4	93.3	6.5	5.8	0.9	2.7	4	4	72	79	819565	805047	<0.2	<0.2	3.2	2.3
						1.0	0.4	44	29.5		7.8		15.7		93.2		6.5		1.0		3		72				<0.2		3.3	
					Middle	4.0	0.5	28	28.0	28.0	7.7	7.7	22.6	22.6	72.2	72.1	5.0		1.6		3		78				<0.2		2.5	
						4.0	0.5	28	28.0		7.7		22.6		72.0		5.0		1.5		3		80				<0.2		2.2	
					Bottom	7.0	0.4	41	25.3	25.4	7.7	7.7	30.0	30.0	53.6	54.3	3.7	3.8	5.7		5		84				<0.2		1.1	
						7.0	0.4	44	25.4		7.7		29.9		54.9		3.8		5.5		5		87				<0.2		1.2	
11-Aug-16	Cloudy	Moderate	14:08	7.5	Surface	1.0	0.3	168	27.5	27.5	7.8	7.8	21.0	21.1	80.4	80.3	5.6	4.7	1.0	1.2	3	4	88	89	819572	805035	<0.2	<0.2	2.7	2.2
						1.0	0.3	176	27.5		7.8		21.1		80.2		5.6		1.0		3		90				<0.2		2.6	
					Middle	3.8	0.3	182	25.9	25.9	7.8	7.8	28.0	28.0	54.6	54.6	3.8		0.7		4		81				<0.2		2.2	
						3.8	0.3	188	25.9		7.8		28.0		54.6		3.8		0.8		5		82				<0.2		2.1	
					Bottom	6.5	0.3	182	25.1	25.1	7.8	7.8	30.6	30.7	51.0	51.1	3.5	3.6	1.9		5		95				<0.2		1.6	
						6.5	0.3	189	25.1		7.8		30.7		51.2		3.6		2.0		4		95				<0.2		2.1	
13-Aug-16	Cloudy	Moderate	15:28	7.3	Surface	1.0	0.7	286	28.6	28.6	7.9	7.9	17.2	17.3	90.1	89.9	6.3	4.7	2.1	3.8	4	5	77	92	819576	805058	<0.2	<0.2	2.8	1.5
						1.0	0.7	291	28.6		7.9		17.3		89.7		6.3		2.1		4		79				<0.2		2.6	
					Middle	3.7	0.4	241	25.6	25.5	7.7	7.7	29.8	30.2	43.3	43.4	3.0		2.7		3		96				<0.2		1.3	
						3.7	0.4	253	25.3		7.7		30.5		43.5		3.0		2.8		2		96				<0.2		1.2	
					Bottom	6.3	0.4	155	24.7	24.5	7.8	7.8	32.1	32.3	39.5	39.9	2.7	2.8	6.4		10		103				<0.2		0.4	
						6.3	0.4	159	24.3		7.8		32.4		40.2		2.8		6.5		9		102				<0.2		0.5	
16-Aug-16	Cloudy	Moderate	17:26	7.2	Surface	1.0	0.5	276	27.5	27.5	7.7	7.7	21.7	21.7	61.1	61.1	4.3	4.1	4.0	6.0	4	6	80	83	819569	805050	<0.2	<0.2	1.3	1.1
						1.0	0.5	290	27.5		7.7		21.7		61.0		4.3		4.1		4		80				<0.2		1.6	
					Middle	3.6	0.4	252	26.8	26.9	7.7	7.7	24.7	24.7	56.8	56.8	3.9		7.3		7		83				<0.2		1.0	
						3.6	0.4	276	27.0		7.7		24.6		56.7		3.9		7.3		8		82				<0.2		0.8	
					Bottom	6.2	0.4	226	27.0	27.0	7.7	7.7	24.6	24.6	58.0	58.2	4.0	4.0	6.6		8		85				<0.2		0.9	
						6.2	0.4	239	27.0		7.7		24.6		58.3		4.0		6.8		7		85				<0.2		1.1	
18-Aug-16	Rough	Cloudy	18:54	7.0	Surface	1.0	0.8	234	26.8	26.8	7.7	7.7	24.4	24.4	65.9	65.9	4.6	4.6	23.2	33.2	35	47	81	85	819577	805029	<0.2	<0.2	1.9	2.0
						1.0	0.8	256	26.8		7.7		24.4		65.9		4.6		23.3		35		79				<0.2		2.0	
					Middle	3.5	0.7	236	26.9	26.9	7.7	7.7	24.3	24.3	65.8	65.8	4.6		28.0		35		83				<0.2		1.9	
						3.5	0.7	256	26.9		7.7		24.3		65.8		4.6		28.2		35		82				<0.2		1.9	
					Bottom	6.0	0.6	235	26.9	26.9	7.7	7.7	24.3	24.4	66.2	66.2	4.6	4.6	47.9		71		94				<0.2		2.0	
						6.0	0.6	252	26.9		7.7		24.4		66.2		4.6		48.4		70		91				<0.2		2.0	
20-Aug-16	Sunny	Moderate	08:25	8.4	Surface	1.0	0.7	70	27.7	27.5	7.6	7.6	22.1	22.2	70.8	71.1	4.9	5.0	4.6	78.9	3	25	80	91	819589	805025	<0.2	<0.2	2.7	2.0
						1.0	0.7	71	27.3		7.6		22.3		71.3		5.0		4.7		3		82				<0.2		2.4	
					Middle	4.2	0.7	57	27.1	27.1	7.8	7.8	26.3	26.4	73.0	73.0	5.0		51.9		24		97				<0.2		2.0	
						4.2	0.8	62	27.1		7.8		26.4		73.0		5.0		54.2		25		96				<0.2		1.5	
					Bottom	7.4	0.6	55	26.5	26.8	7.8	7.8	26.7	26.6	74.1	73.9	5.1	5.1	180.2		48		95				<0.2		1.5	
						7.4	0.7	58	27.0		7.8		26.5		73.7		5.1		177.7		47		96				<0.2		1.6	
23-Aug-16	Sunny	Moderate	10:38	8.2	Surface	1.0	0.6	151	29.4	29.5	7.6	7.6	16.7	16.7	72.8	72.8	5.1	5.0	3.4	24.5	6	42	82	88	819556	805030	<0.2	<0.2	2.5	2.1
						1.0	0.6	165	29.5		7.6		16.7		72.7		5.1		3.2		6		80				<0.2		2.5	
					Middle	4.1	0.7	87	28.4	28.4	7.7	7.7	21.2	21.2	70.2	70.3	4.8		7.0		6		86				<0.2		1.8	
						4.1	0.7	89	28.4		7.7		21.2		70.3		4.9		7.5		5		87				<0.2		2.1	
					Bottom	7.2	0.6	97	27.7	27.7	7.8	7.8	26.7	26.7	71.3	71.3	4.8	4.8	62.9		114		96				<0.2		1.7	
						7.2	0.6	103	27.7		7.8		26.7		71.2		4.8		63.0		116		96				<0.2		2.0	
25-Aug-16	Sunny	Moderate	13:23	8.0	Surface	1.0	0.5	102	28.9	28.9	7.7	7.7	20.2	20.2	71.7	71.7	4.9	4.9	1.5	4.8	4	8	87	90	819578	805031	<0.2	<0.2	2.6	2.1
						1.0	0.6	108	28.9		7.7		20.2		71.7		4.9		1.5		4		87				<0.2		2.8	
					Middle	4.0	0.5	92	28.7	28.7	7.7	7.7	20.6	20.6	69.6	69.6	4.8		2.9		4		86				<0.2		1.9	
						4.0	0.5	93	28.7		7.7		20.6		69.5		4.8		2.9		4		87				<0.2		1.8	
					Bottom	7.0	0.4	133	27.1	27.1	7.9	7.9	28.8	28.8	64.4	64.5	4.4	4.4	10.1		14		97				<0.2		1.6	
						7.0	0.4	133	27.1		7.9		28.8		64.5		4.4		10.1		15		95				<0.2		1.7	
27-Aug-16	Cloudy	Moderate	14:55	7.5	Surface	1.0	0.4	246	29.4	29.4	7.9	7.9	18.2	18.2	90.8	90.8	6.3	5.2	2.1	18.7	6	24	87	91	819562	805033	<0.2	<0.2	2.6	1.8
						1.0	0.4	260	29.4		7.9		18.2		90.8		6.3		2.2		8		83				<0.2		2.5	
					Middle	3.8	0.4	158	27.8	27.8	7.8	7.8	25.7	25.7	60.4	60.4	4.1		7.6		10		91				<0.2		1.9	
						3.8	0.4	163	27.8		7.8		25.7		60.4		4.1		7.9		10		87				<0.2		1.5	
					Bottom	6.5	0.5	118	26.9	26.9	7.8	7.8	29.2	29.2	58.1	58.2	3.9	3.9	46.5		54		98				<0.2		1.1	
						6.5	0.5	121	26.9		7.8		29.2		58.3		3.9		45.8		55		99				<0.2		1.4	
30-Aug-16	Cloudy	Moderate	17:27	7.3	Surface	1.0	0.5	283	27.9	27.9	7.8	7.8	25.3	25.3	68.5	68.5	4.7	4.7	8.9	11.0	11	19	92	95	819554	805038	<0.2	<0.2	2.3	2.2
						1.0	0.5	286	27.9		7.8		25.3		68.5		4.7		9.0		12		91				<0.2		2.2	
					Middle	3.7	0.4	280	27.9	27.9	7.8	7.8	25.4	25.4	67.9	67.9	4.6		10.3		19		97				<0.2		2.1	
						3.7	0.5	281	27.9		7.8		25.4		67.9		4.6		11.0		19		99				<0.2		2.3	
					Bottom	6.3	0.4	254	27.9	27.9	7.8	7.8	25.5	25.5	69.5	69.6	4.7	4.7	13.5		26		94				<0.2		2.2	
						6.3	0.4	267	27.9		7.8		25.5		69.6		4.7		13.4		26		96				<0.2		2.1	

DA: Depth-Averaged
Calm: Small or no wave; Moderate: Between calm and rough; Rough : White capped or rougher

Expansion of Hong Kong International Airport into a Three-Runway System
Baseline Water Quality Monitoring
Water Quality Monitoring Results at IM5 during Mid-Flood Tide

Date	Weather Condition	Sea Condition	Sampling Time	Water Depth (m)	Sampling Depth (m)		Current Speed (m/s)	Current Direction	Water Temperature (°C)		pH		Salinity (ppt)		DO Saturation (%)		Dissolved Oxygen (mg/L)		Turbidity(NTU)		Suspended Solids (mg/L)		Total Alkalinity (ppm)		Coordinate HK Grid (Northing)	Coordinate HK Grid (Easting)	Chromium (µg/L)		Nickel (µg/L)	
									Value	Average	Value	Average	Value	Average	Value	Average	Value	DA	Value	DA	Value	DA	Value	DA			Value	DA	Value	DA
4-Aug-16	Cloudy	Moderate	19:40	6.0	Surface	1.0	0.5	282	27.6	27.6	7.6	7.6	19.8	19.8	70.3	70.4	5.0	5.0	15.0	24.8	21	30	77	82	820580	804920	<0.2	<0.2	2.4	2.4
						1.0	0.6	307	27.6		7.6		19.9		70.4		5.0		15.5		20		78				<0.2		2.6	
					Middle	3.0	0.5	279	27.6	27.6	7.6	7.6	20.3	20.3	69.6	69.6	4.9		25.7		34		83				<0.2		2.4	
						3.0	0.5	284	27.6		7.6		20.3		69.6		4.9		26.1		34		83				<0.2		2.4	
					Bottom	5.0	0.4	254	27.3	27.3	7.7	7.7	21.6	21.6	70.0	70.2	4.9	4.9	33.2		34		86				<0.2		2.1	
						5.0	0.4	270	27.2		7.7		21.7		70.3		4.9		33.4		35		84				<0.2		2.2	
6-Aug-16	Fine	Moderate	09:17	7.2	Surface	1.0	0.6	265	28.6	28.6	7.6	7.6	16.8	16.8	72.1	72.1	5.1	4.7	2.2	20.8	3	14	87	90	820544	804922	<0.2	<0.2	4.0	2.5
						1.0	0.6	272	28.6		7.6		16.8		72.1		5.1		2.3		4		83				<0.2		3.6	
					Middle	3.6	0.6	167	27.4	27.4	7.6	7.6	22.7	22.7	62.1	62.1	4.3		6.0		3		90				<0.2		2.3	
						3.6	0.6	181	27.4		7.6		22.7		62.0		4.3		6.7		5		87				<0.2		3.0	
					Bottom	6.2	0.6	99	25.8	25.8	7.7	7.7	28.0	28.0	57.6	58.0	4.0	4.1	54.8		34		96				<0.2		0.9	
						6.2	0.6	107	25.8		7.7		28.0		58.3		4.1		52.9		32		98				<0.2		1.0	
9-Aug-16	Fine	Moderate	11:41	7.0	Surface	1.0	0.5	307	29.7	29.7	7.9	7.9	16.7	16.7	92.1	92.0	6.4	6.2	1.1	2.4	3	4	70	77	820553	804916	<0.2	<0.2	2.9	2.5
						1.0	0.5	316	29.7		7.9		16.7		91.9		6.4		1.2		4		72				<0.2		3.0	
					Middle	3.5	0.3	264	29.1	29.1	7.8	7.8	19.7	19.7	88.3	88.1	6.1		1.1		4		75				<0.2		2.5	
						3.5	0.3	283	29.1		7.8		19.7		87.8		6.0		1.2		4		77				<0.2		2.8	
					Bottom	6.0	0.3	71	25.6	25.7	7.7	7.7	29.4	29.4	56.0	57.0	3.9	4.0	4.9		4		85				<0.2		2.0	
						6.0	0.4	73	25.7		7.7		29.3		57.9		4.0		4.6		5		83				<0.2		2.0	
11-Aug-16	Fine	Moderate	14:22	6.5	Surface	1.0	0.4	251	28.3	28.3	7.8	7.8	16.3	16.3	85.7	85.7	6.1	5.6	1.0	2.1	3	6	76	85	820582	804941	<0.2	<0.2	3.7	2.2
						1.0	0.4	267	28.3		7.8		16.3		85.6		6.1		1.0		4		74				<0.2		3.6	
					Middle	3.3	0.4	261	27.0	27.0	7.8	7.8	22.9	22.9	71.7	71.7	5.0		1.9		6		83				<0.2		2.4	
						3.3	0.4	277	27.0		7.8		22.9		71.6		5.0		1.7		6		83				<0.2		2.2	
					Bottom	5.5	0.3	180	24.7	24.7	7.8	7.8	31.5	31.5	46.7	47.1	3.2	3.3	3.5		8		98				<0.2		0.6	
						5.5	0.4	196	24.7		7.8		31.5		47.5		3.3		3.4		7		96				<0.2		0.7	
13-Aug-16	Cloudy	Moderate	15:19	6.1	Surface	1.0	0.6	286	28.5	28.5	7.9	7.9	18.0	18.0	91.8	91.8	6.4	5.7	2.3	10.3	4	11	84	88	820569	804904	<0.2	<0.2	2.6	1.8
						1.0	0.6	305	28.5		7.9		18.0		91.8		6.4		2.3		4		80				<0.2		2.4	
					Middle	3.1	0.5	276	27.9	27.9	7.7	7.7	20.3	20.3	69.9	69.9	4.9		1.9		3		82				<0.2		2.2	
						3.1	0.5	276	27.9		7.7		20.3		69.8		4.9		1.9		3		82				<0.2		2.0	
					Bottom	5.1	0.3	234	25.2	25.2	7.7	7.7	30.7	30.7	38.5	38.6	2.7	2.7	24.8		27		101				<0.2		0.6	
						5.1	0.3	254	25.2		7.7		30.7		38.7		2.7		28.7		27		99				<0.2		0.7	
16-Aug-16	Cloudy	Moderate	17:18	6.1	Surface	1.0	0.4	265	27.3	27.1	7.7	7.7	22.2	22.3	57.9	58.1	4.0	4.0	3.6	7.5	3	4	81	83	820553	804909	<0.2	<0.2	1.7	1.7
						1.0	0.4	266	26.9		7.7		22.4		58.2		4.1		3.7		3		80				<0.2		1.8	
					Middle	3.1	0.5	279	26.9	26.9	7.7	7.7	24.7	24.8	55.6	55.7	3.9		4.8		3		80				<0.2		1.0	
						3.1	0.5	282	26.8		7.7		24.8		55.8		3.9		5.1		3		87				<0.2		1.2	
					Bottom	5.1	0.4	244	26.7	26.7	7.7	7.7	25.9	26.0	58.0	58.1	4.0	4.0	13.8		6		83				<0.2		1.7	
						5.1	0.4	250	26.6		7.7		26.0		58.2		4.0		13.8		5		85				<0.2		2.5	
18-Aug-16	Rough	Cloudy	18:40	6.0	Surface	1.0	0.8	244	26.8	26.8	7.7	7.7	24.5	24.5	65.9	65.9	4.6	4.6	12.4	20.4	16	21	85	82	820565	804935	<0.2	<0.2	1.9	1.9
						1.0	0.9	254	26.8		7.7		24.5		65.9		4.6		12.6		16		84				<0.2		1.9	
					Middle	3.0	0.7	238	26.7	26.8	7.7	7.7	24.7	24.7	66.1	66.1	4.6		19.5		19		79				<0.2		1.9	
						3.0	0.7	245	26.8		7.7		24.7		66.1		4.6		19.4		19		79				<0.2		1.9	
					Bottom	5.0	0.7	229	26.7	26.7	7.7	7.7	24.9	24.9	67.6	67.7	4.7	4.7	29.2		28		82				<0.2		1.9	
						5.0	0.7	234	26.7		7.7		24.9		67.7		4.7		29.3		28		82				<0.2		1.8	
20-Aug-16	Sunny	Moderate	08:33	7.3	Surface	1.0	0.8	110	28.0	28.0	7.6	7.6	20.7	20.7	70.6	70.7	4.9	4.9	3.2	34.1	4	16	84	91	820560	804919	<0.2	<0.2	2.7	2.3
						1.0	0.8	114	27.9		7.6		20.7		70.7		4.9		3.3		4		83				<0.2		2.7	
					Middle	3.7	0.9	52	27.5	27.5	7.7	7.7	24.3	24.2	71.2	71.2	4.9		10.8		3		92				<0.2		2.6	
						3.7	0.9	52	27.5		7.7		24.0		71.2		4.9		10.9		3		94				<0.2		2.8	
					Bottom	6.3	0.6	120	27.0	27.1	7.8	7.8	26.7	26.7	74.0	74.1	5.1	5.1	88.4		42		97				<0.2		1.6	
						6.3	0.7	121	27.1		7.8		26.6		74.1		5.1		88.1		41		97				<0.2		1.4	
23-Aug-16	Sunny	Moderate	10:46	7.1	Surface	1.0	0.7	171	28.7	28.7	7.7	7.7	18.8	18.8	70.4	70.4	4.9	4.9	4.4	44.2	5	63	82	91	820546	804915	<0.2	<0.2	1.8	1.7
						1.0	0.7	173	28.7		7.7		18.8		70.4		4.9		4.3		5		83				<0.2		1.7	
					Middle	3.6	0.8	50	28.3	28.3	7.7	7.7	22.0	22.0	69.3	69.3	4.8		7.6		18		91				<0.2		2.2	
						3.6	0.8	51	28.3		7.7		22.0		69.3		4.8		7.8		19		92				<0.2		2.1	
					Bottom	6.1	0.6	105	27.6	27.6	7.8	7.8	26.7	26.7	72.2	72.3	4.9	4.9	120.9		164		97				<0.2		1.0	
						6.1	0.6	107	27.6		7.8		26.7		72.3		4.9		120.1		166		98				<0.2		1.1	
25-Aug-16	Sunny	Moderate	13:30	6.9	Surface	1.0	0.5	224	29.5	29.5	7.7	7.7	17.6	17.6	71.3	71.3	4.9	4.8	1.8	7.6	4	11	90	90	820544	804927	<0.2	<0.2	2.6	2.4
						1.0	0.5	240	29.5		7.7		17.6		71.2		4.9		1.8		4		91				<0.2		2.8	
					Middle	3.5	0.6	152	28.4	28.4	7.7	7.7	21.6	21.6	67.1	67.1	4.6		4.0		6		82				<0.2		2.7	
						3.5	0.6	153	28.4		7.7		21.6		67.0		4.6		4.0		6		85				<0.2		2.9	
					Bottom	5.9	0.4	167	27.2	27.2	7.8	7.8	28.2	28.2	61.4	61.5	4.2	4.2	16.8		24		96				<0.2		1.8	
						5.9	0.5	179	27.2		7.8		28.2		61.6		4.2		17.4		22		93				<0.2		1.6	
27-Aug-16	Cloudy	Moderate	14:46	6.2	Surface	1.0	0.5	278	29.4	29.4	7.8	7.8	17.9	17.9	84.0	84.0	5.8	5.7	1.8	2.9	4	6	79	83	820546	804907	<0.2	<0.2	2.8	2.5
						1.0	0.5	287	29.4		7.8		17.9		84.0		5.8		1.9		4		81				<0.2		3.0	
					Middle	3.1	0.5	288	29.2	29.2	7.8	7.8	18.9	18.9	81.8	81.8	5.6		2.1		5		84				<0.2		2.5	
						3.1	0.5	288	29.2		7.8		18.9		81.7		5.6		2.2		4		82				<0.2		2.6	
					Bottom	5.2	0.4	270	28.5	28.5	7.8	7.8	22.2	22.4	68.3	68.4	4.7	4.7	4.5		9		86				<0.2		2.0	
						5.2	0.4	294	28.4		7.8		22.5		68.4		4.7		4.6		8		87				<0.2		2.1	
30-Aug-16	Cloudy	Moderate	17:18	6.0	Surface	1.0	0.5	275	27.8	27.8	7.8	7.8	25.4	25.4	65.6	65.6	4.5	4.5	7.4	13.9	18	29	89	93	820556	804929	<0.2	<0.2	2.2	2.0
						1.0	0.5	281	27.8		7.8		25.4		65.6		4.5		7.5		18		90				<0.2		2.2	
					Middle	3.0	0.5	281	27.6	27.6	7.8	7.8	26.3	26.3	64.5	64.5	4.4		12.9		27		95				<0.2		1.9	
						3.0	0.5	284	27.6		7.8		26.3		64.5		4.4		12.9		27		94				<0.2		1.9	
					Bottom	5.0	0.4	257	27.6	27.6	7.8	7.8	26.4	26.4	67.6	68.1	4.6	4.7	21.2		44		95				<0.2		1.9	
						5.0	0.4	263	27.6		7.8		26.4		68.5		4.7		21.5		42		96				<0.2		1.7	

DA: Depth-Averaged
Calm: Small or no wave; Moderate: Between calm and rough; Rough : White capped or rougher

Expansion of Hong Kong International Airport into a Three-Runway System
Baseline Water Quality Monitoring
Water Quality Monitoring Results at IM6 during Mid-Flood Tide

Date	Weather Condition	Sea Condition	Sampling Time	Water Depth (m)	Sampling Depth (m)		Current Speed (m/s)	Current Direction	Water Temperature (°C)		pH		Salinity (ppt)		DO Saturation (%)		Dissolved Oxygen (mg/L)		Turbidity(NTU)		Suspended Solids (mg/L)		Total Alkalinity (ppm)		Coordinate HK Grid (Northing)	Coordinate HK Grid (Easting)	Chromium (µg/L)		Nickel (µg/L)	
									Value	Average	Value	Average	Value	Average	Value	Average	Value	DA	Value	DA	Value	DA	Value	DA			Value	DA	Value	DA
4-Aug-16	Cloudy	Moderate	19:25	6.0	Surface	1.0	0.4	247	27.6	27.6	7.6	7.6	20.1	20.0	69.5	69.5	4.9	4.9	20.0	36.5	24	37	81	81	821041	805819	<0.2	<0.2	2.4	2.5
						1.0	0.5	266	27.6		7.6		20.0		69.5		4.9		20.2		25		80				<0.2		2.4	
					Middle	3.0	0.4	261	27.5	27.5	7.7	7.7	20.5	20.5	70.1	70.2	4.9		39.1		40		83				<0.2		2.4	
						3.0	0.5	277	27.5		7.7		20.5		70.3		5.0		40.0		38		85				<0.2		2.5	
					Bottom	5.0	0.4	261	27.6	27.6	7.7	7.7	20.5	20.5	74.4	75.1	5.2	5.3	50.7		48		76				<0.2		2.6	
						5.0	0.4	283	27.6		7.7		20.5		75.7		5.3		49.1		48		80				<0.2		2.6	
6-Aug-16	Cloudy	Moderate	09:33	7.2	Surface	1.0	0.6	102	27.9	27.9	7.6	7.6	18.8	18.8	66.2	66.1	4.7	4.4	2.4	7.7	3	10	82	90	821074	805841	<0.2	<0.2	2.8	1.9
						1.0	0.6	104	27.9		7.6		18.8		66.0		4.7		2.4		4		81				<0.2		2.9	
					Middle	3.6	0.6	85	26.8	26.8	7.7	7.7	25.3	25.3	58.8	58.8	4.1		5.3		4		87				<0.2		1.6	
						3.6	0.6	86	26.7		7.7		25.3		58.8		4.1		5.5		4		83				<0.2		1.7	
					Bottom	6.2	0.5	112	26.1	26.1	7.7	7.7	27.2	27.2	55.5	55.6	3.9	3.9	15.0		22		104				<0.2		1.2	
						6.2	0.5	112	26.1		7.7		27.1		55.6		3.9		15.3		21		100				<0.2		1.2	
9-Aug-16	Fine	Moderate	11:49	6.8	Surface	1.0	0.6	306	29.4	29.4	7.9	7.9	18.2	18.2	91.3	91.1	6.3	5.6	1.5	3.4	3	6	76	82	821057	805817	<0.2	<0.2	2.6	2.0
						1.0	0.6	312	29.4		7.9		18.2		90.9		6.3		1.6		4		76				<0.2		2.6	
					Middle	3.4	0.6	319	27.1	27.1	7.7	7.8	24.6	24.7	71.0	71.4	4.9		2.9		4		82				<0.2		2.5	
						3.4	0.6	334	27.1		7.8		24.8		71.7		5.0		3.1		3		81				<0.2		2.4	
					Bottom	5.8	0.4	80	25.9	25.9	7.7	7.7	28.3	28.3	61.3	62.7	4.3	4.4	5.7		10		87				<0.2		1.0	
						5.8	0.4	86	25.9		7.7		28.3		64.1		4.4		5.8		10		87				<0.2		1.1	
11-Aug-16	Fine	Moderate	14:37	6.4	Surface	1.0	0.4	261	27.7	27.7	7.7	7.8	21.0	21.0	73.7	73.8	5.2	5.2	0.6	1.0	4	3	84	85	821041	805834	<0.2	<0.2	3.0	2.5
						1.0	0.4	284	27.7		7.8		20.9		73.8		5.2		0.6		4		85				<0.2		3.3	
					Middle	3.2	0.4	268	27.4	27.5	7.8	7.8	21.9	21.9	73.9	73.9	5.2		0.9		3		84				<0.2		2.6	
						3.2	0.4	282	27.5		7.8		21.8		73.8		5.2		0.9		3		84				<0.2		2.7	
					Bottom	5.4	0.4	217	25.8	25.8	7.8	7.8	28.0	28.0	56.6	56.9	3.9	4.0	1.5		3		86				<0.2		1.5	
						5.4	0.4	231	25.8		7.8		27.9		57.2		4.0		1.4		3		86				<0.2		1.6	
13-Aug-16	Cloudy	Moderate	15:09	6.0	Surface	1.0	0.5	275	28.1	28.2	7.8	7.8	20.1	20.1	81.4	81.4	5.7	5.1	2.4	2.7	2	4	81	92	821050	805822	<0.2	<0.2	2.4	1.6
						1.0	0.5	302	28.2		7.8		20.0		81.4		5.7		2.3		3		78				<0.2		2.3	
					Middle	3.0	0.4	271	27.1	27.2	7.7	7.7	23.8	23.8	63.0	63.0	4.4		3.8		4		100				<0.2		1.7	
						3.0	0.4	271	27.2		7.7		23.8		62.9		4.4		3.3		3		95				<0.2		1.8	
					Bottom	5.0	0.3	204	26.0	26.0	7.7	7.7	28.3	28.4	50.5	50.5	3.5	3.5	2.3		5		98				<0.2		0.8	
						5.0	0.3	222	25.9		7.7		28.4		50.5		3.5		2.2		5		98				<0.2		0.7	
16-Aug-16	Cloudy	Moderate	17:11	6.0	Surface	1.0	0.4	251	26.9	27.0	7.7	7.7	24.0	24.0	54.7	54.7	3.8	3.8	4.1	6.9	4	7	82	86	821066	805824	<0.2	<0.2	2.0	2.5
						1.0	0.4	271	27.0		7.7		23.9		54.7		3.8		4.1		4		83				<0.2		2.1	
					Middle	3.0	0.4	265	26.4	26.6	7.7	7.7	25.5	25.4	54.7	54.6	3.8		5.6		5		86				<0.2		2.1	
						3.0	0.4	276	26.8		7.7		25.3		54.4		3.8		5.4		5		87				<0.2		3.0	
					Bottom	5.0	0.3	261	26.7	26.5	7.7	7.7	26.3	26.4	54.7	55.0	3.8	3.8	11.2		11		88				<0.2		2.9	
						5.0	0.4	284	26.2		7.7		26.5		55.3		3.8		11.2		10		90				<0.2		3.0	
18-Aug-16	Rough	Cloudy	18:25	6.0	Surface	1.0	1.0	235	26.9	26.9	7.6	7.6	23.8	23.8	64.5	64.5	4.5	4.5	14.5	22.1	19	28	82	82	821070	805809	<0.2	<0.2	2.2	2.2
						1.0	1.1	253	26.9		7.6		23.8		64.4		4.5		14.7		18		86				<0.2		2.2	
					Middle	3.0	1.0	239	26.9	26.9	7.6	7.6	23.9	24.0	63.8	63.8	4.5		21.3		19		79				<0.2		2.0	
						3.0	1.0	250	26.9		7.6		24.0		63.8		4.5		21.3		20		81				<0.2		2.3	
					Bottom	5.0	0.9	235	26.8	26.9	7.6	7.6	24.1	24.1	64.4	64.4	4.5	4.5	30.6		47		80				<0.2		2.3	
						5.0	0.9	235	26.9		7.6		24.0		64.4		4.5		30.2		47		81				<0.2		1.9	
20-Aug-16	Sunny	Moderate	08:42	7.3	Surface	1.0	0.8	72	27.8	27.7	7.6	7.6	22.1	21.9	70.8	71.1	4.9	4.9	3.1	15.6	4	10	85	88	821068	805833	<0.2	<0.2	3.6	2.7
						1.0	0.8	75	27.5		7.6		21.7		71.3		5.0		3.2		2		84				<0.2		3.4	
					Middle	3.7	0.7	51	27.6	27.6	7.7	7.7	23.1	23.2	70.5	70.6	4.9		6.7		3		89				<0.2		2.6	
						3.7	0.8	52	27.5		7.7		23.2		70.6		4.9		6.9		3		87				<0.2		2.7	
					Bottom	6.3	0.6	62	27.1	27.2	7.7	7.7	25.7	25.7	71.6	71.8	4.9	4.9	36.3		23		92				<0.2		1.9	
						6.3	0.6	66	27.2		7.7		25.6		71.9		4.9		37.3		23		91				<0.2		1.8	
23-Aug-16	Sunny	Moderate	10:55	7.0	Surface	1.0	0.7	133	28.7	28.7	7.7	7.7	18.8	18.8	71.6	71.6	5.0	4.9	3.6	29.8	3	19	84	86	821048	805829	<0.2	<0.2	2.6	2.0
						1.0	0.7	134	28.7		7.7		18.7		71.6		5.0		3.9		4		81				<0.2		3.1	
					Middle	3.5	0.8	74	28.2	28.3	7.7	7.7	22.4	22.4	70.5	70.5	4.8		6.8		6		84				<0.2		1.8	
						3.5	0.8	80	28.3		7.7		22.4		70.5		4.8		6.5		5		87				<0.2		1.8	
					Bottom	6.0	0.6	46	27.8	27.8	7.8	7.8	25.4	25.4	70.2	70.3	4.8	4.8	78.8		46		89				<0.2		1.3	
						6.0	0.6	50	27.8		7.8		25.4		70.3		4.8		78.9		47		90				<0.2		1.5	
25-Aug-16	Sunny	Moderate	13:39	6.8	Surface	1.0	0.6	133	29.5	29.5	7.6	7.6	16.4	16.5	71.1	71.1	4.9	4.8	1.8	6.3	5	10	95	94	821075	805809	<0.2	<0.2	3.4	2.7
						1.0	0.6	140	29.5		7.6		16.5		71.1		4.9		1.7		4		92				<0.2		3.5	
					Middle	3.4	0.7	94	28.2	28.2	7.8	7.8	23.0	23.0	68.3	68.3	4.7		3.5		5		92				<0.2		2.8	
						3.4	0.7	99	28.2		7.8		23.0		68.3		4.7		3.3		5		92				<0.2		2.8	
					Bottom	5.8	0.5	146	27.7	27.7	7.8	7.8	25.6	25.8	64.0	64.0	4.4	4.4	13.0		20		97				<0.2		2.0	
						5.8	0.5	152	27.6		7.8		25.9		64.0		4.4		14.4		22		97				<0.2		1.9	
27-Aug-16	Rainy	Moderate	14:37	6.1	Surface	1.0	0.4	193	29.3	29.3	7.8	7.8	18.4	18.5	80.1	80.0	5.5	5.1	1.6	2.4	4	7	87	86	821077	805833	<0.2	<0.2	2.3	2.4
						1.0	0.4	209	29.3		7.8		18.5		79.9		5.5		1.6		4		84				<0.2		3.0	
					Middle	3.1	0.3	222	28.5	28.5	7.8	7.8	22.9	22.9	67.7	67.7	4.6		1.9		7		84				<0.2		2.3	
						3.1	0.4	239	28.5		7.8		22.9		67.7		4.6		2.1		8		85				<0.2		2.5	
					Bottom	5.1	0.4	224	28.3	28.3	7.8	7.8	23.9	24.0	67.3	67.7	4.6	4.6	3.5		8		86				<0.2		2.1	
						5.1	0.4	231	28.3		7.8		24.1		68.0		4.6		3.7		8		87				<0.2		2.2	
30-Aug-16	Cloudy	Moderate	17:10	6.2	Surface	1.0	0.5	270	27.7	27.7	7.8	7.8	25.7	25.6	63.2	63.2	4.3	4.3	8.2	12.1	13	20	93	92	821051	805844	<0.2	<0.2	2.0	2.0
						1.0	0.5	273	27.7		7.8		25.5		63.2		4.3		8.0		12		91				<0.2		2.1	
					Middle	3.1	0.4	283	27.6	27.6	7.8	7.8	26.3	26.3	63.2	63.2	4.3		11.3		16		91				<0.2		1.8	
						3.1	0.5	299	27.6		7.8		26.3		63.2		4.3		11.4		15		92				<0.2		2.0	
					Bottom	5.2	0.3	250	27.6	27.6	7.8	7.8	26.5	26.5	65.1	65.4	4.4	4.5	16.8		30		93				<0.2		2.0	
						5.2	0.3	261	27.6		7.8		26.5		65.7		4.5		16.6		32		94				<0.2		2.1	

DA: Depth-Averaged
Calm: Small or no wave; Moderate: Between calm and rough; Rough : White capped or rougher

Expansion of Hong Kong International Airport into a Three-Runway System
Baseline Water Quality Monitoring
Water Quality Monitoring Results at IM7 during Mid-Flood Tide

Date	Weather Condition	Sea Condition	Sampling Time	Water Depth (m)	Sampling Depth (m)		Current Speed (m/s)	Current Direction	Water Temperature (°C)		pH		Salinity (ppt)		DO Saturation (%)		Dissolved Oxygen (mg/L)		Turbidity(NTU)		Suspended Solids (mg/L)		Total Alkalinity (ppm)		Coordinate HK Grid (Northing)	Coordinate HK Grid (Easting)	Chromium (µg/L)		Nickel (µg/L)	
									Value	Average	Value	Average	Value	Average	Value	Average	Value	DA	Value	DA	Value	DA	Value	DA			Value	DA	Value	DA
4-Aug-16	Cloudy	Moderate	19:10	7.1	Surface	1.0	0.7	227	28.0	28.0	7.6	7.6	18.3	18.1	71.4	71.4	5.1	5.0	12.2	20.9	15	19	81	89	821336	806827	<0.2	<0.2	3.2	3.0
						1.0	0.7	234	28.0		7.6		18.0		71.4		5.1		12.3		14		80				<0.2		3.2	
					Middle	3.6	0.6	243	27.6	27.6	7.6	7.6	20.7	20.7	68.9	68.9	4.8		21.9		19		99				<0.2		2.9	
						3.6	0.7	252	27.6		7.6		20.7		68.9		4.8		22.0		19		96				<0.2		2.8	
					Bottom	6.1	0.6	251	27.6	27.6	7.6	7.6	20.9	20.9	69.8	69.9	4.9	4.9	28.5		24		89				<0.2		2.8	
						6.1	0.6	264	27.6		7.6		20.9		70.0		4.9		28.6		23		92				<0.2		2.9	
6-Aug-16	Fine	Moderate	09:51	8.6	Surface	1.0	0.5	186	28.3	28.3	7.6	7.6	18.3	18.3	68.0	67.9	4.8	4.5	2.1	9.1	4	9	80	88	821358	806839	<0.2	<0.2	3.3	2.3
						1.0	0.6	194	28.3		7.6		18.3		67.8		4.8		2.1		3		82				<0.2		3.3	
					Middle	4.3	0.8	67	27.0	27.0	7.7	7.7	24.6	24.6	61.0	61.0	4.2		6.7		3		82				<0.2		2.0	
						4.3	0.8	73	27.0		7.7		24.6		61.0		4.2		6.9		2		83				<0.2		2.0	
					Bottom	7.6	0.6	55	26.5	26.4	7.7	7.7	26.6	26.6	59.8	59.9	4.1	4.2	18.4		20		101				<0.2		1.6	
						7.6	0.6	60	26.3		7.7		26.6		60.0		4.2		18.4		20		98				<0.2		1.4	
9-Aug-16	Fine	Moderate	11:57	8.2	Surface	1.0	0.5	154	29.7	29.7	7.9	7.9	15.6	15.6	98.7	98.4	6.9	6.6	1.6	3.8	5	6	75	81	821359	806842	<0.2	<0.2	3.0	2.5
						1.0	0.5	160	29.7		7.9		15.5		98.1		6.8		1.4		5		77				<0.2		2.9	
					Middle	4.1	0.5	149	29.5	29.5	7.8	7.8	16.9	16.9	91.7	91.4	6.4		1.7		3		82				<0.2		2.9	
						4.1	0.5	150	29.5		7.8		16.8		91.1		6.3		1.9		4		81				<0.2		3.0	
					Bottom	7.2	0.5	68	26.0	26.1	7.7	7.7	28.1	28.1	63.4	64.3	4.4	4.5	8.3		8		86				<0.2		1.5	
						7.2	0.5	72	26.1		7.7		28.1		65.2		4.5		7.9		8		87				<0.2		1.6	
11-Aug-16	Fine	Moderate	14:52	7.7	Surface	1.0	0.2	241	27.9	27.9	7.7	7.7	21.3	21.3	69.7	69.7	4.9	4.9	0.8	2.3	2	3	80	87	821329	806851	<0.2	<0.2	2.8	2.1
						1.0	0.2	252	27.9		7.7		21.3		69.7		4.9		0.8		2		80				<0.2		2.7	
					Middle	3.9	0.2	257	27.3	27.3	7.8	7.8	23.1	23.1	69.1	69.1	4.8		0.7		3		88				<0.2		1.7	
						3.9	0.3	260	27.3		7.8		23.1		69.1		4.8		0.7		4		90				<0.2		1.9	
					Bottom	6.7	0.2	122	24.9	24.9	7.7	7.7	30.9	30.9	44.4	44.8	3.1	3.1	5.3		4		92				<0.2		1.9	
						6.7	0.2	122	24.9		7.7		30.9		45.1		3.1		5.3		5		92				<0.2		1.5	
13-Aug-16	Cloudy	Moderate	15:02	7.3	Surface	1.0	0.5	269	27.3	27.3	7.7	7.7	23.3	23.3	65.7	65.7	4.6	4.3	2.3	1.8	3	4	85	91	821332	806821	<0.2	<0.2	1.9	1.5
						1.0	0.5	294	27.3		7.7		23.2		65.7		4.6		2.1		3		80				<0.2		1.8	
					Middle	3.7	0.4	263	26.7	26.7	7.7	7.7	26.0	26.0	56.3	56.3	3.9		1.6		3		91				<0.2		1.5	
						3.7	0.4	270	26.7		7.7		26.0		56.2		3.9		1.4		3		92				<0.2		1.5	
					Bottom	6.3	0.3	205	25.8	25.8	7.7	7.7	29.4	29.4	49.1	49.3	3.4	3.4	1.6		6		98				<0.2		1.1	
						6.3	0.3	205	25.8		7.7		29.4		49.4		3.4		1.7		6		97				<0.2		1.3	
16-Aug-16	Cloudy	Moderate	17:04	7.2	Surface	1.0	0.4	241	26.8	27.1	7.6	7.6	22.4	22.5	54.2	54.0	3.8	3.8	4.3	7.9	4	10	82	87	821335	806849	<0.2	<0.2	3.4	2.7
						1.0	0.4	264	27.3		7.6		22.5		53.8		3.8		4.1		3		83				<0.2		3.6	
					Middle	3.6	0.4	235	26.4	26.7	7.7	7.7	25.5	25.4	55.8	55.6	3.9		8.7		9		83				<0.2		3.1	
						3.6	0.4	239	26.9		7.7		25.2		55.4		3.8		8.5		9		85				<0.2		3.0	
					Bottom	6.2	0.3	218	26.8	26.6	7.7	7.7	25.6	25.8	58.7	59.0	4.1	4.1	10.7		18		94				<0.2		1.4	
						6.2	0.3	229	26.4		7.7		25.9		59.2		4.1		10.8		17		96				<0.2		1.8	
18-Aug-16	Rough	Cloudy	18:10	6.9	Surface	1.0	1.2	227	27.1	27.2	7.6	7.6	23.1	23.1	63.6	63.6	4.4	4.4	10.0	18.5	15	26	80	85	821330	806829	<0.2	<0.2	2.2	2.2
						1.0	1.3	242	27.2		7.6		23.0		63.5		4.4		9.9		14		80				<0.2		2.1	
					Middle	3.5	1.1	235	27.1	27.1	7.6	7.6	23.5	23.5	63.1	63.1	4.4		19.2		26		87				<0.2		2.3	
						3.5	1.2	236	27.1		7.6		23.5		63.1		4.4		20.2		25		82				<0.2		2.0	
					Bottom	5.9	0.8	235	27.1	27.1	7.6	7.6	23.5	23.5	64.0	64.6	4.5	4.5	24.8		36		88				<0.2		2.3	
						5.9	0.8	242	27.1		7.6		23.5		65.2		4.5		27.0		37		90				<0.2		2.3	
20-Aug-16	Sunny	Moderate	08:50	8.8	Surface	1.0	0.6	82	28.1	28.1	7.6	7.6	19.7	19.7	68.4	68.5	4.8	4.9	3.0	28.4	3	11	81	87	821348	806841	<0.2	<0.2	3.2	2.6
						1.0	0.6	82	28.1		7.6		19.6		68.6		4.8		3.1		3		83				<0.2		3.8	
					Middle	4.4	0.7	41	27.2	27.4	7.7	7.7	24.2	24.2	71.6	71.4	5.0		8.7		6		87				<0.2		2.6	
						4.4	0.7	41	27.6		7.7		24.1		71.1		4.9		9.3		7		90				<0.2		2.1	
					Bottom	7.8	0.5	87	27.1	27.1	7.7	7.7	25.8	25.8	71.8	72.0	4.9	5.0	75.8		21		90				<0.2		2.2	
						7.8	0.5	89	27.1		7.7		25.8		72.1		5.0		70.4		23		91				<0.2		1.7	
23-Aug-16	Sunny	Moderate	11:04	8.7	Surface	1.0	0.5	187	28.8	28.8	7.6	7.6	17.7	17.7	72.0	72.1	5.0	5.0	3.7	28.8	4	52	79	84	821359	806834	<0.2	<0.2	2.8	2.1
						1.0	0.5	191	28.8		7.6		17.7		72.2		5.0		3.8		4		78				<0.2		2.8	
					Middle	4.4	0.7	63	28.5	28.5	7.7	7.7	21.2	21.3	73.1	73.1	5.0		5.9		4		80				<0.2		2.1	
						4.4	0.7	68	28.5		7.7		21.3		73.0		5.0		6.6		6		80				<0.2		2.0	
					Bottom	7.7	0.6	69	27.9	27.9	7.8	7.8	25.4	25.4	70.0	70.1	4.8	4.8	75.9		151		94				<0.2		1.3	
						7.7	0.7	71	27.9		7.8		25.4		70.1		4.8		76.8		142		93				<0.2		1.3	
25-Aug-16	Sunny	Moderate	13:48	8.2	Surface	1.0	0.3	203	29.1	29.1	7.7	7.7	18.4	18.4	73.7	73.8	5.1	5.1	1.9	9.0	4	7	81	87	821361	806824	<0.2	<0.2	3.1	2.6
						1.0	0.3	206	29.1		7.7		18.4		73.8		5.1		2.0		4		83				<0.2		3.3	
					Middle	4.1	0.6	54	28.8	28.9	7.8	7.8	20.5	21.2	73.0	72.8	5.0		3.0		7		85				<0.2		2.4	
						4.1	0.6	54	28.9		7.8		21.9		72.6		5.0		3.2		7		85				<0.2		2.3	
					Bottom	7.2	0.4	85	27.4	27.4	7.8	7.8	27.5	27.5	61.6	61.6	4.2	4.2	21.9		8		94				<0.2		2.3	
						7.2	0.4	87	27.4		7.8		27.5		61.6		4.2		21.9		9		96				<0.2		2.1	
27-Aug-16	Cloudy	Moderate	14:31	7.4	Surface	1.0	0.4	246	28.7	28.7	7.8	7.8	21.4	21.5	70.5	70.4	4.8	4.6	2.5	3.1	5	4	85	87	821364	806839	<0.2	<0.2	2.6	2.4
						1.0	0.4	246	28.7		7.8		21.6		70.3		4.8		2.6		4		85				<0.2		2.6	
					Middle	3.7	0.4	262	28.3	28.3	7.8	7.8	24.2	24.2	64.2	64.2	4.4		2.7		4		88				<0.2		2.1	
						3.7	0.4	270	28.3		7.8		24.2		64.1		4.4		2.8		4		90				<0.2		2.2	
					Bottom	6.4	0.3	175	28.1	28.1	7.8	7.8	24.9	25.0	63.4	63.5	4.3	4.3	4.0		5		88				<0.2		2.4	
						6.4	0.3	189	28.1		7.8		25.1		63.5		4.3		4.1		4		87				<0.2		2.6	
30-Aug-16	Cloudy	Moderate	16:59	7.5	Surface	1.0	0.6	226	28.0	28.0	7.8	7.8	24.0	24.0	64.4	64.4	4.4	4.4	5.6	9.4	10	11	89	92	821349	806819	<0.2	<0.2	2.3	2.3
						1.0	0.7	232	28.0		7.8		23.9		64.3		4.4		5.7		11		90				<0.2		2.2	
					Middle	3.8	0.5	246	27.6	27.6	7.8	7.8	26.3	26.3	63.1	63.1	4.3		8.9		12		98				<0.2		1.9	
						3.8	0.5	249	27.6		7.8		26.3		63.1		4.3		9.0		12		95				<0.2		2.0	
					Bottom	6.5	0.4	259	27.6	27.6	7.8	7.8	26.6	26.6	64.7	64.9	4.4	4.4	13.7		10		89				<0.2		2.9	
						6.5	0.4	264	27.6		7.8		26.6		65.1		4.4		13.6		10		92				<0.2		2.7	

DA: Depth-Averaged
Calm: Small or no wave; Moderate: Between calm and rough; Rough : White capped or rougher

Expansion of Hong Kong International Airport into a Three-Runway System
Baseline Water Quality Monitoring
Water Quality Monitoring Results at IM8 during Mid-Flood Tide

Date	Weather Condition	Sea Condition	Sampling Time	Water Depth (m)	Sampling Depth (m)		Current Speed (m/s)	Current Direction	Water Temperature (°C)		pH		Salinity (ppt)		DO Saturation (%)		Dissolved Oxygen (mg/L)		Turbidity(NTU)		Suspended Solids (mg/L)		Total Alkalinity (ppm)		Coordinate HK Grid (Northing)	Coordinate HK Grid (Easting)	Chromium (µg/L)		Nickel (µg/L)	
									Value	Average	Value	Average	Value	Average	Value	Average	Value	DA	Value	DA	Value	DA	Value	DA			Value	DA	Value	DA
4-Aug-16	Cloudy	Moderate	19:43	7.6	Surface	1.0	0.7	196	26.6	26.6	7.5	7.5	16.4	16.7	71.4	71.4	5.2	5.1	7.2	15.1	7	10	85	88	821712	807843	<0.2	<0.2	2.8	2.9
						1.0	0.7	214	26.6		7.5		16.9		71.4		5.2		7.2		8		86				<0.2		2.7	
					Middle	3.8	0.5	219	26.1	26.1	7.5	7.5	19.3	19.3	69.2	69.2	5.0		14.8		11		87				<0.2		3.1	
						3.8	0.5	222	26.1		7.5		19.3		69.3		5.0		15.0		11		89				<0.2		3.0	
					Bottom	6.6	0.5	231	25.9	25.9	7.5	7.5	21.0	21.0	71.0	71.0	5.1	5.1	23.2		10		90				<0.2		3.0	
						6.6	0.5	250	25.9		7.5		21.0		71.0		5.1		23.2		11		90				<0.2		3.0	
6-Aug-16	Sunny	Moderate	09:24	8.8	Surface	1.0	0.4	224	26.8	26.8	7.5	7.5	17.8	17.8	65.5	65.5	4.8	4.6	4.1	6.9	4	4	85	88	821685	807828	<0.2	<0.2	3.2	3.1
						1.0	0.4	239	26.8		7.5		17.8		65.5		4.7		4.0		3		83				<0.2		3.4	
					Middle	4.4	0.4	191	26.3	26.3	7.5	7.5	20.0	20.0	62.4	62.4	4.5		6.9		3		88				<0.2		3.3	
						4.4	0.4	195	26.3		7.5		20.0		62.4		4.5		7.1		4		90				<0.2		2.8	
					Bottom	7.8	0.3	212	26.1	26.1	7.5	7.5	21.6	21.6	63.9	63.9	4.6	4.6	9.7		4		91				<0.2		2.8	
						7.8	0.3	212	26.0		7.5		21.6		63.9		4.6		9.7		5		92				<0.2		3.2	
9-Aug-16	Fine	Moderate	10:54	8.6	Surface	1.0	0.3	232	27.7	27.7	7.7	7.7	17.3	17.3	79.8	79.8	5.7	5.5	2.2	4.9	4	4	84	89	821688	807820	<0.2	<0.2	3.3	2.9
						1.0	0.3	241	27.7		7.7		17.3		79.7		5.7		2.2		4		85				<0.2		3.4	
					Middle	4.3	0.3	225	27.3	27.3	7.7	7.7	19.2	19.2	74.8	74.8	5.3		2.7		4		89				<0.2		3.0	
						4.3	0.3	246	27.3		7.7		19.2		74.7		5.3		2.7		3		90				<0.2		3.2	
					Bottom	7.6	0.3	133	24.7	24.7	7.6	7.6	27.2	27.2	58.0	58.0	4.1	4.1	9.8		4		93				<0.2		2.2	
						7.6	0.3	141	24.7		7.6		27.2		58.0		4.1		9.8		4		92				<0.2		2.3	
11-Aug-16	Fine	Moderate	14:12	7.3	Surface	1.0	0.2	214	26.0	26.0	7.7	7.7	23.0	23.1	69.2	69.1	4.9	4.5	1.1	3.5	<2	4	85	88	821688	807857	<0.2	<0.2	2.8	1.9
						1.0	0.2	231	26.0		7.7		23.1		69.0		4.9		1.1		<2		87				<0.2		2.1	
					Middle	3.7	0.2	202	25.6	25.6	7.7	7.7	25.0	25.1	59.3	58.7	4.2		1.8		<2		85				<0.2		1.7	
						3.7	0.2	215	25.5		7.7		25.2		58.1		4.1		1.8		<2		89				<0.2		1.8	
					Bottom	6.3	0.3	142	23.5	23.5	7.6	7.6	30.3	30.4	41.8	42.4	3.0	3.1	7.7		8		90				<0.2		1.5	
						6.3	0.3	152	23.5		7.6		30.4		42.9		3.1		7.7		10		92				<0.2		1.7	
13-Aug-16	Fine	Moderate	15:41	7.8	Surface	1.0	0.3	211	26.7	26.7	7.8	7.8	19.0	18.9	80.0	79.8	5.8	5.0	2.3	2.9	4	4	82	86	821688	807849	<0.2	<0.2	2.9	2.6
						1.0	0.4	224	26.7		7.8		18.8		79.6		5.7		2.4		4		84				<0.2		2.8	
					Middle	3.9	0.3	214	25.6	25.6	7.7	7.7	23.1	23.1	59.5	59.2	4.3		1.9		4		83				<0.2		2.7	
						3.9	0.3	229	25.6		7.7		23.1		58.8		4.2		2.1		3		87				<0.2		2.6	
					Bottom	6.8	0.1	183	24.3	24.3	7.7	7.7	29.1	29.1	50.5	50.6	3.6	3.6	4.3		4		90				<0.2		2.2	
						6.8	0.1	188	24.3		7.7		29.0		50.7		3.6		4.3		4		87				<0.2		2.5	
16-Aug-16	Cloudy	Moderate	17:41	8.0	Surface	1.0	0.4	191	25.7	25.7	7.8	7.8	19.4	19.4	60.3	60.3	4.4	4.4	2.6	3.1	<2	3	84	89	821680	807838	<0.2	<0.2	2.6	2.7
						1.0	0.4	197	25.7		7.8		19.4		60.3		4.4		2.6		<2		86				<0.2		2.6	
					Middle	4.0	0.4	228	25.1	25.1	7.8	7.8	22.7	22.7	59.5	59.6	4.3		3.0		2		90				<0.2		3.2	
						4.0	0.4	241	25.1		7.8		22.7		59.6		4.3		3.0		3		90				<0.2		3.3	
					Bottom	7.0	0.3	246	25.1	25.1	7.8	7.8	23.1	23.1	61.9	62.0	4.5	4.5	3.7		4		91				<0.2		2.2	
						7.0	0.4	266	25.1		7.8		23.1		62.0		4.5		3.7		4		92				<0.2		2.1	
18-Aug-16	Cloudy	Rough	18:44	7.6	Surface	1.0	0.6	216	25.7	25.7	7.7	7.7	21.6	21.6	63.6	63.6	4.6	4.6	7.1	9.0	7	8	83	89	821704	807854	<0.2	<0.2	2.4	2.3
						1.0	0.6	231	25.7		7.7		21.6		63.5		4.6		7.1		7		82				<0.2		2.5	
					Middle	3.8	0.5	225	25.5	25.5	7.7	7.7	22.8	22.8	63.3	63.3	4.5		9.1		7		90				<0.2		2.4	
						3.8	0.5	229	25.5		7.7		22.8		63.3		4.6		9.2		6		91				<0.2		2.6	
					Bottom	6.6	0.4	234	25.4	25.4	7.7	7.7	24.0	24.0	64.8	64.8	4.6	4.6	10.8		10		93				<0.2		2.0	
						6.6	0.4	251	25.4		7.7		24.0		64.8		4.6		10.8		9		93				<0.2		1.8	
20-Aug-16	Moderate	Fine	07:50	8.8	Surface	1.0	0.4	288	26.3	26.3	7.6	7.6	19.2	19.2	67.0	67.0	4.8	4.9	3.0	4.5	2	3	87	90	821702	807820	<0.2	<0.2	2.1	3.3
						1.0	0.4	306	26.3		7.6		19.2		67.0		4.8		3.0		2		85				<0.2		3.7	
					Middle	4.4	0.5	302	26.1	26.1	7.6	7.6	20.9	20.9	68.0	68.0	4.9		4.7		3		91				<0.2		3.4	
						4.4	0.5	306	26.1		7.6		20.9		67.9		4.9		4.7		3		90				<0.2		3.8	
					Bottom	7.8	0.3	223	25.9	25.9	7.6	7.6	22.4	22.4	68.9	69.0	4.9	4.9	5.9		3		93				<0.2		3.4	
						7.8	0.3	237	25.9		7.6		22.4		69.0		4.9		5.9		3		93				<0.2		3.3	
23-Aug-16	Sunny	Moderate	10:22	8.3	Surface	1.0	0.4	178	27.3	27.3	7.6	7.6	17.6	17.6	70.4	70.4	5.1	5.1	3.2	3.8	4	4	83	89	821683	807826	<0.2	<0.2	3.4	3.1
						1.0	0.4	183	27.3		7.6		17.6		70.4		5.1		3.2		5		85				<0.2		3.1	
					Middle	4.2	1.0	195	27.0	27.0	7.7	7.7	18.5	18.5	69.6	69.6	5.0		3.9		4		89				<0.2		3.0	
						4.2	1.1	201	27.0		7.7		18.5		69.5		5.0		4.0		4		90				<0.2		3.0	
					Bottom	7.3	2.6	234	26.8	26.8	7.7	7.7	20.0	20.0	70.6	70.6	5.1	5.1	4.2		5		92				<0.2		3.0	
						7.3	2.8	255	26.8		7.7		20.0		70.6		5.1		4.2		4		92				<0.2		2.9	
25-Aug-16	Fine	Moderate	12:59	8.0	Surface	1.0	0.3	159	29.8	29.8	7.7	7.7	14.6	14.7	71.8	71.8	5.0	4.9	3.8	5.3	3	4	83	88	821683	807847	<0.2	<0.2	3.3	3.5
						1.0	0.4	171	29.8		7.7		14.7		71.7		5.0		3.8		4		83				<0.2		3.6	
					Middle	4.0	0.8	217	29.1	29.1	7.7	7.7	18.0	18.0	67.4	67.4	4.7		4.6		4		89				<0.2		3.8	
						4.0	0.8	235	29.1		7.7		18.0		67.3		4.7		4.7		3		90				<0.2		3.4	
					Bottom	7.0	0.5	231	28.3	28.3	7.8	7.8	22.4	22.4	64.5	64.6	4.4	4.5	7.5		3		91				<0.2		3.6	
						7.0	0.6	233	28.3		7.8		22.4		64.7		4.5		7.4		4		93				<0.2		3.5	
27-Aug-16	Cloudy	Moderate	15:03	7.6	Surface	1.0	0.4	199	29.8	29.8	7.8	7.8	16.6	16.6	84.2	84.2	5.8	5.4	4.6	4.4	4	4	83	88	821683	807819	<0.2	<0.2	2.6	2.9
						1.0	0.4	217	29.8		7.8		16.6		84.2		5.8		4.6		4		87				<0.2		2.1	
					Middle	3.8	0.3	212	29.1	29.1	7.8	7.8	20.1	20.1	72.5	72.5	5.0		4.1		3		89				<0.2		4.0	
						3.8	0.3	229	29.1		7.8		20.1		72.5		5.0		4.1		3		89				<0.2		3.6	
					Bottom	6.6	0.3	209	28.5	28.5	7.8	7.8	22.9	22.9	67.9	68.0	4.6	4.6	4.5		4		91				<0.2		2.4	
						6.6	0.3	209	28.5		7.8		22.9		68.0		4.6		4.5		4		91				<0.2		2.7	
30-Aug-16	Cloudy	Moderate	17:34	8.0	Surface	1.0	0.4	193	26.4	26.4	7.9	7.9	22.4	22.4	69.3	69.3	4.9	4.9	5.9	6.8	7	6	85	89	821685	807820	<0.2	<0.2	3.1	2.8
						1.0	0.5	197	26.4		7.9		22.4		69.3		4.9		5.9		6		85				<0.2		3.4	
					Middle	4.0	0.3	209	26.1	26.1	7.9	7.9	24.6	24.6	69.9	70.0	4.9		6.6		6		89				<0.2		2.9	
						4.0	0.3	215	26.1		7.9		24.6		70.0		4.9		6.7		6		89				<0.2		2.7	
					Bottom	7.0	0.3	217	26.0	26.0	7.9	7.9	25.5	25.5	73.2	73.3	5.1	5.2	7.7		6		91				<0.2		2.4	
						7.0	0.3	226	26.0		7.9		25.5		73.3		5.2		7.7		7		92				<0.2		2.2	

DA: Depth-Averaged
Calm: Small or no wave; Moderate: Between calm and rough; Rough : White capped or rougher

Expansion of Hong Kong International Airport into a Three-Runway System
Baseline Water Quality Monitoring
Water Quality Monitoring Results at IM9 during Mid-Flood Tide

Date	Weather Condition	Sea Condition	Sampling Time	Water Depth (m)	Sampling Depth (m)		Current Speed (m/s)	Current Direction	Water Temperature (°C)		pH		Salinity (ppt)		DO Saturation (%)		Dissolved Oxygen (mg/L)		Turbidity(NTU)		Suspended Solids (mg/L)		Total Alkalinity (ppm)		Coordinate HK Grid (Northing)	Coordinate HK Grid (Easting)	Chromium (µg/L)		Nickel (µg/L)	
									Value	Average	Value	Average	Value	Average	Value	Average	Value	DA	Value	DA	Value	DA	Value	DA			Value	DA	Value	DA
4-Aug-16	Cloudy	Moderate	19:54	6.6	Surface	1.0	0.4	233	26.3	26.3	7.5	7.5	19.3	19.3	70.9	70.9	5.1	5.1	9.8	15.5	10	11	85	88	822098	808792	<0.2	<0.2	5.5	4.9
						1.0	0.4	247	26.3		7.5		19.3		70.9		5.1		9.8		11		85				<0.2		5.4	
					Middle	3.3	0.4	251	26.1	26.1	7.5	7.5	20.3	20.3	71.0	71.0	5.1		12.2		11		89				<0.2		4.9	
						3.3	0.4	272	26.1		7.5		20.3		71.1		5.1		12.6		10		88				<0.2		4.2	
					Bottom	5.6	0.4	281	25.6	25.6	7.6	7.6	22.7	22.7	73.1	73.2	5.3	5.3	24.5		12		92				<0.2		4.6	
						5.6	0.4	293	25.6		7.6		22.7		73.3		5.3		24.4		12		91				<0.2		4.9	
6-Aug-16	Sunny	Moderate	09:13	7.7	Surface	1.0	0.3	225	26.8	26.8	7.5	7.5	17.9	17.9	66.4	66.4	4.8	4.7	4.2	6.5	3	4	84	89	822111	808811	<0.2	<0.2	4.2	4.1
						1.0	0.4	225	26.8		7.5		17.9		66.4		4.8		4.2		4		87				<0.2		4.4	
					Middle	3.9	0.4	276	26.5	26.5	7.5	7.5	19.4	19.4	64.1	64.1	4.6		4.6		5		88				<0.2		4.0	
						3.9	0.4	299	26.5		7.5		19.4		64.1		4.6		4.7		5		90				<0.2		3.9	
					Bottom	6.7	0.4	258	26.0	26.0	7.5	7.5	22.0	22.0	63.7	63.7	4.6	4.6	10.6		5		91				<0.2		4.0	
						6.7	0.4	282	26.0		7.5		22.0		63.7		4.6		10.6		4		93				<0.2		4.2	
9-Aug-16	Fine	Moderate	10:46	7.3	Surface	1.0	0.4	256	28.2	28.2	7.7	7.7	15.2	15.2	87.8	87.8	6.3	6.1	2.3	2.5	3	3	85	89	822104	808803	<0.2	<0.2	3.4	3.4
						1.0	0.4	264	28.2		7.7		15.2		87.8		6.3		2.4		3		85				<0.2		3.4	
					Middle	3.7	0.4	272	27.5	27.5	7.7	7.7	17.9	17.9	80.9	80.9	5.8		2.2		2		89				<0.2		3.3	
						3.7	0.4	286	27.5		7.7		17.9		80.8		5.8		2.2		2		89				<0.2		3.4	
					Bottom	6.3	0.3	240	26.6	26.6	7.7	7.7	22.1	22.1	71.7	71.7	5.1	5.1	2.8		3		91				<0.2		3.3	
						6.3	0.3	240	26.6		7.7		22.1		71.7		5.1		2.8		3		92				<0.2		3.5	
11-Aug-16	Fine	Moderate	14:01	7.2	Surface	1.0	0.1	159	26.5	26.5	7.7	7.7	18.5	18.5	82.1	82.0	5.9	5.4	0.7	2.9	<2	2	82	86	822088	808802	<0.2	<0.2	3.4	3.4
						1.0	0.1	174	26.5		7.7		18.5		81.8		5.9		0.7		<2		84				<0.2		3.4	
					Middle	3.6	0.1	146	26.0	26.0	7.7	7.7	22.9	22.9	69.2	69.1	4.9		1.0		<2		85				<0.2		3.3	
						3.6	0.1	146	26.0		7.7		22.9		68.9		4.9		1.1		<2		84				<0.2		3.4	
					Bottom	6.2	0.2	249	24.0	24.0	7.7	7.7	29.2	29.2	47.0	47.6	3.3	3.4	7.1		2		89				<0.2		3.3	
						6.2	0.3	255	24.0		7.7		29.2		48.2		3.4		6.7		2		90				<0.2		3.5	
13-Aug-16	Fine	Moderate	15:50	6.3	Surface	1.0	0.1	187	26.9	27.0	7.8	7.8	19.4	19.4	88.9	88.6	6.4	5.9	2.0	3.4	4	4	80	85	822097	808805	<0.2	<0.2	3.0	3.0
						1.0	0.1	190	27.0		7.8		19.4		88.3		6.3		2.0		4		82				<0.2		3.0	
					Middle	3.2	0.1	224	26.2	26.2	7.8	7.8	21.9	21.9	76.3	76.5	5.5		1.6		3		83				<0.2		2.8	
						3.2	0.2	229	26.2		7.8		21.9		76.7		5.5		1.7		4		84				<0.2		2.9	
					Bottom	5.3	0.1	165	25.6	25.6	7.8	7.8	23.7	23.7	64.3	64.1	4.6	4.6	6.2		4		88				<0.2		2.9	
						5.3	0.1	179	25.5		7.8		23.7		63.8		4.6		6.7		4		90				<0.2		3.2	
16-Aug-16	Cloudy	Moderate	17:50	6.7	Surface	1.0	0.3	238	25.8	25.8	7.8	7.8	19.2	19.2	72.5	72.4	5.3	5.2	2.3	3.7	2	3	85	90	822081	808791	<0.2	<0.2	3.0	2.8
						1.0	0.3	245	25.8		7.8		19.2		72.3		5.3		2.3		2		86				<0.2		2.6	
					Middle	3.4	0.4	281	25.4	25.4	7.8	7.8	21.9	21.9	69.3	69.3	5.0		3.0		3		89				<0.2		2.7	
						3.4	0.4	285	25.4		7.8		21.9		69.3		5.0		2.8		4		90				<0.2		2.5	
					Bottom	5.7	0.4	262	24.8	24.8	7.8	7.8	24.8	24.8	67.1	67.1	4.8	4.8	6.0		4		93				<0.2		3.2	
						5.7	0.4	268	24.8		7.8		24.8		67.1		4.8		6.0		4		94				<0.2		2.6	
18-Aug-16	Cloudy	Rough	18:55	7.1	Surface	1.0	0.4	243	25.8	25.8	7.7	7.7	22.1	22.1	72.5	72.5	5.2	5.2	5.1	7.4	6	7	84	89	822110	808796	<0.2	<0.2	2.6	2.4
						1.0	0.5	267	25.8		7.7		22.1		72.5		5.2		5.1		5		85				<0.2		2.5	
					Middle	3.6	0.5	257	25.6	25.6	7.7	7.7	23.1	23.1	70.9	71.0	5.1		6.4		7		89				<0.2		2.2	
						3.6	0.5	273	25.6		7.7		23.1		71.0		5.1		6.4		6		89				<0.2		2.4	
					Bottom	6.1	0.5	245	25.3	25.3	7.7	7.7	24.7	24.7	72.8	72.8	5.2	5.2	10.6		9		92				<0.2		2.2	
						6.1	0.5	247	25.3		7.7		24.7		72.8		5.2		10.6		8		93				<0.2		2.3	
20-Aug-16	Moderate	Fine	07:41	7.8	Surface	1.0	0.4	247	26.3	26.3	7.6	7.6	19.1	19.1	69.0	69.0	5.0	5.0	4.4	10.4	3	3	83	89	822112	808823	<0.2	<0.2	3.9	3.6
						1.0	0.4	255	26.3		7.6		19.1		69.0		5.0		4.5		2		85				<0.2		3.7	
					Middle	3.9	0.5	278	26.1	26.1	7.6	7.6	21.0	21.0	69.2	69.3	5.0		7.2		2		89				<0.2		3.4	
						3.9	0.5	288	26.1		7.6		21.0		69.3		5.0		7.3		4		89				<0.2		3.4	
					Bottom	6.8	0.5	290	25.9	25.9	7.7	7.7	22.4	22.4	69.2	69.2	5.0	5.0	19.4		4		93				<0.2		3.6	
						6.8	0.5	301	25.9		7.7		22.4		69.2		5.0		19.4		3		93				<0.2		3.7	
23-Aug-16	Sunny	Moderate	10:13	7.5	Surface	1.0	0.4	266	27.7	27.7	7.6	7.6	16.1	16.1	71.5	71.5	5.2	5.1	3.5	7.3	4	4	83	89	822097	808809	<0.2	<0.2	3.6	3.2
						1.0	0.4	277	27.7		7.6		16.1		71.5		5.2		3.5		4		85				<0.2		3.6	
					Middle	3.8	0.9	252	26.9	26.9	7.7	7.7	19.6	19.6	69.3	69.3	5.0		6.2		4		91				<0.2		2.9	
						3.8	0.9	265	26.9		7.7		19.6		69.3		5.0		6.3		4		90				<0.2		3.1	
					Bottom	6.5	0.7	268	26.7	26.7	7.7	7.7	21.4	21.4	68.7	68.7	4.9	4.9	12.1		5		93				<0.2		3.1	
						6.5	0.7	283	26.7		7.7		21.4		68.7		4.9		12.1		5		93				<0.2		2.7	
25-Aug-16	Fine	Moderate	12:50	7.3	Surface	1.0	0.4	174	29.9	29.9	7.7	7.7	16.3	16.3	74.7	74.7	5.2	5.0	3.4	5.6	5	5	83	89	822113	808809	<0.2	<0.2	3.8	3.6
						1.0	0.4	185	29.9		7.7		16.3		74.6		5.2		3.5		4		85				<0.2		3.5	
					Middle	3.7	0.9	244	29.2	29.3	7.8	7.8	18.8	18.8	69.3	69.3	4.8		4.8		6		90				<0.2		3.6	
						3.7	1.0	267	29.3		7.8		18.8		69.2		4.8		4.8		6		90				<0.2		3.6	
					Bottom	6.3	0.8	252	28.4	28.4	7.8	7.8	21.9	21.9	63.9	63.9	4.4	4.4	8.6		5		93				<0.2		3.6	
						6.3	0.8	262	28.4		7.8		21.9		63.9		4.4		8.6		6		92				<0.2		3.6	
27-Aug-16	Cloudy	Moderate	15:12	7.0	Surface	1.0	0.3	198	29.8	29.8	7.9	7.9	18.1	18.1	93.7	93.7	6.4	6.2	4.0	4.7	3	4	82	88	822083	808811	<0.2	<0.2	3.3	2.8
						1.0	0.4	205	29.8		7.9		18.1		93.6		6.4		4.1		4		83				<0.2		3.1	
					Middle	3.5	0.3	224	29.4	29.4	7.9	7.9	19.4	19.4	87.1	87.1	6.0		3.9		3		89				<0.2		2.9	
						3.5	0.4	234	29.4		7.9		19.4		87.0		6.0		3.9		4		90				<0.2		2.8	
					Bottom	6.0	0.3	243	28.3	28.3	7.8	7.8	23.7	23.7	64.3	64.3	4.4	4.4	6.1		6		91				<0.2		2.4	
						6.0	0.3	254	28.3		7.8		23.7		64.3		4.4		6.1		5		91				<0.2		2.0	
30-Aug-16	Cloudy	Moderate	17:43	6.8	Surface	1.0	0.3	217	26.4	26.4	7.9	7.9	23.1	23.1	72.9	72.9	5.2	5.2	7.0	11.6	7	7	83	89	822101	808828	<0.2	<0.2	2.9	2.6
						1.0	0.3	234	26.4		7.9		23.1		72.9		5.2		7.0		5		85				<0.2		2.8	
					Middle	3.4	0.4	282	26.2	26.2	8.0	8.0	24.3	24.3	72.8	72.8	5.1		9.4		7		91				<0.2		2.7	
						3.4	0.4	286	26.2		8.0		24.2		72.8		5.1		9.6		6		90				<0.2		2.4	
					Bottom	5.8	0.4	283	26.0	26.0	8.0	8.0	25.7	25.7	73.4	73.4	5.2	5.2	18.2		9		92				<0.2		2.4	
						5.8	0.4	310	26.0		8.0		25.7		73.4		5.2		18.3		8		91				<0.2		2.3	

DA: Depth-Averaged
Calm: Small or no wave; Moderate: Between calm and rough; Rough : White capped or rougher

Expansion of Hong Kong International Airport into a Three-Runway System
Baseline Water Quality Monitoring
Water Quality Monitoring Results at IM10 during Mid-Flood Tide

Date	Weather Condition	Sea Condition	Sampling Time	Water Depth (m)	Sampling Depth (m)		Current Speed (m/s)	Current Direction	Water Temperature (°C)		pH		Salinity (ppt)		DO Saturation (%)		Dissolved Oxygen (mg/L)		Turbidity(NTU)		Suspended Solids (mg/L)		Total Alkalinity (ppm)		Coordinate HK Grid (Northing)	Coordinate HK Grid (Easting)	Chromium (µg/L)		Nickel (µg/L)	
									Value	Average	Value	Average	Value	Average	Value	Average	Value	DA	Value	DA	Value	DA	Value	DA			Value	DA	Value	DA
4-Aug-16	Cloudy	Moderate	20:06	7.3	Surface	1.0	0.4	259	26.1	26.1	7.5	7.5	20.0	20.0	71.6	71.6	5.2	5.2	8.6	17.1	8	15	83	88	822256	809845	<0.2	<0.2	3.7	3.4
						1.0	0.5	281	26.1		7.5		20.0		71.6		5.2		8.6		9		84				<0.2		3.5	
					Middle	3.7	0.5	283	25.9	25.9	7.5	7.5	20.8	20.8	71.6	71.5	5.2		11.6		8		89				<0.2		3.4	
						3.7	0.6	296	25.9		7.5		20.8		71.5		5.2		11.7		7		90				<0.2		3.1	
					Bottom	6.3	0.4	266	25.6	25.6	7.6	7.6	22.4	22.4	71.3	71.3	5.1	5.1	31.1		30		92				<0.2		3.2	
						6.3	0.4	266	25.6		7.6		22.4		71.3		5.1		31.1		30		92				<0.2		3.4	
6-Aug-16	Sunny	Moderate	09:01	8.7	Surface	1.0	0.5	283	26.7	26.7	7.5	7.5	18.5	18.5	68.1	68.1	4.9	4.8	4.2	15.7	5	15	83	88	822229	809839	<0.2	<0.2	3.6	3.3
						1.0	0.5	285	26.7		7.5		18.5		68.1		4.9		4.3		3		85				<0.2		3.8	
					Middle	4.4	0.4	276	26.0	26.0	7.5	7.5	22.2	22.2	63.6	63.7	4.6		17.0		18		89				<0.2		3.1	
						4.4	0.4	276	26.0		7.5		22.2		63.7		4.6		17.1		18		89				<0.2		3.3	
					Bottom	7.7	0.5	267	26.0	26.0	7.5	7.5	22.3	22.3	67.2	67.2	4.8	4.8	25.9		23		91				<0.2		3.1	
						7.7	0.5	271	26.0		7.5		22.3		67.2		4.8		25.9		23		92				<0.2		3.0	
9-Aug-16	Fine	Moderate	10:37	8.2	Surface	1.0	0.4	248	28.0	28.0	7.8	7.8	16.3	16.3	88.2	88.2	6.3	6.1	2.3	6.4	2	6	85	89	822236	809840	<0.2	<0.2	2.8	3.0
						1.0	0.4	251	28.0		7.8		16.3		88.2		6.3		2.3		2		84				<0.2		2.8	
					Middle	4.1	0.5	280	27.4	27.4	7.7	7.7	18.9	18.9	81.6	81.6	5.8		2.6		2		90				<0.2		3.1	
						4.1	0.5	301	27.4		7.7		18.9		81.5		5.8		2.7		3		90				<0.2		2.9	
					Bottom	7.2	0.4	273	26.0	26.0	7.6	7.6	24.1	24.1	68.7	68.7	4.9	4.9	14.1		13		92				<0.2		3.0	
						7.2	0.5	281	26.0		7.6		24.1		68.7		4.9		14.1		13		93				<0.2		3.3	
11-Aug-16	Fine	Moderate	13:49	6.9	Surface	1.0	0.2	274	26.5	26.5	7.8	7.8	18.5	18.5	84.0	83.7	6.1	5.5	0.9	2.7	2	2	80	85	822222	809841	<0.2	<0.2	2.8	3.0
						1.0	0.2	289	26.5		7.8		18.5		83.3		6.0		0.9		2		82				<0.2		2.8	
					Middle	3.5	0.3	298	25.9	25.9	7.7	7.7	22.8	22.9	69.2	69.0	4.9		1.1		2		85				<0.2		3.1	
						3.5	0.3	306	25.9		7.7		22.9		68.7		4.9		1.1		3		86				<0.2		2.9	
					Bottom	5.9	0.3	313	24.1	24.1	7.7	7.7	28.9	28.9	45.3	45.6	3.2	3.3	6.1		2		87				<0.2		3.0	
						5.9	0.3	337	24.1		7.7		28.9		45.8		3.3		6.3		3		88				<0.2		3.3	
13-Aug-16	Fine	Moderate	15:57	6.8	Surface	1.0	0.2	124	26.9	27.0	7.9	7.9	19.2	19.2	87.3	86.5	6.3	5.1	1.6	3.2	2	3	84	87	822241	809845	<0.2	<0.2	3.2	3.3
						1.0	0.3	129	27.0		7.9		19.1		85.6		6.1		1.6		2		86				<0.2		3.3	
					Middle	3.4	0.2	204	24.8	24.8	7.8	7.8	26.5	26.5	55.3	55.2	3.9		2.0		3		85				<0.2		3.3	
						3.4	0.2	216	24.8		7.8		26.5		55.0		3.9		2.1		2		88				<0.2		3.1	
					Bottom	5.8	0.4	300	24.0	24.1	7.7	7.7	29.1	29.1	49.3	50.1	3.5	3.6	6.0		3		90				<0.2		3.3	
						5.8	0.4	313	24.1		7.7		29.0		50.9		3.6		5.8		3		91				<0.2		3.3	
16-Aug-16	Cloudy	Moderate	18:00	7.3	Surface	1.0	0.6	285	25.3	25.3	7.9	7.9	22.5	22.5	70.0	70.0	5.1	4.9	2.6	9.0	3	3	85	89	822230	809854	<0.2	<0.2	2.4	3.1
						1.0	0.6	290	25.3		7.9		22.5		69.9		5.1		2.7		3		83				<0.2		3.2	
					Middle	3.7	0.6	284	24.9	24.9	7.9	7.9	23.8	23.8	63.7	63.7	4.6		5.7		2		91				<0.2		2.2	
						3.7	0.6	293	24.9		7.9		23.8		63.7		4.6		5.9		3		90				<0.2		3.2	
					Bottom	6.3	0.5	299	24.7	24.7	7.9	7.9	25.0	25.0	61.0	61.0	4.4	4.4	18.4		4		93				<0.2		3.5	
						6.3	0.5	312	24.7		7.9		25.0		61.0		4.4		18.4		5		92				<0.2		4.0	
18-Aug-16	Cloudy	Rough	19:07	6.3	Surface	1.0	0.8	276	25.3	25.3	7.8	7.8	24.8	24.8	73.9	73.9	5.3	5.2	4.5	7.0	4	4	83	89	822237	809819	<0.2	<0.2	2.4	2.5
						1.0	0.8	300	25.3		7.8		24.8		73.8		5.3		4.6		4		85				<0.2		2.4	
					Middle	3.2	0.7	275	25.3	25.3	7.8	7.8	24.9	24.9	71.7	71.7	5.1		6.7		3		90				<0.2		3.1	
						3.2	0.8	300	25.3		7.8		24.9		71.6		5.1		6.8		3		89				<0.2		2.4	
					Bottom	5.3	0.6	271	25.1	25.1	7.8	7.8	25.4	25.4	71.9	71.9	5.1	5.1	9.7		4		92				<0.2		2.4	
						5.3	0.6	281	25.1		7.8		25.4		71.9		5.1		9.7		4		93				<0.2		2.5	
20-Aug-16	Moderate	Fine	07:34	7.6	Surface	1.0	0.7	299	26.1	26.1	7.6	7.6	21.3	21.3	69.3	69.3	5.0	5.0	4.9	21.8	3	8	85	90	822226	809832	<0.2	<0.2	3.1	3.2
						1.0	0.7	313	26.1		7.6		21.3		69.3		5.0		5.0		3		88				<0.2		3.3	
					Middle	3.8	0.6	303	25.8	25.8	7.7	7.7	23.5	23.5	70.2	70.2	5.0		19.6		8		90				<0.2		3.5	
						3.8	0.6	321	25.8		7.7		23.5		70.2		5.0		19.7		8		91				<0.2		3.4	
					Bottom	6.6	0.5	299	25.7	25.7	7.7	7.7	23.8	23.8	72.1	72.2	5.1	5.1	40.6		12		92				<0.2		3.1	
						6.6	0.5	306	25.7		7.7		23.8		72.2		5.1		40.8		11		93				<0.2		3.0	
23-Aug-16	Sunny	Moderate	10:06	7.0	Surface	1.0	0.6	290	27.1	27.1	7.7	7.7	19.2	19.2	70.6	70.6	5.1	4.9	5.5	14.6	4	7	85	89	822247	809835	<0.2	<0.2	3.0	2.5
						1.0	0.7	300	27.1		7.7		19.2		70.6		5.0		5.6		3		84				<0.2		2.4	
					Middle	3.5	0.6	290	26.7	26.7	7.7	7.7	21.9	21.9	67.3	67.3	4.8		15.9		7		90				<0.2		2.6	
						3.5	0.6	301	26.7		7.7		21.9		67.3		4.8		15.9		5		89				<0.2		2.6	
					Bottom	6.0	0.6	289	26.7	26.7	7.7	7.7	21.9	21.9	68.7	68.7	4.9	4.9	22.2		11		92				<0.2		2.3	
						6.0	0.6	297	26.7		7.7		21.9		68.7		4.9		22.2		12		92				<0.2		2.1	
25-Aug-16	Fine	Moderate	12:41	8.0	Surface	1.0	0.3	181	29.7	29.7	7.8	7.8	17.9	17.9	74.1	74.1	5.1	5.0	3.3	9.2	2	5	84	90	822234	809823	<0.2	<0.2	3.2	3.4
						1.0	0.3	190	29.7		7.8		17.9		74.0		5.1		3.3		<2		83				<0.2		3.4	
					Middle	4.0	0.5	261	29.1	29.1	7.8	7.8	19.4	19.4	69.2	69.2	4.8		6.2		2		92				<0.2		3.5	
						4.0	0.5	278	29.1		7.8		19.4		69.1		4.8		6.3		<2		92				<0.2		3.5	
					Bottom	7.0	0.4	267	28.1	28.1	7.8	7.8	23.6	23.6	62.8	62.9	4.3	4.3	18.1		12		93				<0.2		3.4	
						7.0	0.4	274	28.1		7.8		23.6		62.9		4.3		18.2		12		94				<0.2		3.3	
27-Aug-16	Cloudy	Moderate	15:19	6.9	Surface	1.0	0.4	217	29.8	29.8	8.0	8.0	19.0	19.0	103.4	103.4	7.1	5.8	3.3	11.9	3	5	83	89	822231	809822	<0.2	<0.2	3.1	2.9
						1.0	0.4	230	29.8		8.0		19.0		103.3		7.1		3.3		2		85				<0.2		3.0	
					Middle	3.5	0.4	247	28.7	28.7	7.9	7.9	22.2	22.2	65.5	65.6	4.5		10.5		2		90				<0.2		3.0	
						3.5	0.4	264	28.7		7.9		22.1		65.6		4.5		10.5		4		91				<0.2		3.2	
					Bottom	5.9	0.4	279	28.0	28.0	7.8	7.8	25.2	25.2	63.9	63.9	4.3	4.3	21.8		8		93				<0.2		2.6	
						5.9	0.4	287	28.0		7.8		25.2		63.9		4.3		21.8		8		92				<0.2		2.5	
30-Aug-16	Cloudy	Moderate	17:51	7.2	Surface	1.0	0.6	286	26.2	26.2	8.0	8.0	25.4	25.4	75.8	75.8	5.3	5.3	8.6	15.5	4	7	85	89	822242	809851	<0.2	<0.2	2.4	2.4
						1.0	0.6	299	26.2		8.0		25.4		75.8		5.3		8.7		4		83				<0.2		2.7	
					Middle	3.6	0.5	304	26.1	26.1	8.0	8.0	26.0	26.0	74.3	74.3	5.2		15.3		6		90				<0.2		2.4	
						3.6	0.5	322	26.1		8.0		26.0		74.2		5.2		15.4		6		90				<0.2		2.6	
					Bottom	6.2	0.4	264	25.9	25.9	8.0	8.0	26.5	26.5	74.4	74.4	5.2	5.2	22.3		10		91				<0.2		2.0	
						6.2	0.4	277	25.9		8.0		26.5		74.4		5.2		22.5		10		93				<0.2		2.1	

DA: Depth-Averaged
Calm: Small or no wave; Moderate: Between calm and rough; Rough : White capped or rougher

Expansion of Hong Kong International Airport into a Three-Runway System
Baseline Water Quality Monitoring
Water Quality Monitoring Results at IM11 during Mid-Flood Tide

Date	Weather Condition	Sea Condition	Sampling Time	Water Depth (m)	Sampling Depth (m)		Current Speed (m/s)	Current Direction	Water Temperature (°C)		pH		Salinity (ppt)		DO Saturation (%)		Dissolved Oxygen (mg/L)		Turbidity(NTU)		Suspended Solids (mg/L)		Total Alkalinity (ppm)		Coordinate HK Grid (Northing)	Coordinate HK Grid (Easting)	Chromium (µg/L)		Nickel (µg/L)	
									Value	Average	Value	Average	Value	Average	Value	Average	Value	DA	Value	DA	Value	DA	Value	DA			Value	DA	Value	DA
4-Aug-16	Cloudy	Moderate	20:15	7.3	Surface	1.0	0.5	290	26.2	26.2	7.5	7.6	19.2	19.2	78.7	78.7	5.7	5.6	5.5	19.4	6	14	85	89	821501	810559	<0.2	<0.2	4.0	3.3
						1.0	0.6	303	26.2		7.6		19.2		78.7		5.7		5.5		5		85				<0.2		3.4	
					Middle	3.7	0.6	290	25.9	25.9	7.6	7.6	21.4	21.4	77.2	77.1	5.5		11.0		6		89				<0.2		3.8	
						3.7	0.6	292	25.9		7.6		21.4		77.1		5.5		11.3		5		89				<0.2		3.4	
					Bottom	6.3	0.5	273	25.6	25.6	7.6	7.6	22.6	22.6	75.4	75.4	5.4	5.4	41.7		30		91				<0.2		2.6	
						6.3	0.5	289	25.6		7.6		22.6		75.5		5.4		41.6		30		92				<0.2		2.4	
6-Aug-16	Sunny	Moderate	08:52	8.7	Surface	1.0	0.5	271	26.6	26.6	7.5	7.5	19.1	19.1	66.4	66.4	4.8	4.7	5.0	14.0	2	9	85	89	821492	810526	<0.2	<0.2	3.6	3.2
						1.0	0.6	275	26.6		7.5		19.1		66.3		4.8		5.1		3		86				<0.2		3.5	
					Middle	4.4	0.6	293	26.2	26.2	7.5	7.5	21.4	21.4	64.9	64.9	4.6		10.9		3		90				<0.2		3.3	
						4.4	0.6	293	26.2		7.5		21.3		64.9		4.6		11.2		3		89				<0.2		3.6	
					Bottom	7.7	0.6	291	25.5	25.5	7.5	7.5	24.3	24.3	65.4	65.4	4.7	4.7	25.9		21		92				<0.2		2.7	
						7.7	0.6	291	25.5		7.5		24.3		65.4		4.7		25.9		22		91				<0.2		2.7	
9-Aug-16	Fine	Moderate	10:28	8.2	Surface	1.0	0.3	212	28.1	28.1	7.8	7.8	16.1	16.1	89.7	89.7	6.4	6.2	1.9	5.0	<2	4	85	90	821490	810555	<0.2	<0.2	3.2	3.1
						1.0	0.3	212	28.1		7.8		16.1		89.6		6.4		1.9		<2		86				<0.2		3.3	
					Middle	4.1	0.3	240	27.2	27.3	7.7	7.7	20.0	20.0	83.3	83.3	5.9		3.2		<2		90				<0.2		3.0	
						4.1	0.3	246	27.3		7.7		20.0		83.3		5.9		3.2		<2		90				<0.2		3.2	
					Bottom	7.2	0.4	249	26.5	26.5	7.7	7.7	22.1	22.1	75.5	75.5	5.4	5.4	9.8		9		94				<0.2		2.9	
						7.2	0.4	271	26.5		7.7		22.1		75.5		5.4		9.8		9		93				<0.2		2.8	
11-Aug-16	Fine	Moderate	13:40	7.3	Surface	1.0	0.2	279	26.5	26.5	7.7	7.8	20.8	20.8	78.4	78.2	5.6	4.7	0.8	3.1	<2	3	82	87	821493	810537	<0.2	<0.2	3.2	3.1
						1.0	0.2	290	26.5		7.8		20.8		78.0		5.6		0.8		<2		84				<0.2		3.3	
					Middle	3.7	0.2	282	25.0	25.0	7.7	7.7	27.1	27.1	54.5	54.4	3.9		2.5		<2		85				<0.2		3.0	
						3.7	0.2	299	25.0		7.7		27.0		54.3		3.8		2.5		<2		87				<0.2		3.2	
					Bottom	6.3	0.3	309	24.3	24.3	7.7	7.7	28.7	28.7	46.9	47.2	3.3	3.4	5.7		5		89				<0.2		2.9	
						6.3	0.3	332	24.3		7.7		28.7		47.4		3.4		6.0		5		92				<0.2		2.8	
13-Aug-16	Fine	Moderate	16:08	7.2	Surface	1.0	0.2	230	26.5	26.5	7.8	7.8	19.6	19.6	82.3	82.1	5.9	5.6	1.5	2.0	3	3	83	85	821487	810532	<0.2	<0.2	3.6	3.1
						1.0	0.2	232	26.5		7.8		19.5		81.8		5.9		1.5		4		82				<0.2		3.5	
					Middle	3.6	0.5	285	25.6	25.6	7.8	7.8	24.0	24.0	73.4	73.2	5.2		1.5		3		83				<0.2		3.4	
						3.6	0.5	312	25.6		7.8		24.0		72.9		5.2		1.5		3		86				<0.2		3.1	
					Bottom	6.2	0.3	298	24.3	24.3	7.8	7.8	28.5	28.6	55.3	56.1	3.9	4.0	3.1		2		87				<0.2		2.5	
						6.2	0.3	311	24.3		7.8		28.6		56.8		4.0		3.1		3		89				<0.2		2.5	
16-Aug-16	Cloudy	Moderate	18:10	8.3	Surface	1.0	0.6	280	25.0	25.0	7.9	7.9	24.0	24.0	69.6	69.5	5.0	4.8	4.7	11.8	3	11	85	89	821490	810555	<0.2	<0.2	2.3	3.3
						1.0	0.6	303	25.0		7.9		24.0		69.4		5.0		4.7		3		84				<0.2		2.0	
					Middle	4.2	0.5	277	24.6	24.6	7.9	7.9	25.5	25.5	62.1	62.1	4.5		12.7		9		90				<0.2		3.7	
						4.2	0.5	293	24.6		7.9		25.5		62.1		4.5		12.2		9		90				<0.2		3.8	
					Bottom	7.3	0.4	276	24.5	24.5	7.9	7.9	25.8	25.8	59.2	59.2	4.3	4.3	18.5		20		93				<0.2		3.4	
						7.3	0.4	302	24.5		7.9		25.8		59.2		4.3		18.2		20		92				<0.2		4.3	
18-Aug-16	Cloudy	Rough	19:16	7.8	Surface	1.0	0.8	285	25.2	25.2	7.8	7.8	25.5	25.5	78.3	78.3	5.6	5.6	5.8	11.5	4	6	84	89	821514	810556	<0.2	<0.2	1.8	2.1
						1.0	0.9	298	25.2		7.8		25.5		78.2		5.6		6.0		4		85				<0.2		2.0	
					Middle	3.9	0.7	287	25.2	25.2	7.8	7.8	25.6	25.6	77.1	77.1	5.5		10.9		5		89				<0.2		2.0	
						3.9	0.8	301	25.2		7.8		25.6		77.0		5.5		11.2		5		90				<0.2		1.9	
					Bottom	6.8	0.6	279	25.1	25.1	7.8	7.8	25.9	25.9	77.0	77.0	5.5	5.5	17.4		11		93				<0.2		2.4	
						6.8	0.6	280	25.1		7.8		25.9		77.0		5.5		17.4		9		92				<0.2		2.4	
20-Aug-16	Moderate	Fine	07:26	8.8	Surface	1.0	0.7	271	25.9	25.9	7.7	7.7	22.4	22.4	70.2	70.2	5.0	5.1	3.6	15.2	2	7	83	89	821520	810532	<0.2	<0.2	3.1	2.9
						1.0	0.8	297	25.9		7.7		22.4		70.2		5.0		3.7		2		83				<0.2		3.0	
					Middle	4.4	0.7	267	25.8	25.8	7.7	7.7	22.9	22.9	70.7	70.7	5.1		5.5		4		91				<0.2		2.9	
						4.4	0.7	288	25.8		7.7		22.9		70.7		5.1		5.6		3		90				<0.2		3.0	
					Bottom	7.8	0.7	277	25.5	25.5	7.7	7.7	25.2	25.2	72.0	72.0	5.1	5.1	36.3		15		93				<0.2		2.4	
						7.8	0.7	292	25.4		7.7		25.2		72.0		5.1		36.6		14		93				<0.2		2.8	
23-Aug-16	Sunny	Moderate	09:59	8.2	Surface	1.0	0.6	281	27.0	27.0	7.7	7.7	19.6	19.6	72.6	72.6	5.2	5.2	4.4	12.8	4	4	85	90	821490	810542	<0.2	<0.2	2.5	2.5
						1.0	0.7	289	27.0		7.7		19.6		72.6		5.2		4.4		4		86				<0.2		2.2	
					Middle	4.1	0.7	274	26.7	26.7	7.8	7.8	21.9	22.0	71.3	71.3	5.1		7.4		5		89				<0.2		2.6	
						4.1	0.7	277	26.7		7.8		22.0		71.2		5.1		7.6		4		91				<0.2		2.4	
					Bottom	7.2	0.6	280	26.4	26.4	7.8	7.8	24.1	24.1	69.2	69.2	4.9	4.9	26.5		5		93				<0.2		2.7	
						7.2	0.6	282	26.4		7.8		24.1		69.2		4.9		26.5		4		93				<0.2		2.5	
25-Aug-16	Fine	Moderate	12:32	7.3	Surface	1.0	0.5	274	28.9	28.9	7.8	7.8	20.9	20.9	68.3	68.2	4.7	4.5	6.5	13.6	2	10	85	89	821496	810544	<0.2	<0.2	3.2	2.9
						1.0	0.5	295	28.9		7.8		20.8		68.1		4.7		6.6		2		83				<0.2		3.2	
					Middle	3.7	0.3	246	28.2	28.2	7.8	7.8	23.4	23.4	62.1	62.1	4.3		13.1		6		89				<0.2		2.9	
						3.7	0.3	268	28.2		7.8		23.4		62.1		4.3		13.2		6		91				<0.2		3.1	
					Bottom	6.3	0.4	215	28.1	28.1	7.8	7.8	23.9	23.9	61.4	61.4	4.2	4.2	21.1		22		91				<0.2		2.4	
						6.3	0.4	236	28.1		7.8		23.9		61.4		4.2		21.1		22		93				<0.2		2.5	
27-Aug-16	Cloudy	Moderate	15:28	8.0	Surface	1.0	0.4	257	29.5	29.5	8.0	8.0	19.9	19.9	100.9	100.9	6.9	6.0	4.0	9.1	3	6	83	89	821506	810553	<0.2	<0.2	3.0	2.6
						1.0	0.4	257	29.5		8.0		19.9		100.9		6.9		4.0		3		85				<0.2		2.8	
					Middle	4.0	0.4	267	28.3	28.4	7.9	7.9	24.2	24.6	74.4	74.5	5.1		9.4		3		90				<0.2		2.9	
						4.0	0.4	282	28.4		7.9		24.9		74.6		5.1		9.4		3		90				<0.2		2.8	
					Bottom	7.0	0.3	226	27.9	27.9	7.9	7.9	26.0	26.0	64.1	64.1	4.4	4.4	13.8		11		92				<0.2		2.2	
						7.0	0.3	244	27.9		7.9		26.0		64.1		4.4		13.8		10		93				<0.2		2.1	
30-Aug-16	Cloudy	Moderate	18:01	8.7	Surface	1.0	0.5	283	26.3	26.3	8.0	8.0	25.5	25.5	78.9	78.9	5.5	5.4	6.7	18.3	6	8	84	89	821518	810543	<0.2	<0.2	2.5	2.3
						1.0	0.5	307	26.3		8.0		25.5		78.9		5.5		6.7		5		86				<0.2		2.5	
					Middle	4.4	0.5	271	26.0	26.0	8.1	8.1	26.7	26.7	76.3	76.3	5.3		12.5		7		90				<0.2		2.1	
						4.4	0.5	291	26.0		8.1		26.7		76.3		5.3		12.7		8		89				<0.2		2.3	
					Bottom	7.7	0.4	287	25.8	25.8	8.1	8.1	27.4	27.4	76.7	76.7	5.4	5.4	35.6		12		93				<0.2		2.3	
						7.7	0.4	292	25.8		8.1		27.4		76.7		5.4		35.6		11		92				<0.2		2.3	

DA: Depth-Averaged
Calm: Small or no wave; Moderate: Between calm and rough; Rough : White capped or rougher

Expansion of Hong Kong International Airport into a Three-Runway System
Baseline Water Quality Monitoring
Water Quality Monitoring Results at IM12 during Mid-Flood Tide

Date	Weather Condition	Sea Condition	Sampling Time	Water Depth (m)	Sampling Depth (m)		Current Speed (m/s)	Current Direction	Water Temperature (°C)		pH		Salinity (ppt)		DO Saturation (%)		Dissolved Oxygen (mg/L)		Turbidity(NTU)		Suspended Solids (mg/L)		Total Alkalinity (ppm)		Coordinate HK Grid (Northing)	Coordinate HK Grid (Easting)	Chromium (µg/L)		Nickel (µg/L)	
									Value	Average	Value	Average	Value	Average	Value	Average	Value	DA	Value	DA	Value	DA	Value	DA			Value	DA	Value	DA
4-Aug-16	Cloudy	Moderate	20:26	7.7	Surface	1.0	0.7	285	25.9	25.9	7.6	7.6	21.6	21.6	78.4	78.4	5.6	5.6	6.6	22.4	4	28	86	89	821156	811513	<0.2	<0.2	3.0	3.0
						1.0	0.7	286	25.9		7.6		21.6		78.4		5.6		6.6		5		87				<0.2		3.1	
					Middle	3.9	0.8	280	25.5	25.5	7.6	7.6	23.1	23.1	77.4	77.4	5.5		11.3		38		90				<0.2		3.2	
						3.9	0.9	294	25.5		7.6		23.1		77.4		5.5		11.3		37		89				<0.2		3.0	
					Bottom	6.7	0.6	278	25.2	25.2	7.6	7.6	24.5	24.5	77.3	77.3	5.5	5.5	49.3		41		93				<0.2		2.7	
						6.7	0.7	284	25.2		7.6		24.5		77.3		5.5		49.3		40		92				<0.2		2.7	
6-Aug-16	Sunny	Moderate	08:41	7.5	Surface	1.0	0.7	284	26.8	26.8	7.5	7.5	18.5	18.5	68.4	68.4	4.9	4.9	5.8	9.1	3	3	84	88	821176	811523	<0.2	<0.2	3.6	3.5
						1.0	0.7	301	26.7		7.5		18.5		68.3		4.9		6.0		3		86				<0.2		3.9	
					Middle	3.8	0.7	277	26.2	26.2	7.5	7.5	21.7	21.7	66.8	66.8	4.8		3.3		2		88				<0.2		3.0	
						3.8	0.7	298	26.2		7.5		21.7		66.8		4.8		3.4		3		88				<0.2		2.8	
					Bottom	6.5	0.5	269	25.3	25.3	7.6	7.6	25.3	25.3	65.6	65.6	4.7	4.7	18.0		3		91				<0.2		3.8	
						6.5	0.5	288	25.3		7.6		25.3		65.6		4.7		18.0		3		92				<0.2		4.1	
9-Aug-16	Fine	Moderate	10:21	7.6	Surface	1.0	0.5	287	28.0	28.0	7.8	7.8	16.8	16.9	94.0	94.0	6.7	6.5	2.9	7.7	<2	4	84	89	821156	811521	<0.2	<0.2	3.1	2.9
						1.0	0.6	294	28.0		7.8		16.9		94.0		6.7		3.0		<2		87				<0.2		3.0	
					Middle	3.8	0.5	280	27.3	27.3	7.8	7.8	20.9	20.9	88.4	88.4	6.2		4.7		2		89				<0.2		3.1	
						3.8	0.5	290	27.3		7.8		20.9		88.4		6.2		4.7		2		89				<0.2		3.0	
					Bottom	6.6	0.5	271	25.2	25.2	7.7	7.7	27.1	27.1	65.7	65.8	4.6	4.6	15.3		7		92				<0.2		2.6	
						6.6	0.5	273	25.2		7.7		27.1		65.8		4.6		15.3		7		92				<0.2		2.7	
11-Aug-16	Cloudy	Moderate	13:29	8.4	Surface	1.0	0.2	268	26.3	26.3	7.8	7.8	20.8	20.8	83.3	83.3	6.0	5.0	0.7	3.9	<2	4	84	89	821149	811535	<0.2	<0.2	3.1	2.9
						1.0	0.2	293	26.3		7.8		20.8		83.2		6.0		0.7		<2		87				<0.2		3.0	
					Middle	4.2	0.3	287	25.0	25.0	7.7	7.7	27.1	27.1	55.7	55.9	3.9		2.4		2		88				<0.2		3.1	
						4.2	0.3	289	25.0		7.7		27.1		56.0		4.0		2.5		2		90				<0.2		3.0	
					Bottom	7.4	0.2	288	23.9	23.9	7.7	7.7	30.8	30.8	51.7	52.0	3.6	3.7	8.7		6		92				<0.2		2.6	
						7.4	0.2	289	23.9		7.7		30.8		52.2		3.7		8.5		7		94				<0.2		2.7	
13-Aug-16	Fine	Moderate	17:08	7.3	Surface	1.0	0.2	242	26.8	26.8	7.9	7.9	18.8	18.8	91.6	91.5	6.6	6.4	1.2	2.4	3	3	82	86	821175	811526	<0.2	<0.2	3.3	2.9
						1.0	0.2	247	26.8		7.9		18.8		91.4		6.6		1.2		2		84				<0.2		3.4	
					Middle	3.7	0.4	251	26.1	26.1	7.9	7.9	21.9	21.9	85.5	85.2	6.1		1.2		3		87				<0.2		3.0	
						3.7	0.4	275	26.1		7.9		21.9		84.8		6.1		1.2		4		84				<0.2		3.0	
					Bottom	6.3	0.2	251	24.1	24.1	7.8	7.8	29.4	29.5	52.6	53.0	3.7	3.8	4.7		4		88				<0.2		2.5	
						6.3	0.2	273	24.0		7.8		29.5		53.3		3.8		4.8		4		90				<0.2		2.2	
16-Aug-16	Cloudy	Moderate	18:20	7.8	Surface	1.0	0.7	266	25.4	25.5	8.0	8.0	23.2	23.2	84.7	84.7	6.1	5.3	4.4	17.9	6	11	84	89	821151	811500	<0.2	<0.2	2.4	1.7
						1.0	0.7	272	25.5		8.0		23.2		84.7		6.1		4.5		5		86				<0.2		1.4	
					Middle	3.9	0.6	276	24.8	24.8	7.9	7.9	25.9	25.9	62.4	62.3	4.5		22.2		10		90				<0.2		1.9	
						3.9	0.6	284	24.7		7.9		25.9		62.2		4.5		22.2		9		91				<0.2		1.9	
					Bottom	6.8	0.4	260	24.4	24.4	7.8	7.8	27.2	27.2	57.6	57.6	4.1	4.1	27.0		19		93				<0.2		1.5	
						6.8	0.4	277	24.4		7.8		27.2		57.6		4.1		27.0		18		92				<0.2		1.3	
18-Aug-16	Cloudy	Rough	19:27	7.1	Surface	1.0	0.9	274	24.8	24.8	7.8	7.8	26.6	26.6	76.3	76.3	5.4	5.4	15.4	27.8	9	23	87	89	821152	811508	<0.2	<0.2	1.7	1.9
						1.0	1.0	286	24.8		7.8		26.6		76.2		5.4		15.7		9		85				<0.2		1.6	
					Middle	3.6	0.8	273	24.8	24.8	7.8	7.8	26.7	26.7	75.9	75.9	5.4		30.8		28		90				<0.2		1.8	
						3.6	0.9	295	24.8		7.8		26.7		75.9		5.4		29.6		28		89				<0.2		1.8	
					Bottom	6.1	0.8	267	24.8	24.8	7.8	7.8	26.7	26.7	77.4	77.5	5.5	5.5	37.9		31		93				<0.2		2.3	
						6.1	0.8	288	24.8		7.8		26.7		77.5		5.5		37.3		30		92				<0.2		2.4	
20-Aug-16	Moderate	Fine	07:19	7.4	Surface	1.0	0.9	275	26.0	26.0	7.7	7.7	21.5	21.5	72.0	72.0	5.2	5.2	5.1	18.2	2	6	84	89	821148	811514	<0.2	<0.2	3.5	3.1
						1.0	0.9	294	26.0		7.7		21.5		72.0		5.2		5.2		3		86				<0.2		3.4	
					Middle	3.7	0.8	274	25.6	25.6	7.7	7.7	24.3	24.4	72.2	72.2	5.1		10.1		4		90				<0.2		3.0	
						3.7	0.9	279	25.6		7.7		24.4		72.2		5.1		10.3		4		91				<0.2		3.1	
					Bottom	6.4	0.6	269	25.3	25.3	7.8	7.8	26.3	26.3	73.1	73.1	5.2	5.2	39.1		10		93				<0.2		2.7	
						6.4	0.7	272	25.3		7.8		26.3		73.1		5.2		39.3		10		92				<0.2		2.7	
23-Aug-16	Sunny	Moderate	09:53	8.8	Surface	1.0	0.8	272	26.9	26.9	7.7	7.7	21.3	21.3	73.1	73.1	5.2	5.2	4.8	13.5	6	7	85	89	821175	811511	<0.2	<0.2	2.6	2.3
						1.0	0.8	293	26.9		7.7		21.3		73.0		5.2		4.9		4		84				<0.2		2.7	
					Middle	4.4	0.7	279	26.5	26.6	7.8	7.8	23.7	23.7	73.0	73.0	5.1		12.3		4		90				<0.2		2.1	
						4.4	0.8	284	26.6		7.8		23.7		73.0		5.1		12.5		4		91				<0.2		2.1	
					Bottom	7.8	0.5	270	26.4	26.4	7.8	7.8	24.4	24.4	74.4	74.4	5.2	5.2	23.2		11		92				<0.2		2.2	
						7.8	0.5	279	26.4		7.8		24.4		74.4		5.2		23.2		12		92				<0.2		1.8	
25-Aug-16	Fine	Moderate	12:23	8.7	Surface	1.0	0.5	262	29.0	29.0	7.9	7.9	20.0	20.0	76.0	75.9	5.2	4.9	4.9	14.8	<2	6	83	89	821171	811524	<0.2	<0.2	3.3	3.1
						1.0	0.5	283	29.0		7.9		19.9		75.8		5.2		5.0		2		84				<0.2		3.6	
					Middle	4.4	0.6	271	28.3	28.3	7.8	7.8	23.8	23.8	65.9	65.9	4.5		12.6		6		90				<0.2		3.2	
						4.4	0.7	276	28.3		7.8		23.8		65.8		4.5		12.8		6		91				<0.2		3.2	
					Bottom	7.7	0.4	237	27.9	27.9	7.8	7.8	25.3	25.3	61.6	61.6	4.2	4.2	26.6		11		92				<0.2		2.6	
						7.7	0.4	242	27.9		7.8		25.3		61.6		4.2		26.6		10		92				<0.2		2.5	
27-Aug-16	Cloudy	Moderate	15:36	8.2	Surface	1.0	0.4	273	29.4	29.4	8.0	8.0	20.4	20.4	103.3	103.3	7.1	6.5	3.5	8.2	4	5	83	89	821151	811508	<0.2	<0.2	3.1	2.4
						1.0	0.4	294	29.4		8.0		20.4		103.3		7.1		3.5		4		84				<0.2		2.8	
					Middle	4.1	0.4	263	28.7	28.7	8.0	8.0	23.4	23.4	85.8	85.8	5.8		5.6		4		89				<0.2		2.4	
						4.1	0.4	284	28.7		8.0		23.4		85.7		5.8		5.7		4		91				<0.2		2.5	
					Bottom	7.2	0.3	192	27.6	27.6	7.9	7.9	27.3	27.3	63.7	63.7	4.3	4.3	15.5		8		92				<0.2		1.8	
						7.2	0.3	197	27.6		7.9		27.3		63.7		4.3		15.5		8		93				<0.2		2.0	
30-Aug-16	Cloudy	Moderate	18:11	7.7	Surface	1.0	0.7	263	26.1	26.1	8.1	8.1	26.7	26.7	80.7	80.7	5.6	5.6	8.7	15.1	6	7	83	88	821173	811531	<0.2	<0.2	1.8	1.9
						1.0	0.8	276	26.1		8.1		26.7		80.7		5.6		8.9		6		85				<0.2		1.9	
					Middle	3.9	0.7	271	26.0	26.1	8.1	8.1	27.0	27.1	80.9	80.9	5.6		10.6		8		89				<0.2		2.1	
						3.9	0.7	293	26.1		8.1		27.1		80.8		5.6		10.8		8		91				<0.2		1.9	
					Bottom	6.7	0.6	266	25.6	25.6	8.0	8.0	28.0	28.0	75.6	75.7	5.3	5.3	25.7		7		91				<0.2		1.8	
						6.7	0.6	287	25.6		8.0		27.9		75.8		5.3		25.6		8		91				<0.2		1.9	

DA: Depth-Averaged
Calm: Small or no wave; Moderate: Between calm and rough; Rough : White capped or rougher

Expansion of Hong Kong International Airport into a Three-Runway System
BaselineWater Quality Monitoring
Water Quality Monitoring Results at SR2 during Mid-Flood Tide

Date	Weather Condition	Sea Condition	Sampling Time	Water Depth (m)	Sampling Depth (m)		Current Speed (m/s)	Current Direction	Water Temperature (°C) Value	Water Temperature (°C) Average	pH Value	pH Average	Salinity (ppt) Value	Salinity (ppt) Average	DO Saturation (%) Value	DO Saturation (%) Average	Dissolved Oxygen (mg/L) Value	Dissolved Oxygen (mg/L) DA	Turbidity(NTU) Value	Turbidity(NTU) DA	Suspended Solids (mg/L) Value	Suspended Solids (mg/L) DA	Coordinate HK Grid (Northing)	Coordinate HK Grid (Easting)
4-Aug-16	Cloudy	Moderate	21:09	4.7	Surface	1.0	0.3	291	25.3	25.3	7.6	7.6	23.3	23.3	72.7	72.7	5.2	5.2	14.4	18.1	16	16	821460	814184
						1.0	0.3	302	25.3		7.6		23.3		72.7		5.2		14.4		16			
					Middle	2.4	-	-	-	-	-	-	-	-	-	-	-		-		-			
						2.4	-	-	-		-		-		-		-		-		-			
					Bottom	3.7	0.3	306	25.2	25.2	7.6	7.6	23.7	23.7	71.3	71.3	5.1	5.1	21.8		16			
						3.7	0.3	322	25.2		7.6		23.7		71.3		5.1		21.8		16			
6-Aug-16	Cloudy	Moderate	08:00	4.4	Surface	1.0	0.2	189	26.7	26.7	7.5	7.5	18.4	18.4	69.8	69.8	5.0	5.0	3.6	4.0	4	5	821472	814147
						1.0	0.2	194	26.7		7.5		18.4		69.8		5.0		3.7		4			
					Middle	2.2	-	-	-	-	-	-	-	-	-	-	-		-		-			
						2.2	-	-	-		-		-		-		-		-		-			
					Bottom	3.4	0.2	265	26.1	26.1	7.5	7.5	21.4	21.4	70.3	70.3	5.0	5.0	4.3		5			
						3.4	0.2	280	26.1		7.5		21.4		70.3		5.0		4.3		5			
9-Aug-16	Fine	Moderate	09:50	4.7	Surface	1.0	0.2	249	27.9	27.9	7.8	7.8	17.8	17.8	95.8	95.8	6.8	6.8	4.1	8.3	<2	<2	821455	814184
						1.0	0.2	249	27.9		7.8		17.8		95.8		6.8		4.1		<2			
					Middle	2.4	-	-	-	-	-	-	-	-	-	-	-		-		-			
						2.4	-	-	-		-		-		-		-		-		-			
					Bottom	3.7	0.2	203	26.8	26.8	7.8	7.8	22.3	22.3	90.6	90.6	6.4	6.4	12.4		<2			
						3.7	0.2	215	26.8		7.8		22.3		90.6		6.4		12.4		<2			
11-Aug-16	Rainy	Moderate	12:48	4.3	Surface	1.0	0.3	120	26.3	26.3	7.8	7.8	21.6	21.6	81.2	81.3	5.8	5.8	0.8	20.2	<2	<2	821443	814170
						1.0	0.3	121	26.3		7.8		21.5		81.3		5.8		0.9		<2			
					Middle	2.2	-	-	-	-	-	-	-	-	-	-	-		-		-			
						2.2	-	-	-		-		-		-		-		-		-			
					Bottom	3.3	0.3	178	25.1	25.1	7.7	7.7	26.2	26.4	60.5	61.2	4.3	4.4	37.3		<2			
						3.3	0.3	188	25.0		7.7		26.5		61.8		4.4		41.6		<2			
13-Aug-16	Fine	Moderate	17:04	5.3	Surface	1.0	0.3	201	26.4	26.5	7.9	7.9	21.6	21.6	91.4	91.1	6.5	6.5	1.3	1.5	<2	3	821472	814173
						1.0	0.3	203	26.5		7.9		21.6		90.8		6.5		1.3		<2			
					Middle	2.7	-	-	-	-	-	-	-	-	-	-	-		-		-			
						2.7	-	-	-		-		-		-		-		-		-			
					Bottom	4.3	0.4	236	25.5	25.5	7.8	7.8	24.3	24.4	77.7	77.7	5.5	5.5	1.6		3			
						4.3	0.4	249	25.5		7.8		24.5		77.6		5.5		1.8		4			
16-Aug-16	Cloudy	Moderate	18:52	4.7	Surface	1.0	0.5	301	25.2	25.2	7.8	7.8	24.3	24.3	69.6	69.5	5.0	5.0	8.0	14.8	6	13	821481	814184
						1.0	0.5	318	25.2		7.8		24.2		69.4		5.0		8.1		7			
					Middle	2.4	-	-	-	-	-	-	-	-	-	-	-		-		-			
						2.4	-	-	-		-		-		-		-		-		-			
					Bottom	3.7	0.2	272	24.5	24.5	7.8	7.8	26.8	26.8	62.6	62.6	4.5	4.5	21.6		19			
						3.7	0.2	288	24.5		7.8		26.8		62.6		4.5		21.6		20			
18-Aug-16	Cloudy	Rough	19:57	4.8	Surface	1.0	0.3	105	24.7	24.7	7.8	7.8	27.3	27.3	74.2	74.2	5.3	5.3	12.3	13.3	14	15	821482	814175
						1.0	0.3	111	24.7		7.8		27.3		74.2		5.3		12.4		14			
					Middle	2.4	-	-	-	-	-	-	-	-	-	-	-		-		-			
						2.4	-	-	-		-		-		-		-		-		-			
					Bottom	3.8	0.2	100	24.7	24.7	7.8	7.8	27.4	27.4	75.1	75.2	5.3	5.3	14.2		15			
						3.8	0.2	102	24.7		7.8		27.4		75.2		5.3		14.2		15			
20-Aug-16	Moderate	Fine	06:58	4.7	Surface	1.0	0.2	271	25.5	25.5	7.7	7.7	24.5	24.5	71.2	71.3	5.1	5.1	10.6	12.4	8	11	821481	814153
						1.0	0.2	296	25.5		7.7		24.5		71.3		5.1		10.7		9			
					Middle	2.4	-	-	-	-	-	-	-	-	-	-	-		-		-			
						2.4	-	-	-		-		-		-		-		-		-			
					Bottom	3.7	0.2	153	25.3	25.3	7.7	7.7	25.8	25.8	73.0	73.0	5.2	5.2	14.1		14			
						3.7	0.2	156	25.3		7.7		25.8		73.0		5.2		14.1		14			
23-Aug-16	Sunny	Moderate	09:33	5.0	Surface	1.0	0.3	278	26.6	26.6	7.8	7.8	22.7	22.7	71.4	71.4	5.1	5.1	9.1	11.0	8	13	821451	814179
						1.0	0.3	305	26.6		7.8		22.7		71.4		5.1		9.3		9			
					Middle	2.5	-	-	-	-	-	-	-	-	-	-	-		-		-			
						2.5	-	-	-		-		-		-		-		-		-			
					Bottom	4.0	0.2	235	26.4	26.4	7.8	7.8	23.2	23.2	72.7	72.7	5.1	5.1	12.8		17			
						4.0	0.2	240	26.4		7.8		23.2		72.7		5.1		12.8		17			
25-Aug-16	Fine	Moderate	12:00	4.7	Surface	1.0	0.4	279	29.2	29.2	7.8	7.8	20.2	20.2	73.4	73.4	5.0	5.0	4.9	9.8	4	8	821469	814163
						1.0	0.4	306	29.2		7.8		20.2		73.3		5.0		4.9		4			
					Middle	2.4	-	-	-	-	-	-	-	-	-	-	-		-		-			
						2.4	-	-	-		-		-		-		-		-		-			
					Bottom	3.7	0.4	260	28.2	28.2	7.8	7.8	23.7	23.7	67.8	67.8	4.6	4.6	14.7		12			
						3.7	0.5	284	28.2		7.8		23.7		67.8		4.6		14.7		12			
27-Aug-16	Rainy	Moderate	15:58	4.5	Surface	1.0	0.2	237	29.6	29.6	8.3	8.3	21.1	21.1	133.2	133.2	9.0	9.0	6.1	11.9	5	12	821462	814163
						1.0	0.2	242	29.6		8.3		21.1		133.1		9.0		6.0		6			
					Middle	2.3	-	-	-	-	-	-	-	-	-	-	-		-		-			
						2.3	-	-	-		-		-		-		-		-		-			
					Bottom	3.5	0.2	174	27.8	27.8	7.8	7.8	26.6	26.6	59.9	60.0	4.1	4.1	17.9		18			
						3.5	0.2	186	27.8		7.8		26.6		60.0		4.1		17.7		19			
30-Aug-16	Cloudy	Moderate	18:34	5.5	Surface	1.0	0.7	314	25.7	25.7	8.1	8.1	27.7	27.7	75.6	75.7	5.3	5.3	12.7	12.8	13	15	821473	814163
						1.0	0.8	330	25.7		8.1		27.7		75.7		5.3		12.6		13			
					Middle	2.8	-	-	-	-	-	-	-	-	-	-	-		-		-			
						2.8	-	-	-		-		-		-		-		-		-			
					Bottom	4.5	0.7	311	25.7	25.7	8.0	8.0	27.7	27.7	78.4	78.5	5.5	5.5	13.0		15			
						4.5	0.7	337	25.7		8.0		27.7		78.6		5.5		13.0		17			

DA: Depth-Averaged
Calm: Small or no wave; Moderate: Between calm and rough; Rough : White capped or rougher

Expansion of Hong Kong International Airport into a Three-Runway System
Baseline Water Quality Monitoring
Water Quality Monitoring Results at SR3 during Mid-Flood Tide

Date	Weather Condition	Sea Condition	Sampling Time	Water Depth (m)	Sampling Depth (m)		Current Speed (m/s)	Current Direction	Water Temperature (°C) Value	Water Temperature (°C) Average	pH Value	pH Average	Salinity (ppt) Value	Salinity (ppt) Average	DO Saturation (%) Value	DO Saturation (%) Average	Dissolved Oxygen (mg/L) Value	Dissolved Oxygen (mg/L) DA	Turbidity(NTU) Value	Turbidity(NTU) DA	Suspended Solids (mg/L) Value	Suspended Solids (mg/L) DA	Coordinate HK Grid (Northing)	Coordinate HK Grid (Easting)
4-Aug-16	Cloudy	Moderate	19:32	7.8	Surface	1.0	0.7	190	26.3	26.3	7.5	7.5	17.9	17.9	69.5	69.5	5.1	5.1	11.0	17.1	8	9	822165	807584
						1.0	0.8	190	26.3		7.5		17.9		69.5		5.1		11.0		8			
					Middle	3.9	0.6	207	25.9	25.9	7.5	7.5	20.6	20.5	68.8	68.8	5.0		17.4		10			
						3.9	0.6	213	25.9		7.5		20.3		68.8		5.0		17.6		10			
					Bottom	6.8	0.4	229	25.6	25.6	7.6	7.6	22.4	22.4	70.1	70.1	5.0	5.0	22.8		9			
						6.8	0.4	246	25.6		7.6		22.4		70.1		5.0		22.8		10			
6-Aug-16	Sunny	Moderate	09:35	9.8	Surface	1.0	0.4	213	26.7	26.7	7.5	7.5	17.8	17.8	64.2	64.2	4.6	4.6	3.5	4.2	4	4	822145	807581
						1.0	0.4	217	26.7		7.5		17.8		64.1		4.6		3.6		3			
					Middle	4.9	0.4	229	26.3	26.3	7.5	7.5	20.2	20.2	63.2	63.3	4.5		4.1		3			
						4.9	0.4	236	26.3		7.5		20.2		63.3		4.6		4.2		3			
					Bottom	8.8	0.3	146	26.0	26.0	7.5	7.5	21.8	21.8	64.9	64.9	4.6	4.6	4.8		5			
						8.8	0.3	153	26.0		7.5		21.8		64.9		4.6		4.8		7			
9-Aug-16	Fine	Moderate	11:00	9.2	Surface	1.0	0.3	234	28.0	28.0	7.7	7.7	17.1	17.1	81.5	81.5	5.8	5.6	3.3	2.8	<2	2	822127	807568
						1.0	0.3	254	28.0		7.7		17.1		81.5		5.8		3.4		<2			
					Middle	4.6	0.3	186	27.3	27.3	7.7	7.7	19.3	19.3	74.1	74.0	5.3		2.4		<2			
						4.6	0.3	193	27.3		7.7		19.3		73.9		5.3		2.3		<2			
					Bottom	8.2	0.3	111	26.2	26.2	7.6	7.6	23.1	23.1	67.8	67.8	4.8	4.8	2.6		3			
						8.2	0.4	112	26.2		7.6		23.1		67.8		4.8		2.6		2			
11-Aug-16	Fine	Moderate	14:23	8.2	Surface	1.0	0.3	208	26.5	26.6	7.8	7.8	17.8	17.8	85.0	84.7	6.2	5.2	1.0	3.4	<2	3	822127	807585
						1.0	0.3	216	26.6		7.8		17.7		84.3		6.1		1.0		<2			
					Middle	4.1	0.3	191	25.5	25.5	7.7	7.7	25.8	25.8	59.0	58.6	4.2		1.3		<2			
						4.1	0.3	191	25.5		7.7		25.8		58.2		4.1		1.4		<2			
					Bottom	7.2	0.3	122	23.4	23.4	7.7	7.7	30.6	30.6	42.5	43.0	3.0	3.1	8.0		3			
						7.2	0.4	129	23.4		7.7		30.6		43.5		3.1		7.8		4			
13-Aug-16	Fine	Moderate	15:35	7.6	Surface	1.0	0.4	187	26.7	26.7	7.7	7.7	18.6	18.6	75.0	74.8	5.4	4.8	2.1	2.3	3	3	822139	807583
						1.0	0.4	192	26.6		7.7		18.6		74.5		5.4		2.2		4			
					Middle	3.8	0.3	201	25.3	25.3	7.7	7.7	24.4	24.4	57.0	57.0	4.1		1.5		2			
						3.8	0.3	212	25.3		7.7		24.4		56.9		4.1		1.5		3			
					Bottom	6.6	0.1	201	23.8	23.9	7.8	7.8	29.9	29.9	48.8	49.1	3.5	3.5	3.2		3			
						6.6	0.1	220	23.9		7.8		29.9		49.4		3.5		3.0		2			
16-Aug-16	Cloudy	Moderate	17:35	8.7	Surface	1.0	0.4	195	25.3	25.3	7.7	7.7	21.0	21.0	56.5	56.6	4.1	4.2	3.4	6.3	3	3	822137	807575
						1.0	0.4	213	25.3		7.7		21.0		56.6		4.1		3.5		2			
					Middle	4.4	0.3	233	24.9	24.9	7.7	7.7	23.3	23.3	59.3	59.4	4.3		5.9		3			
						4.4	0.4	245	24.9		7.7		23.3		59.4		4.3		6.0		4			
					Bottom	7.7	0.3	201	24.8	24.8	7.8	7.8	24.5	24.5	62.0	62.0	4.5	4.5	9.6		3			
						7.7	0.3	213	24.8		7.8		24.5		62.0		4.5		9.6		3			
18-Aug-16	Cloudy	Rough	18:33	7.6	Surface	1.0	0.9	190	25.7	25.7	7.7	7.7	21.2	21.2	63.3	63.3	4.6	4.6	6.8	9.9	6	8	822142	807578
						1.0	1.0	191	25.7		7.7		21.2		63.2		4.6		6.9		6			
					Middle	3.8	0.8	202	25.3	25.3	7.7	7.7	22.8	22.8	63.0	63.1	4.5		9.6		6			
						3.8	0.9	214	25.3		7.7		22.8		63.1		4.5		9.7		7			
					Bottom	6.6	0.8	209	25.2	25.2	7.7	7.7	24.5	24.5	68.0	68.0	4.9	4.9	13.2		11			
						6.6	0.8	220	25.2		7.7		24.5		68.0		4.9		13.2		13			
20-Aug-16	Moderate	Fine	07:56	9.7	Surface	1.0	0.4	240	26.2	26.2	7.6	7.6	20.0	20.0	67.2	67.2	4.8	4.9	4.0	3.7	2	2	822137	807589
						1.0	0.4	247	26.2		7.6		20.0		67.2		4.8		4.0		2			
					Middle	4.9	0.5	271	26.0	26.0	7.6	7.6	20.7	20.7	67.5	67.6	4.9		3.0		2			
						4.9	0.6	293	26.0		7.6		20.7		67.6		4.9		3.0		2			
					Bottom	8.7	0.3	181	25.9	25.9	7.6	7.6	21.8	21.8	69.3	69.4	5.0	5.0	4.0		2			
						8.7	0.3	185	25.9		7.6		21.8		69.4		5.0		4.0		3			
23-Aug-16	Sunny	Moderate	10:34	9.1	Surface	1.0	0.4	247	27.3	27.3	7.7	7.7	17.3	17.3	70.2	70.2	5.1	5.1	2.7	3.2	3	3	822156	807568
						1.0	0.4	263	27.3		7.7		17.3		70.1		5.1		2.7		4			
					Middle	4.6	0.8	196	27.0	27.0	7.7	7.7	18.7	18.7	69.0	69.0	5.0		3.0		3			
						4.6	0.8	210	27.0		7.7		18.7		69.0		5.0		3.0		3			
					Bottom	8.1	2.7	111	26.7	26.7	7.7	7.7	20.5	20.5	69.2	69.2	4.9	4.9	3.9		4			
						8.1	2.8	119	26.7		7.7		20.5		69.2		4.9		3.9		3			
25-Aug-16	Fine	Moderate	13:06	9.1	Surface	1.0	0.4	233	29.4	29.4	7.7	7.7	15.8	15.8	67.4	67.4	4.7	4.6	3.5	4.8	3	3	822133	807552
						1.0	0.4	240	29.4		7.7		15.8		67.4		4.7		3.6		3			
					Middle	4.6	1.0	123	28.5	28.5	7.8	7.8	21.3	21.3	63.5	63.5	4.4		4.4		3			
						4.6	1.1	130	28.5		7.8		21.3		63.5		4.4		4.4		3			
					Bottom	8.1	1.0	176	28.3	28.3	7.8	7.8	22.4	22.4	63.7	63.8	4.4	4.4	6.4		3			
						8.1	1.1	176	28.3		7.8		22.4		63.8		4.4		6.3		4			
27-Aug-16	Cloudy	Moderate	14:58	8.6	Surface	1.0	0.4	206	29.8	29.8	7.8	7.8	15.7	15.7	79.9	79.8	5.6	5.0	4.9	6.6	4	4	822146	807551
						1.0	0.5	219	29.8		7.8		15.7		79.7		5.6		4.9		4			
					Middle	4.3	0.4	200	28.3	28.3	7.8	7.8	23.8	23.8	63.4	63.4	4.3		6.5		4			
						4.3	0.4	209	28.3		7.8		23.8		63.3		4.3		6.6		4			
					Bottom	7.6	0.3	178	28.2	28.2	7.8	7.8	24.6	24.6	64.7	64.8	4.4	4.4	8.3		4			
						7.6	0.3	191	28.2		7.8		24.6		64.9		4.4		8.3		4			
30-Aug-16	Cloudy	Moderate	17:29	8.1	Surface	1.0	0.6	179	26.5	26.5	7.9	7.9	20.0	20.1	66.6	66.5	4.8	4.7	6.1	7.6	5	7	822152	807559
						1.0	0.7	192	26.5		7.9		20.1		66.4		4.8		6.1		5			
					Middle	4.1	0.5	190	25.9	25.9	7.9	7.9	24.7	24.7	64.2	64.2	4.5		7.9		6			
						4.1	0.6	199	25.9		7.9		24.7		64.2		4.5		7.9		6			
					Bottom	7.1	0.4	208	25.7	25.7	7.9	7.9	26.2	26.2	64.6	64.6	4.5	4.5	8.9		9			
						7.1	0.4	225	25.7		7.9		26.2		64.6		4.5		8.9		8			

DA: Depth-Averaged
Calm: Small or no wave; Moderate: Between calm and rough; Rough : White capped or rougher

Expansion of Hong Kong International Airport into a Three-Runway System
Baseline Water Quality Monitoring
Water Quality Monitoring Results at SR4A during Mid-Flood Tide

Date	Weather Condition	Sea Condition	Sampling Time	Water Depth (m)	Sampling Depth (m)		Current Speed (m/s)	Current Direction	Water Temperature (°C) Value	Water Temperature (°C) Average	pH Value	pH Average	Salinity (ppt) Value	Salinity (ppt) Average	DO Saturation (%) Value	DO Saturation (%) Average	Dissolved Oxygen (mg/L) Value	Dissolved Oxygen (mg/L) DA	Turbidity(NTU) Value	Turbidity(NTU) DA	Suspended Solids (mg/L) Value	Suspended Solids (mg/L) DA	Coordinate HK Grid (Northing)	Coordinate HK Grid (Easting)
4-Aug-16	Fine	Moderate	21:30	8.0	Surface	1.0	0.3	171	26.8	26.8	7.7	7.7	23.9	23.9	75.6	75.6	5.3	5.3	13.7	15.6	13	21	817182	807820
						1.0	0.3	174	26.9		7.7		23.8		75.5		5.3		13.5		13			
					Middle	4.0	0.3	183	26.8	26.8	7.7	7.7	24.6	24.6	75.0	75.0	5.2		16.8		21			
						4.0	0.3	183	26.8		7.7		24.6		75.0		5.2		16.6		21			
					Bottom	7.0	0.3	161	26.8	26.8	7.7	7.7	24.7	24.7	75.3	75.5	5.3	5.3	16.3		27			
						7.0	0.3	173	26.8		7.7		24.7		75.7		5.3		16.8		28			
6-Aug-16	Sunny	Calm	07:56	8.1	Surface	1.0	0.5	250	27.3	27.3	7.6	7.6	23.7	23.7	66.3	66.3	4.6	4.5	4.9	6.4	5	7	817170	807822
						1.0	0.5	252	27.3		7.6		23.7		66.2		4.6		4.9		6			
					Middle	4.1	0.5	243	27.1	27.1	7.7	7.7	24.4	24.5	63.3	63.2	4.4		5.4		6			
						4.1	0.5	265	27.1		7.7		24.5		63.1		4.4		5.7		7			
					Bottom	7.1	0.4	246	26.0	26.1	7.7	7.7	27.5	27.5	58.8	59.0	4.1	4.1	8.5		8			
						7.1	0.4	257	26.1		7.7		27.5		59.2		4.1		8.7		8			
9-Aug-16	Fine	Moderate	10:24	9.2	Surface	1.0	0.2	238	29.3	29.3	8.0	8.0	20.9	20.9	115.7	115.2	7.9	7.4	12.5	14.5	10	16	817191	807814
						1.0	0.2	242	29.3		8.0		20.8		114.7		7.8		12.2		10			
					Middle	4.6	0.3	250	28.7	28.7	8.0	8.0	22.2	22.2	101.1	101.0	6.9		15.9		19			
						4.6	0.3	262	28.7		8.0		22.2		100.9		6.9		16.1		18			
					Bottom	8.2	0.3	246	25.8	25.8	7.7	7.7	29.1	29.1	58.3	58.5	4.0	4.1	15.0		18			
						8.2	0.3	252	25.8		7.7		29.1		58.6		4.1		15.1		18			
11-Aug-16	Rainy	Moderate	12:31	7.6	Surface	1.0	0.4	252	27.5	27.5	7.8	7.8	21.6	21.6	71.7	71.5	5.0	4.5	2.7	4.8	3	4	817188	807826
						1.0	0.4	269	27.4		7.8		21.6		71.2		5.0		3.0		4			
					Middle	3.8	0.4	242	26.6	26.7	7.8	7.8	25.7	25.7	55.7	55.6	3.9		4.1		4			
						3.8	0.4	251	26.7		7.8		25.6		55.4		3.9		3.9		4			
					Bottom	6.6	0.3	235	25.2	25.1	7.8	7.8	30.3	30.5	48.6	49.2	3.4	3.5	7.4		5			
						6.6	0.4	252	24.9		7.8		30.6		49.8		3.5		7.9		5			
13-Aug-16	Cloudy	Moderate	16:41	8.6	Surface	1.0	0.3	195	28.4	28.4	7.9	7.9	19.2	19.2	89.2	89.2	6.2	5.3	9.6	9.4	8	12	817172	807804
						1.0	0.3	211	28.4		7.9		19.2		89.1		6.2		9.5		7			
					Middle	4.3	0.3	220	27.1	27.1	7.8	7.8	23.8	23.9	63.0	63.0	4.4		8.4		12			
						4.3	0.3	236	27.0		7.7		24.0		62.9		4.4		8.5		12			
					Bottom	7.6	0.3	241	25.2	25.2	7.7	7.7	30.1	30.1	42.1	42.4	2.9	3.0	10.0		16			
						7.6	0.4	241	25.2		7.7		30.1		42.6		3.0		10.6		17			
16-Aug-16	Cloudy	Calm	18:37	8.2	Surface	1.0	0.3	227	26.7	26.7	7.8	7.8	25.2	25.2	67.1	67.1	4.7	4.5	15.3	16.7	23	24	817184	807812
						1.0	0.3	248	26.7		7.8		25.2		67.1		4.7		15.4		22			
					Middle	4.1	0.2	216	26.6	26.6	7.8	7.8	25.7	25.7	62.1	62.2	4.3		16.8		23			
						4.1	0.3	235	26.6		7.8		25.7		62.2		4.3		16.7		23			
					Bottom	7.2	0.2	179	26.3	26.3	7.7	7.7	26.6	26.6	54.6	54.8	3.8	3.8	18.1		27			
						7.2	0.2	183	26.3		7.7		26.6		55.0		3.8		18.1		28			
18-Aug-16	Moderate	Rainy	20:30	7.9	Surface	1.0	0.5	244	26.5	26.5	7.8	7.8	26.1	26.1	82.6	82.6	5.7	5.7	19.6	26.0	53	54	817201	807808
						1.0	0.5	267	26.5		7.8		26.1		82.6		5.7		19.7		52			
					Middle	4.0	0.5	255	26.6	26.6	7.8	7.8	26.3	26.3	82.0	82.0	5.7		26.0		54			
						4.0	0.5	260	26.6		7.8		26.3		82.0		5.7		25.8		55			
					Bottom	6.9	0.5	245	26.7	26.7	7.8	7.8	26.2	26.2	81.8	81.8	5.7	5.7	32.4		55			
						6.9	0.5	266	26.6		7.8		26.2		81.8		5.7		32.6		57			
20-Aug-16	Fine	Calm	07:19	9.2	Surface	1.0	0.4	242	27.0	27.0	7.7	7.7	25.4	25.5	74.3	74.3	5.1	5.1	8.3	10.6	10	14	817176	807800
						1.0	0.5	261	27.0		7.7		25.5		74.3		5.1		8.3		11			
					Middle	4.6	0.4	244	27.1	27.1	7.7	7.7	25.5	25.5	74.3	74.3	5.1		9.2		16			
						4.6	0.4	265	27.1		7.7		25.4		74.3		5.1		9.2		15			
					Bottom	8.2	0.3	248	27.2	27.3	7.7	7.7	25.3	25.3	74.7	74.7	5.1	5.1	14.3		16			
						8.2	0.4	264	27.3		7.7		25.3		74.7		5.1		14.3		17			
23-Aug-16	Sunny	Calm	09:33	8.3	Surface	1.0	0.3	240	28.3	28.3	7.7	7.7	23.5	23.5	74.8	74.8	5.1	5.1	7.3	8.9	11	13	817201	807806
						1.0	0.4	240	28.3		7.7		23.5		74.8		5.1		7.4		10			
					Middle	4.2	0.3	239	28.3	28.3	7.7	7.7	23.6	23.6	73.9	73.9	5.0		8.5		14			
						4.2	0.3	242	28.3		7.7		23.6		73.8		5.0		8.3		14			
					Bottom	7.3	0.2	217	28.1	28.1	7.8	7.8	25.0	25.0	73.4	73.6	5.0	5.0	11.4		15			
						7.3	0.3	221	28.1		7.8		25.0		73.7		5.0		10.5		15			
25-Aug-16	Sunny	Moderate	12:17	8.6	Surface	1.0	0.2	198	28.9	28.9	7.8	7.8	23.5	23.5	86.2	86.2	5.8	5.5	3.4	5.4	9	11	817201	807798
						1.0	0.2	213	28.9		7.8		23.5		86.2		5.8		3.3		7			
					Middle	4.3	0.2	190	28.5	28.5	7.8	7.8	24.2	24.2	75.7	75.6	5.1		5.6		12			
						4.3	0.2	206	28.5		7.8		24.2		75.4		5.1		5.5		11			
					Bottom	7.6	0.2	193	27.6	27.6	7.8	7.8	27.1	27.1	68.2	68.2	4.6	4.6	7.2		15			
						7.6	0.2	205	27.6		7.8		27.1		68.2		4.6		7.4		14			
27-Aug-16	Cloudy	Calm	16:06	8.9	Surface	1.0	0.3	159	30.0	30.1	8.2	8.2	21.7	21.7	141.1	141.1	9.5	8.6	6.1	7.5	11	12	817188	807810
						1.0	0.3	164	30.1		8.2		21.7		141.0		9.5		6.2		10			
					Middle	4.5	0.3	179	29.2	29.2	8.1	8.1	23.4	23.4	113.7	113.7	7.7		7.0		12			
						4.5	0.3	189	29.2		8.1		23.4		113.7		7.7		7.0		13			
					Bottom	7.9	0.3	219	27.6	27.6	7.8	7.8	27.5	27.5	64.4	64.5	4.4	4.4	9.2		13			
						7.9	0.3	229	27.6		7.8		27.5		64.5		4.4		9.3		12			
30-Aug-16	Cloudy	Moderate	18:55	9.0	Surface	1.0	0.3	184	27.8	27.8	7.9	7.9	28.2	28.2	76.6	76.6	5.1	5.1	10.9	13.3	20	26	817172	807794
						1.0	0.3	192	27.8		7.9		28.2		76.6		5.1		11.0		21			
					Middle	4.5	0.2	189	27.8	27.8	7.9	7.9	28.2	28.2	76.5	76.5	5.1		14.0		24			
						4.5	0.2	194	27.8		7.9		28.2		76.5		5.1		14.0		26			
					Bottom	8.0	0.2	186	27.8	27.8	7.9	7.9	28.2	28.2	76.1	76.2	5.1	5.1	14.8		31			
						8.0	0.2	188	27.8		7.9		28.2		76.2		5.1		15.3		31			

DA: Depth-Averaged
Calm: Small or no wave; Moderate: Between calm and rough; Rough : White capped or rougher

Expansion of Hong Kong International Airport into a Three-Runway System
Baseline Water Quality Monitoring
Water Quality Monitoring Results at SR5A during Mid-Flood Tide

Date	Weather Condition	Sea Condition	Sampling Time	Water Depth (m)	Sampling Depth (m)		Current Speed (m/s)	Current Direction	Water Temperature (°C)		pH		Salinity (ppt)		DO Saturation (%)		Dissolved Oxygen (mg/L)		Turbidity(NTU)		Suspended Solids (mg/L)		Coordinate HK Grid (Northing)	Coordinate HK Grid (Easting)
									Value	Average	Value	Average	Value	Average	Value	Average	Value	DA	Value	DA	Value	DA		
4-Aug-16	Fine	Calm	21:55	4.7	Surface	1.0	0.1	117	26.8	26.8	7.7	7.7	24.4	24.3	77.0	77.0	5.4	5.4	8.0	7.8	7	9	816585	810689
						1.0	0.1	118	26.8		7.7		24.3		77.0		5.4		7.8		7			
					Middle	2.4	-	-	-	-	-	-	-	-	-	-	-		-		-			
						2.4	-	-	-		-		-		-		-		-		-			
					Bottom	3.7	0.1	110	26.8	26.8	7.7	7.7	24.4	24.4	78.4	78.7	5.5	5.5	7.5		9			
						3.7	0.1	119	26.8		7.7		24.4		79.0		5.5		7.7		11			
6-Aug-16	Sunny	Calm	07:31	5.2	Surface	1.0	0.4	295	27.5	27.5	7.6	7.6	24.0	24.0	65.3	65.3	4.5	4.5	8.0	14.5	8	13	816575	810704
						1.0	0.4	305	27.5		7.6		23.9		65.3		4.5		8.2		9			
					Middle	2.6	-	-	-	-	-	-	-	-	-	-	-		-		-			
						2.6	-	-	-		-		-		-		-		-		-			
					Bottom	4.2	0.4	297	27.4	27.4	7.6	7.6	24.0	24.1	66.8	67.0	4.6	4.7	20.8		16			
						4.2	0.4	318	27.4		7.6		24.1		67.2		4.7		20.8		17			
9-Aug-16	Fine	Moderate	10:08	4.6	Surface	1.0	0.3	272	28.4	28.3	7.9	7.9	23.3	23.4	103.1	103.7	7.0	7.1	7.1	10.1	7	9	816610	810707
						1.0	0.3	288	28.2		7.9		23.4		104.2		7.1		7.2		8			
					Middle	2.3	-	-	-	-	-	-	-	-	-	-	-		-		-			
						2.3	-	-	-		-		-		-		-		-		-			
					Bottom	3.6	0.3	290	27.6	27.6	7.8	7.8	24.9	24.9	96.7	97.1	6.6	6.7	13.1		10			
						3.6	0.3	301	27.6		7.8		24.9		97.5		6.7		13.1		10			
11-Aug-16	Rainy	Moderate	12:06	4.5	Surface	1.0	0.1	332	27.3	27.5	7.8	7.8	22.1	22.0	67.7	66.9	4.7	4.7	2.4	3.8	3	6	816596	810713
						1.0	0.1	364	27.7		7.8		21.9		66.1		4.6		2.3		3			
					Middle	2.3	-	-	-	-	-	-	-	-	-	-	-		-		-			
						2.3	-	-	-		-		-		-		-		-		-			
					Bottom	3.5	0.2	318	26.0	26.0	7.7	7.7	28.1	28.1	54.1	55.0	3.8	3.9	5.2		9			
						3.5	0.2	326	26.0		7.7		28.1		55.8		3.9		5.4		9			
13-Aug-16	Cloudy	Moderate	16:58	3.3	Surface	1.0	0.2	288	28.5	28.5	7.9	7.9	19.5	19.5	95.5	95.5	6.7	6.7	9.4	14.3	6	6	816582	810699
						1.0	0.2	288	28.5		7.9		19.5		95.5		6.7		9.4		5			
					Middle	1.7	-	-	-	-	-	-	-	-	-	-	-		-		-			
						1.7	-	-	-		-		-		-		-		-		-			
					Bottom	2.3	0.2	275	28.1	28.1	7.9	7.9	20.7	20.8	87.1	87.0	6.1	6.1	20.1		5			
						2.3	0.2	280	28.1		7.9		20.8		86.9		6.1		18.1		6			
16-Aug-16	Cloudy	Calm	18:55	3.8	Surface	1.0	0.2	297	27.0	27.0	7.9	7.9	24.7	24.7	89.6	89.8	6.2	6.2	17.8	17.0	25	26	816612	810687
						1.0	0.2	322	27.0		7.9		24.7		89.9		6.2		17.4		24			
					Middle	1.9	-	-	-	-	-	-	-	-	-	-	-		-		-			
						1.9	-	-	-		-		-		-		-		-		-			
					Bottom	2.8	0.2	282	26.7	26.7	7.8	7.8	25.6	25.6	76.1	76.2	5.3	5.3	16.7		26			
						2.8	0.2	285	26.7		7.8		25.6		76.3		5.3		16.2		27			
18-Aug-16	Moderate	Cloudy	20:55	4.7	Surface	1.0	0.5	268	26.7	26.7	7.9	7.9	26.5	26.5	85.0	85.0	5.9	5.9	11.9	12.3	16	16	816583	810679
						1.0	0.5	278	26.7		7.9		26.5		85.0		5.9		12.0		15			
					Middle	2.4	-	-	-	-	-	-	-	-	-	-	-		-		-			
						2.4	-	-	-		-		-		-		-		-		-			
					Bottom	3.7	0.4	264	26.7	26.7	7.9	7.9	26.4	26.4	85.5	85.6	5.9	5.9	12.6		16			
						3.7	0.5	265	26.7		7.9		26.4		85.6		5.9		12.6		15			
20-Aug-16	Fine	Calm	07:02	3.5	Surface	1.0	0.4	283	27.0	27.0	7.7	7.7	25.8	25.8	75.7	75.8	5.2	5.2	14.0	15.5	24	24	816609	810691
						1.0	0.4	306	27.0		7.7		25.8		75.8		5.2		13.8		24			
					Middle	1.8	-	-	-	-	-	-	-	-	-	-	-		-		-			
						1.8	-	-	-		-		-		-		-		-		-			
					Bottom	2.5	0.3	289	27.0	27.0	7.7	7.7	25.9	25.9	76.4	76.5	5.3	5.3	16.5		23			
						2.5	0.3	301	27.0		7.7		25.9		76.6		5.3		17.6		23			
23-Aug-16	Sunny	Calm	09:16	3.3	Surface	1.0	0.3	298	28.4	28.5	7.7	7.7	23.0	23.0	75.3	75.3	5.1	5.1	7.2	7.6	10	11	816599	810680
						1.0	0.3	318	28.5		7.7		23.0		75.2		5.1		7.0		10			
					Middle	1.7	-	-	-	-	-	-	-	-	-	-	-		-		-			
						1.7	-	-	-		-		-		-		-		-		-			
					Bottom	2.3	0.3	291	28.4	28.4	7.7	7.7	23.0	23.1	75.2	75.3	5.1	5.1	7.7		11			
						2.3	0.3	298	28.4		7.7		23.1		75.3		5.1		8.3		11			
25-Aug-16	Sunny	Moderate	11:55	4.3	Surface	1.0	0.4	310	29.3	29.3	8.0	8.0	22.6	22.6	91.5	91.5	6.2	6.2	5.4	7.6	9	9	816597	810690
						1.0	0.4	313	29.3		8.0		22.6		91.5		6.2		5.5		8			
					Middle	2.2	-	-	-	-	-	-	-	-	-	-	-		-		-			
						2.2	-	-	-		-		-		-		-		-		-			
					Bottom	3.3	0.3	310	28.7	28.7	7.9	7.9	23.3	23.3	82.8	82.8	5.6	5.6	9.8		9			
						3.3	0.4	321	28.7		7.9		23.3		82.7		5.6		9.6		10			
27-Aug-16	Cloudy	Calm	16:24	3.1	Surface	1.0	0.1	278	30.3	30.3	8.4	8.4	20.5	20.5	173.4	173.4	11.7	11.7	3.3	5.4	10	14	816577	810711
						1.0	0.2	304	30.3		8.4		20.5		173.3		11.6		3.5		10			
					Middle	1.6	-	-	-	-	-	-	-	-	-	-	-		-		-			
						1.6	-	-	-		-		-		-		-		-		-			
					Bottom	2.1	0.1	278	29.6	29.6	8.2	8.2	22.0	22.0	134.0	134.0	9.0	9.0	7.4		17			
						2.1	0.1	280	29.6		8.2		22.0		134.0		9.0		7.5		18			
30-Aug-16	Cloudy	Calm	19:16	3.5	Surface	1.0	0.2	271	27.8	27.8	7.9	7.9	28.1	28.1	75.5	75.5	5.1	5.1	9.6	8.9	13	15	816607	810696
						1.0	0.2	271	27.8		7.9		28.1		75.4		5.1		9.8		14			
					Middle	1.8	-	-	-	-	-	-	-	-	-	-	-		-		-			
						1.8	-	-	-		-		-		-		-		-		-			
					Bottom	2.5	0.2	274	27.8	27.8	7.9	7.9	28.1	28.1	76.6	76.7	5.1	5.1	8.1		16			
						2.5	0.2	289	27.8		7.9		28.1		76.7		5.1		7.9		16			

DA: Depth-Averaged
Calm: Small or no wave; Moderate: Between calm and rough; Rough : White capped or rougher

Expansion of Hong Kong International Airport into a Three-Runway System
Baseline Water Quality Monitoring
Water Quality Monitoring Results at SR6 during Mid-Flood Tide

Date	Weather Condition	Sea Condition	Sampling Time	Water Depth (m)	Sampling Depth (m)		Current Speed (m/s)	Current Direction	Water Temperature (°C)		pH		Salinity (ppt)		DO Saturation (%)		Dissolved Oxygen (mg/L)		Turbidity(NTU)		Suspended Solids (mg/L)		Coordinate HK Grid (Northing)	Coordinate HK Grid (Easting)
									Value	Average	Value	Average	Value	Average	Value	Average	Value	DA	Value	DA	Value	DA		
4-Aug-16	Fine	Calm	22:26	4.2	Surface	1.0	0.1	154	27.0	27.0	7.7	7.7	22.9	22.9	77.5	77.5	5.4	5.4	6.2	7.4	7	8	817904	814681
						1.0	0.1	164	27.0		7.7		22.9		77.5		5.4		6.3		7			
					Middle	2.1	-	-	-	-	-	-	-	-	-	-	-		-		-			
						2.1	-	-	-		-		-		-		-		-		-			
					Bottom	3.2	0.1	113	26.9	26.9	7.7	7.7	23.3	23.3	76.8	77.0	5.4	5.4	8.5		8			
						3.2	0.1	114	26.9		7.7		23.3		77.2		5.4		8.4		8			
6-Aug-16	Fine	Calm	07:00	4.2	Surface	1.0	0.2	261	27.5	27.5	7.6	7.6	22.7	22.7	68.5	68.5	4.8	4.8	2.7	3.4	2	4	817886	814650
						1.0	0.2	283	27.5		7.6		22.7		68.5		4.8		2.8		4			
					Middle	2.1	-	-	-	-	-	-	-	-	-	-	-		-		-			
						2.1	-	-	-		-		-		-		-		-		-			
					Bottom	3.2	0.2	240	27.5	27.5	7.6	7.6	23.5	23.5	68.7	69.0	4.8	4.8	4.1		4			
						3.2	0.2	255	27.5		7.6		23.5		69.2		4.8		4.0		5			
9-Aug-16	Fine	Moderate	09:46	5.1	Surface	1.0	0.2	185	29.6	29.6	8.1	8.1	21.1	21.1	124.6	122.4	8.5	8.3	6.9	8.5	5	22	817912	814669
						1.0	0.2	192	29.6		8.1		21.1		120.1		8.1		7.5		6			
					Middle	2.6	-	-	-	-	-	-	-	-	-	-	-		-		-			
						2.6	-	-	-		-		-		-		-		-		-			
					Bottom	4.1	0.1	207	29.3	29.2	8.0	8.0	21.5	21.6	111.3	110.6	7.6	7.6	9.4		37			
						4.1	0.1	222	29.0		8.0		21.7		109.8		7.5		10.0		38			
11-Aug-16	Rainy	Moderate	11:35	4.0	Surface	1.0	0.1	206	27.8	27.8	7.8	7.8	22.1	22.2	74.1	74.1	5.2	5.2	9.0	9.3	11	14	817887	814664
						1.0	0.2	210	27.8		7.8		22.2		74.0		5.1		9.0		10			
					Middle	2.0	-	-	-	-	-	-	-	-	-	-	-		-		-			
						2.0	-	-	-		-		-		-		-		-		-			
					Bottom	3.0	0.1	231	27.3	27.3	7.7	7.7	25.4	25.3	61.8	62.1	4.3	4.3	9.8		17			
						3.0	0.2	252	27.3		7.7		25.2		62.4		4.3		9.3		17			
13-Aug-16	Cloudy	Moderate	17:22	3.8	Surface	1.0	0.1	225	28.9	29.0	8.0	8.0	19.4	19.4	109.6	109.7	7.6	7.6	6.7	8.0	8	9	817909	814646
						1.0	0.1	245	29.0		8.0		19.3		109.8		7.6		6.6		7			
					Middle	1.9	-	-	-	-	-	-	-	-	-	-	-		-		-			
						1.9	-	-	-		-		-		-		-		-		-			
					Bottom	2.8	0.1	134	28.4	28.4	7.8	7.8	20.9	20.9	90.9	91.0	6.3	6.3	9.4		11			
						2.8	0.1	141	28.4		7.8		20.9		91.0		6.3		9.4		11			
16-Aug-16	Rainy	Calm	19:20	3.9	Surface	1.0	0.1	203	27.0	27.0	7.9	7.9	24.0	24.0	88.0	88.1	6.1	6.1	7.7	8.3	13	15	817883	814657
						1.0	0.1	210	27.0		7.9		24.0		88.1		6.1		7.8		15			
					Middle	2.0	-	-	-	-	-	-	-	-	-	-	-		-		-			
						2.0	-	-	-		-		-		-		-		-		-			
					Bottom	2.9	0.1	211	27.0	27.0	7.9	7.9	24.2	24.3	87.3	87.2	6.1	6.1	8.8		16			
						2.9	0.1	223	27.0		7.9		24.3		87.1		6.0		8.7		17			
18-Aug-16	Moderate	Cloudy	21:26	4.3	Surface	1.0	0.2	220	26.2	26.2	7.8	7.8	27.8	27.8	71.4	71.4	4.9	4.9	12.9	14.0	20	20	817888	814668
						1.0	0.2	230	26.2		7.8		27.8		71.4		4.9		13.2		19			
					Middle	2.2	-	-	-	-	-	-	-	-	-	-	-		-		-			
						2.2	-	-	-		-		-		-		-		-		-			
					Bottom	3.3	0.1	186	26.2	26.2	7.8	7.8	27.8	27.8	72.4	72.6	5.0	5.0	14.7		20			
						3.3	0.1	186	26.2		7.8		27.8		72.7		5.0		15.0		20			
20-Aug-16	Cloudy	Calm	06:39	4.1	Surface	1.0	0.2	234	27.3	27.3	7.6	7.6	24.0	24.0	73.6	73.6	5.1	5.1	5.8	6.7	7	8	817904	814665
						1.0	0.2	234	27.3		7.6		24.0		73.6		5.1		5.8		7			
					Middle	2.1	-	-	-	-	-	-	-	-	-	-	-		-		-			
						2.1	-	-	-		-		-		-		-		-		-			
					Bottom	3.1	0.2	233	27.2	27.2	7.6	7.6	24.6	24.7	74.1	74.9	5.1	5.2	7.2		8			
						3.1	0.2	239	27.1		7.6		24.7		75.6		5.2		7.9		8			
23-Aug-16	Sunny	Calm	08:53	4.2	Surface	1.0	0.2	275	28.2	28.2	7.7	7.7	22.5	22.5	72.5	72.5	5.0	5.0	7.3	8.4	10	14	817883	814681
						1.0	0.3	278	28.2		7.7		22.5		72.5		5.0		7.4		10			
					Middle	2.1	-	-	-	-	-	-	-	-	-	-	-		-		-			
						2.1	-	-	-		-		-		-		-		-		-			
					Bottom	3.2	0.1	262	28.3	28.3	7.7	7.7	22.8	22.8	71.8	71.8	4.9	4.9	9.3		18			
						3.2	0.2	268	28.3		7.7		22.8		71.8		4.9		9.7		16			
25-Aug-16	Sunny	Cloudy	11:33	4.2	Surface	1.0	0.2	240	29.1	29.1	7.9	7.9	21.9	21.9	85.7	85.6	5.8	5.8	4.3	6.6	14	15	817914	814668
						1.0	0.3	244	29.1		7.9		21.9		85.5		5.8		4.5		16			
					Middle	2.1	-	-	-	-	-	-	-	-	-	-	-		-		-			
						2.1	-	-	-		-		-		-		-		-		-			
					Bottom	3.2	0.2	243	29.0	29.0	7.9	7.9	22.0	22.0	83.5	83.8	5.7	5.7	8.7		15			
						3.2	0.2	248	29.0		7.9		22.0		84.0		5.7		8.8		15			
27-Aug-16	Cloudy	Moderate	16:52	4.1	Surface	1.0	0.2	175	29.5	29.5	8.1	8.1	21.0	21.0	128.6	128.7	8.7	8.7	14.1	22.5	27	27	817917	814653
						1.0	0.2	192	29.5		8.1		21.0		128.8		8.7		14.1		27			
					Middle	2.1	-	-	-	-	-	-	-	-	-	-	-		-		-			
						2.1	-	-	-		-		-		-		-		-		-			
					Bottom	3.1	0.2	153	29.1	29.1	8.0	8.0	22.1	22.1	105.1	105.2	7.1	7.1	29.5		27			
						3.1	0.2	156	29.1		8.0		22.1		105.2		7.1		32.2		28			
30-Aug-16	Fine	Calm	19:43	4.3	Surface	1.0	0.1	206	27.7	27.7	7.9	7.9	27.9	28.0	76.2	76.0	5.1	5.1	7.5	8.3	12	13	817915	814656
						1.0	0.1	220	27.7		7.9		28.0		75.8		5.1		7.6		12			
					Middle	2.2	-	-	-	-	-	-	-	-	-	-	-		-		-			
						2.2	-	-	-		-		-		-		-		-		-			
					Bottom	3.3	0.1	218	27.6	27.6	7.9	7.9	28.1	28.1	74.9	75.0	5.0	5.0	9.1		14			
						3.3	0.1	238	27.6		7.9		28.1		75.0		5.0		8.9		15			

DA: Depth-Averaged
Calm: Small or no wave; Moderate: Between calm and rough; Rough : White capped or rougher

Expansion of Hong Kong International Airport into a Three-Runway System
Baseline Water Quality Monitoring
Water Quality Monitoring Results at SR7 during Mid-Flood Tide

Date	Weather Condition	Sea Condition	Sampling Time	Water Depth (m)	Sampling Depth (m)		Current Speed (m/s)	Current Direction	Water Temperature (°C) Value	Water Temperature (°C) Average	pH Value	pH Average	Salinity (ppt) Value	Salinity (ppt) Average	DO Saturation (%) Value	DO Saturation (%) Average	Dissolved Oxygen (mg/L) Value	Dissolved Oxygen (mg/L) DA	Turbidity(NTU) Value	Turbidity(NTU) DA	Suspended Solids (mg/L) Value	Suspended Solids (mg/L) DA	Coordinate HK Grid (Northing)	Coordinate HK Grid (Easting)
4-Aug-16	Cloudy	Moderate	22:09	17.4	Surface	1.0	0.2	222	24.0	24.0	7.7	7.7	27.7	27.7	61.1	61.0	4.4	4.4	5.1	8.9	11	12	823625	823761
						1.0	0.2	229	24.0		7.7		27.7		61.0		4.4		5.1		11			
					Middle	8.7	0.1	187	23.3	23.3	7.7	7.7	29.9	29.9	59.9	59.9	4.3		8.9		10			
						8.7	0.1	191	23.3		7.7		29.9		59.9		4.3		8.9		10			
					Bottom	16.4	0.2	102	23.2	23.2	7.7	7.7	30.3	30.3	63.7	63.7	4.6	4.6	12.6		16			
						16.4	0.2	105	23.2		7.7		30.3		63.7		4.6		12.6		15			
6-Aug-16	Cloudy	Calm	07:00	17.1	Surface	1.0	0.2	208	26.0	26.0	7.5	7.5	22.3	22.3	65.5	65.5	4.7	4.6	2.9	4.3	4	4	823652	823722
						1.0	0.2	212	26.0		7.5		22.3		65.5		4.7		2.9		4			
					Middle	8.6	0.2	191	25.6	25.6	7.6	7.6	24.3	24.3	62.7	62.7	4.5		3.6		3			
						8.6	0.2	193	25.6		7.6		24.3		62.6		4.5		3.6		5			
					Bottom	16.1	0.2	128	23.7	23.8	7.7	7.7	29.9	29.9	58.5	58.6	4.2	4.2	6.5		4			
						16.1	0.2	134	23.8		7.6		29.9		58.6		4.2		6.5		3			
9-Aug-16	Fine	Calm	09:00	16.3	Surface	1.0	0.3	199	26.5	26.5	7.8	7.8	23.1	23.1	80.2	80.2	5.7	5.4	1.1	2.0	3	7	823632	823732
						1.0	0.3	217	26.5		7.8		23.1		80.2		5.7		1.1		3			
					Middle	8.2	0.3	210	25.7	25.7	7.8	7.8	25.8	25.8	70.9	70.9	5.0		1.4		3			
						8.2	0.4	228	25.7		7.8		25.7		70.8		5.0		1.5		2			
					Bottom	15.3	0.3	174	24.0	24.0	7.8	7.8	30.6	30.6	64.0	64.6	4.5	4.6	3.5		13			
						15.3	0.3	181	24.0		7.8		30.6		65.2		4.6		3.2		15			
11-Aug-16	Rainy	Moderate	11:48	15.6	Surface	1.0	0.4	257	25.9	25.9	7.7	7.7	22.3	22.3	75.0	75.0	5.4	5.0	1.0	4.1	2	6	823621	823741
						1.0	0.4	261	25.9		7.7		22.3		74.9		5.4		1.0		2			
					Middle	7.8	0.2	237	24.5	24.5	7.8	7.8	27.6	27.6	63.7	63.5	4.5		2.2		2			
						7.8	0.2	242	24.5		7.8		27.6		63.2		4.5		2.2		2			
					Bottom	14.6	0.2	245	23.4	23.4	7.8	7.8	31.0	31.0	53.9	54.2	3.8	3.9	9.1		14			
						14.6	0.2	254	23.4		7.7		31.0		54.4		3.9		9.3		15			
13-Aug-16	Fine	Moderate	18:04	16.7	Surface	1.0	0.2	171	24.7	24.7	7.9	7.9	27.7	27.7	77.2	77.4	5.5	4.9	0.9	2.9	3	3	823652	823725
						1.0	0.2	185	24.7		7.9		27.7		77.5		5.5		0.8		2			
					Middle	8.4	0.2	165	23.7	23.7	7.9	7.9	30.7	30.7	60.6	60.5	4.3		1.7		2			
						8.4	0.2	174	23.7		7.9		30.7		60.4		4.3		1.8		4			
					Bottom	15.7	0.2	207	22.7	22.7	7.9	7.9	33.5	33.5	49.9	50.2	3.5	3.6	5.8		3			
						15.7	0.2	207	22.7		7.9		33.5		50.4		3.6		6.1		4			
16-Aug-16	Cloudy	Moderate	19:52	16.0	Surface	1.0	0.2	206	23.7	23.7	7.9	7.9	28.8	28.8	59.7	59.7	4.3	4.3	3.0	7.3	5	7	823649	823722
						1.0	0.2	224	23.7		7.9		28.8		59.7		4.3		3.1		6			
					Middle	8.0	0.2	176	23.4	23.4	8.0	8.0	29.5	29.5	59.4	59.4	4.3		8.2		7			
						8.0	0.2	185	23.3		8.0		29.5		59.4		4.3		7.6		6			
					Bottom	15.0	0.1	190	23.1	23.1	7.9	7.9	30.6	30.6	61.6	61.6	4.4	4.4	10.9		10			
						15.0	0.2	205	23.1		7.9		30.6		61.6		4.4		10.9		10			
18-Aug-16	Cloudy	Rough	20:57	18.3	Surface	1.0	0.2	255	24.2	24.2	7.8	7.8	28.8	28.8	61.7	61.8	4.4	4.5	6.6	10.1	4	10	823631	823722
						1.0	0.2	279	24.2		7.8		28.8		61.8		4.4		6.4		4			
					Middle	9.2	0.2	136	24.1	24.1	7.8	7.8	29.4	29.4	63.4	63.4	4.5		10.5		12			
						9.2	0.2	145	24.1		7.8		29.4		63.4		4.5		10.5		11			
					Bottom	17.3	0.2	100	24.1	24.1	7.8	7.8	29.7	29.7	64.4	64.4	4.6	4.6	13.3		14			
						17.3	0.2	106	24.1		7.8		29.7		64.4		4.6		13.1		15			
20-Aug-16	Cloudy	Calm	06:07	16.4	Surface	1.0	0.2	237	25.6	25.6	7.8	7.8	24.9	24.9	72.2	72.2	5.1	5.1	3.4	4.7	4	5	823649	823737
						1.0	0.2	253	25.6		7.8		24.9		72.2		5.1		3.4		4			
					Middle	8.2	0.3	188	25.5	25.5	7.8	7.8	25.6	25.6	71.3	71.3	5.0		4.1		5			
						8.2	0.3	196	25.5		7.8		25.6		71.3		5.0		4.2		5			
					Bottom	15.4	0.2	111	25.0	25.0	7.7	7.7	27.9	27.9	70.5	70.5	5.0	5.0	6.6		6			
						15.4	0.2	114	25.0		7.7		27.9		70.5		5.0		6.6		6			
23-Aug-16	Sunny	Calm	08:37	17.8	Surface	1.0	0.3	202	26.4	26.4	7.8	7.8	23.1	23.1	69.9	69.9	4.9	4.9	3.2	7.0	3	4	823623	823742
						1.0	0.3	204	26.4		7.8		23.1		69.9		4.9		3.2		4			
					Middle	8.9	0.6	194	26.1	26.1	7.8	7.8	25.2	25.2	67.8	67.8	4.8		6.3		4			
						8.9	0.7	212	26.1		7.8		25.2		67.7		4.8		6.5		4			
					Bottom	16.8	0.9	239	25.6	25.6	7.9	7.9	28.2	28.2	66.5	66.5	4.6	4.6	11.3		4			
						16.8	0.9	261	25.6		7.9		28.2		66.5		4.6		11.5		6			
25-Aug-16	Fine	Cloudy	11:06	16.7	Surface	1.0	0.2	210	28.8	28.8	7.8	7.8	22.3	22.3	73.5	73.5	5.0	4.6	2.2	2.9	2	2	823650	823742
						1.0	0.2	223	28.8		7.8		22.3		73.4		5.0		2.2		<2			
					Middle	8.4	0.2	171	27.8	27.8	7.8	7.8	25.7	25.8	61.8	61.8	4.2		3.6		2			
						8.4	0.2	185	27.8		7.8		25.8		61.7		4.2		3.7		2			
					Bottom	15.7	2.4	160	27.5	27.5	7.8	7.8	27.1	27.1	60.9	60.9	4.1	4.1	2.7		3			
						15.7	2.6	168	27.5		7.8		27.1		60.9		4.1		2.7		3			
27-Aug-16	Cloudy	Calm	16:53	17.0	Surface	1.0	0.2	170	27.8	27.8	8.0	8.0	27.3	27.3	73.7	73.7	5.0	4.4	3.4	7.3	3	5	823648	823734
						1.0	0.2	174	27.8		8.0		27.3		73.7		5.0		3.4		2			
					Middle	8.5	0.2	169	27.1	27.1	7.9	7.9	29.4	29.5	56.5	56.5	3.8		8.6		5			
						8.5	0.2	174	27.0		7.9		29.5		56.5		3.8		8.6		6			
					Bottom	16.0	0.2	175	26.6	26.6	7.9	7.9	30.8	30.8	56.0	56.0	3.8	3.8	9.7		6			
						16.0	0.2	180	26.6		7.9		30.8		56.0		3.8		9.9		5			
30-Aug-16	Cloudy	Moderate	19:40	17.6	Surface	1.0	0.3	246	24.9	24.9	8.0	8.0	30.2	30.2	60.5	60.6	4.2	4.3	7.2	9.3	6	9	823653	823729
						1.0	0.3	247	24.9		8.0		30.2		60.6		4.2		7.3		7			
					Middle	8.8	0.2	126	24.8	24.8	8.0	8.0	30.7	30.7	61.3	61.3	4.3		10.2		9			
						8.8	0.2	129	24.8		8.0		30.7		61.3		4.3		10.2		9			
					Bottom	16.6	0.2	135	24.7	24.7	8.0	8.0	30.9	30.9	63.3	63.3	4.4	4.4	10.4		10			
						16.6	0.2	140	24.7		8.0		30.9		63.3		4.4		10.4		10			

DA: Depth-Averaged
Calm: Small or no wave; Moderate: Between calm and rough; Rough : White capped or rougher

Expansion of Hong Kong International Airport into a Three-Runway System
Baseline Water Quality Monitoring
Water Quality Monitoring Results at SR8 during Mid-Flood Tide

Date	Weather Condition	Sea Condition	Sampling Time	Water Depth (m)	Sampling Depth (m)		Current Speed (m/s)	Current Direction	Water Temperature (°C) Value	Water Temperature (°C) Average	pH Value	pH Average	Salinity (ppt) Value	Salinity (ppt) Average	DO Saturation (%) Value	DO Saturation (%) Average	Dissolved Oxygen (mg/L) Value	Dissolved Oxygen (mg/L) DA	Turbidity(NTU) Value	Turbidity(NTU) DA	Suspended Solids (mg/L) Value	Suspended Solids (mg/L) DA	Coordinate HK Grid (Northing)	Coordinate HK Grid (Easting)
4-Aug-16	Cloudy	Moderate	20:38	4.8	Surface	1.0	0.3	259	26.1	26.1	7.6	7.6	21.1	21.1	80.1	80.1	5.8	5.8	10.5	15.3	8	23	820408	811610
						1.0	0.3	283	26.1		7.6		21.1		80.1		5.8		10.7		8			
					Middle	2.4	-	-	-	-	-	-	-	-	-	-	-		-		-			
						2.4	-	-	-		-		-		-		-		-		-			
					Bottom	3.8	0.2	256	25.6	25.6	7.6	7.6	22.7	22.7	79.8	79.8	5.7	5.7	20.0		38			
						3.8	0.3	269	25.6		7.6		22.7		79.8		5.7		20.0		37			
6-Aug-16	Sunny	Moderate	08:31	5.2	Surface	1.0	0.2	292	27.3	27.3	7.4	7.4	18.8	18.8	72.3	72.3	5.1	5.1	4.4	4.5	4	4	820412	811591
						1.0	0.2	294	27.3		7.4		18.8		72.3		5.1		4.3		4			
					Middle	2.6	-	-	-	-	-	-	-	-	-	-	-		-		-			
						2.6	-	-	-		-		-		-		-		-		-			
					Bottom	4.2	0.3	266	26.6	26.6	7.5	7.5	19.6	19.6	70.4	70.4	5.1	5.1	4.6		4			
						4.2	0.4	278	26.6		7.5		19.6		70.4		5.1		4.6		5			
9-Aug-16	Fine	Moderate	10:15	5.4	Surface	1.0	0.2	176	28.7	28.7	7.8	7.8	16.5	16.5	93.8	93.8	6.6	6.6	3.4	5.4	<2	4	820408	811604
						1.0	0.2	186	28.7		7.8		16.4		93.7		6.6		3.4		<2			
					Middle	2.7	-	-	-	-	-	-	-	-	-	-	-		-		-			
						2.7	-	-	-		-		-		-		-		-		-			
					Bottom	4.4	0.2	216	26.9	26.9	7.7	7.7	21.4	21.3	85.1	85.2	6.0	6.0	7.3		6			
						4.4	0.2	230	26.9		7.7		21.2		85.3		6.0		7.4		5			
11-Aug-16	Cloudy	Moderate	13:19	4.4	Surface	1.0	0.3	285	26.6	26.6	7.7	7.7	20.7	20.7	81.0	80.9	5.8	5.8	2.3	3.6	2	3	820433	811596
						1.0	0.3	288	26.6		7.7		20.7		80.7		5.8		2.5		2			
					Middle	2.2	0.4	-	-	-	-	-	-	-	-	-	-		-		-			
						2.2	0.4	-	-		-		-		-		-		-		-			
					Bottom	3.4	0.3	274	25.3	25.3	7.7	7.7	26.8	26.8	64.5	64.6	4.6	4.6	4.9		4			
						3.4	0.3	300	25.3		7.7		26.8		64.7		4.6		4.7		4			
13-Aug-16	Fine	Moderate	16:29	4.8	Surface	1.0	0.2	247	27.2	27.2	7.9	7.9	18.9	18.9	87.8	87.2	6.3	6.3	5.5	4.7	<2	2	820400	811582
						1.0	0.2	261	27.2		7.9		18.9		86.6		6.2		6.2		<2			
					Middle	2.4	-	-	-	-	-	-	-	-	-	-	-		-		-			
						2.4	-	-	-		-		-		-		-		-		-			
					Bottom	3.8	0.2	237	25.4	25.5	7.8	7.8	24.7	24.7	76.8	78.2	5.5	5.6	3.3		3			
						3.8	0.2	256	25.5		7.8		24.6		79.6		5.7		3.6		2			
16-Aug-16	Cloudy	Moderate	18:28	5.0	Surface	1.0	0.2	113	25.4	25.4	7.9	7.9	23.6	23.6	76.5	76.5	5.5	5.5	9.5	15.2	10	12	820402	811595
						1.0	0.2	115	25.4		7.9		23.6		76.4		5.5		9.6		10			
					Middle	2.5	-	-	-	-	-	-	-	-	-	-	-		-		-			
						2.5	-	-	-		-		-		-		-		-		-			
					Bottom	4.0	0.2	231	24.8	24.8	7.8	7.8	25.3	25.3	72.9	72.9	5.2	5.2	20.8		15			
						4.0	0.2	244	24.8		7.8		25.3		72.9		5.2		20.8		13			
18-Aug-16	Cloudy	Rough	19:39	5.2	Surface	1.0	0.2	259	25.1	25.1	7.8	7.8	26.0	26.0	77.2	77.2	5.5	5.5	11.1	12.7	11	18	820422	811584
						1.0	0.2	278	25.1		7.8		26.0		77.2		5.5		11.1		11			
					Middle	2.6	-	-	-	-	-	-	-	-	-	-	-		-		-			
						2.6	-	-	-		-		-		-		-		-		-			
					Bottom	4.2	0.3	254	24.8	24.8	7.8	7.8	26.8	26.8	78.1	78.2	5.6	5.6	14.2		25			
						4.2	0.3	268	24.8		7.8		26.8		78.2		5.6		14.3		23			
20-Aug-16	Moderate	Fine	07:11	5.4	Surface	1.0	0.4	267	26.0	26.0	7.6	7.6	21.0	21.0	73.0	73.1	5.3	5.3	10.3	9.4	4	4	820426	811580
						1.0	0.4	291	26.0		7.6		21.0		73.1		5.3		10.6		3			
					Middle	2.7	-	-	-	-	-	-	-	-	-	-	-		-		-			
						2.7	-	-	-		-		-		-		-		-		-			
					Bottom	4.4	0.4	279	25.7	25.7	7.7	7.7	23.8	23.9	74.7	74.9	5.3	5.3	8.2		4			
						4.4	0.5	283	25.7		7.7		23.9		75.1		5.3		8.6		4			
23-Aug-16	Sunny	Moderate	09:47	5.4	Surface	1.0	0.1	135	27.4	27.4	7.7	7.7	18.4	18.4	74.6	74.6	5.3	5.3	7.0	9.1	5	5	820429	811610
						1.0	0.1	143	27.4		7.7		18.4		74.5		5.3		7.1		5			
					Middle	2.7	-	-	-	-	-	-	-	-	-	-	-		-		-			
						2.7	-	-	-		-		-		-		-		-		-			
					Bottom	4.4	0.1	241	26.7	26.7	7.7	7.7	21.9	21.9	74.2	74.3	5.3	5.3	11.0		5			
						4.4	0.1	253	26.7		7.7		21.9		74.3		5.3		11.1		4			
25-Aug-16	Fine	Moderate	12:15	5.3	Surface	1.0	0.1	183	29.6	29.6	7.8	7.8	18.5	18.5	76.1	76.1	5.2	5.2	5.5	6.8	4	5	820430	811586
						1.0	0.1	194	29.6		7.8		18.5		76.1		5.2		5.5		5			
					Middle	2.7	-	-	-	-	-	-	-	-	-	-	-		-		-			
						2.7	-	-	-		-		-		-		-		-		-			
					Bottom	4.3	0.2	246	28.8	28.8	7.8	7.8	20.9	20.9	74.4	74.5	5.1	5.1	8.1		6			
						4.3	0.2	266	28.8		7.8		20.9		74.6		5.1		8.0		5			
27-Aug-16	Cloudy	Moderate	15:43	5.2	Surface	1.0	0.3	105	29.4	29.4	8.1	8.1	20.1	20.1	104.8	104.8	7.2	7.2	5.1	7.9	5	6	820431	811606
						1.0	0.3	108	29.4		8.1		20.1		104.8		7.2		5.1		5			
					Middle	2.6	-	-	-	-	-	-	-	-	-	-	-		-		-			
						2.6	-	-	-		-		-		-		-		-		-			
					Bottom	4.2	0.3	159	28.0	28.0	7.9	7.9	25.3	25.3	68.8	68.8	4.7	4.7	10.7		7			
						4.2	0.3	165	28.0		7.9		25.3		68.8		4.7		10.7		8			
30-Aug-16	Cloudy	Moderate	18:24	5.1	Surface	1.0	0.2	235	27.1	27.1	8.0	8.0	25.4	25.4	82.1	82.1	5.7	5.7	10.1	10.4	9	10	820412	811610
						1.0	0.2	236	27.0		8.0		25.4		82.1		5.7		9.8		8			
					Middle	2.6	-	-	-	-	-	-	-	-	-	-	-		-		-			
						2.6	-	-	-		-		-		-		-		-		-			
					Bottom	4.1	0.3	244	26.0	26.0	8.0	8.0	27.1	27.1	79.8	79.8	5.6	5.6	11.0		11			
						4.1	0.3	265	26.0		8.0		27.1		79.8		5.6		10.8		11			

DA: Depth-Averaged
Calm: Small or no wave; Moderate: Between calm and rough; Rough : White capped or rougher

Expansion of Hong Kong International Airport into a Three-Runway System
Baseline Water Quality Monitoring
Water Quality Monitoring Results at C1 during Mid-Ebb Tide

Date	Weather Condition	Sea Condition	Sampling Time	Water Depth (m)	Sampling Depth (m)		Current Speed (m/s)	Current Direction	Water Temperature (°C) Value	Water Temperature (°C) Average	pH Value	pH Average	Salinity (ppt) Value	Salinity (ppt) Average	DO Saturation (%) Value	DO Saturation (%) Average	Dissolved Oxygen (mg/L) Value	Dissolved Oxygen (mg/L) DA	Turbidity(NTU) Value	Turbidity(NTU) DA	Suspended Solids (mg/L) Value	Suspended Solids (mg/L) DA	Total Alkalinity (ppm) Value	Total Alkalinity (ppm) DA	Coordinate HK Grid (Northing)	Coordinate HK Grid (Easting)	Chromium (µg/L) Value	Chromium (µg/L) DA	Nickel (µg/L) Value	Nickel (µg/L) DA
4-Aug-16	Cloudy	Moderate	13:49	8.9	Surface	1.0	0.7	226	26.0	26.0	7.8	7.8	27.2	27.2	72.9	72.9	5.1	4.7	4.7	17.7	6	19	88	96	815625	804263	<0.2	<0.2	1.1	0.9
						1.0	0.7	239	26.0		7.8		27.2		72.8		5.1		4.6		7		90				<0.2		1.2	
					Middle	4.5	0.7	208	24.9	24.9	7.8	7.8	29.6	29.6	59.8	59.8	4.2		8.4		6		101				<0.2		0.8	
						4.5	0.8	210	24.9		7.8		29.6		59.8		4.2		8.9		6		99				<0.2		0.8	
					Bottom	7.9	0.6	220	24.6	24.6	7.8	7.8	30.8	30.8	59.8	60.0	4.2	4.2	40.5		43		100				<0.2		0.6	
						7.9	0.6	227	24.6		7.8		30.8		60.1		4.2		38.9		43		101				<0.2		0.6	
6-Aug-16	Sunny	Moderate	14:48	8.5	Surface	1.0	0.4	153	28.1	28.2	7.7	7.7	22.6	22.2	74.9	74.9	5.2	4.5	2.0	10.0	3	7	84	95	815637	804256	<0.2	<0.2	2.0	1.3
						1.0	0.4	162	28.2		7.7		21.8		74.9		5.2		1.7		2		87				<0.2		2.0	
					Middle	4.3	0.6	73	25.3	25.3	7.7	7.7	29.6	29.6	54.6	54.5	3.8		8.2		3		95				<0.2		1.3	
						4.3	0.6	78	25.3		7.7		29.6		54.4		3.8		8.8		3		96				<0.2		1.2	
					Bottom	7.5	0.5	98	24.7	24.8	7.7	7.7	31.0	31.0	54.2	54.4	3.8	3.8	20.6		14		103				<0.2		0.6	
						7.5	0.6	104	24.8		7.7		31.0		54.5		3.8		18.9		14		103				<0.2		0.7	
9-Aug-16	Cloudy	Moderate	16:20	7.9	Surface	1.0	0.5	184	29.4	29.4	8.0	8.0	16.9	16.7	91.8	91.0	6.4	5.0	2.1	5.4	3	8	87	94	815621	804228	<0.2	<0.2	2.9	1.6
						1.0	0.6	184	29.3		8.0		16.5		90.1		6.3		2.2		4		89				<0.2		2.8	
					Middle	4.0	0.3	185	25.1	24.9	7.8	7.8	31.1	31.3	52.6	52.8	3.6		2.7		5		92				<0.2		1.4	
						4.0	0.3	192	24.6		7.8		31.4		52.9		3.7		2.9		4		94				<0.2		1.4	
					Bottom	6.9	0.2	199	24.5	24.6	7.8	7.8	32.3	32.3	49.5	49.7	3.4	3.5	11.2		17		100				<0.2		0.5	
						6.9	0.2	202	24.6		7.8		32.3		49.9		3.5		11.1		16		100				<0.2		0.5	
11-Aug-16	Sunny	Moderate	18:21	8.0	Surface	1.0	0.4	239	28.3	28.4	7.8	7.8	18.1	18.0	88.6	88.7	6.2	5.0	1.2	3.2	<2	4	75	91	815635	804266	<0.2	<0.2	3.6	2.0
						1.0	0.4	258	28.4		7.8		17.8		88.8		6.3		1.1		<2		73				<0.2		4.1	
					Middle	4.0	0.3	157	24.9	24.9	7.8	7.8	30.7	30.7	52.5	52.4	3.7		2.4		2		95				<0.2		1.5	
						4.0	0.3	171	24.9		7.8		30.7		52.3		3.6		2.5		3		93				<0.2		1.7	
					Bottom	7.0	0.3	171	24.2	24.2	7.8	7.8	32.8	32.8	41.9	42.1	2.9	2.9	5.8		6		107				<0.2		0.5	
						7.0	0.3	177	24.2		7.8		32.8		42.3		2.9		5.9		6		104				<0.2		0.4	
13-Aug-16	Sunny	Moderate	09:08	8.5	Surface	1.0	0.4	205	28.1	28.1	7.7	7.7	19.4	19.5	71.5	71.5	5.0	4.2	2.0	3.6	2	3	72	85	815605	804250	<0.2	<0.2	3.0	1.8
						1.0	0.4	222	28.0		7.7		19.5		71.5		5.0		2.1		2		70				<0.2		2.8	
					Middle	4.3	0.5	206	25.8	25.6	7.8	7.8	28.5	28.7	49.6	49.7	3.4		2.8		3		90				<0.2		1.4	
						4.3	0.5	217	25.3		7.8		28.8		49.8		3.5		2.7		2		92				<0.2		1.5	
					Bottom	7.5	0.5	224	24.8	24.8	7.8	7.8	32.1	32.1	45.8	45.8	3.2	3.2	5.8		3		92				<0.2		1.2	
						7.5	0.5	228	24.8		7.8		32.1		45.8		3.2		5.9		4		95				<0.2		0.9	
16-Aug-16	Rainy	Moderate	11:26	8.2	Surface	1.0	0.6	224	26.6	26.5	7.9	7.9	25.4	25.5	74.3	74.5	5.2	4.4	3.2	8.5	3	13	80	89	815619	804230	<0.2	<0.2	1.2	0.9
						1.0	0.7	240	26.3		7.9		25.6		74.7		5.2		3.3		2		78				<0.2		1.2	
					Middle	4.1	0.6	214	25.2	25.3	7.8	7.8	30.5	30.5	50.3	50.4	3.5		6.4		4		91				<0.2		1.0	
						4.1	0.7	222	25.3		7.8		30.5		50.4		3.5		6.5		3		93				<0.2		0.9	
					Bottom	7.2	0.5	223	25.1	25.1	7.8	7.8	31.1	31.1	49.0	49.2	3.4	3.4	15.7		31		97				<0.2		0.6	
						7.2	0.5	241	25.1		7.8		31.1		49.4		3.4		16.1		32		96				<0.2		0.6	
20-Aug-16	Sunny	Moderate	13:37	8.3	Surface	1.0	0.7	219	27.1	27.4	7.9	7.9	26.3	26.2	80.1	79.8	5.5	5.3	5.1	39.9	8	32	92	97	815630	804257	<0.2	<0.2	1.9	1.0
						1.0	0.7	228	27.6		7.9		26.1		79.5		5.4		4.9		6		95				<0.2		1.1	
					Middle	4.2	0.7	213	26.6	26.9	7.9	7.9	29.4	29.3	76.8	76.5	5.2		26.5		35		99				<0.2		0.8	
						4.2	0.8	213	27.1		7.9		29.1		76.2		5.1		26.0		34		98				<0.2		0.8	
					Bottom	7.3	0.6	212	26.6	26.8	7.9	7.9	29.4	29.3	76.6	76.4	5.2	5.2	87.9		54		96				<0.2		0.8	
						7.3	0.7	223	27.0		7.9		29.1		76.1		5.1		88.8		54		99				<0.2		0.8	
23-Aug-16	Cloudy	Moderate	16:02	8.9	Surface	1.0	0.3	214	28.4	28.4	7.9	7.9	23.8	23.8	84.1	84.0	5.7	5.5	3.4	6.0	4	7	94	96	815624	804258	<0.2	<0.2	1.9	1.1
						1.0	0.3	235	28.4		7.9		23.8		83.9		5.7		3.5		5		93				<0.2		1.8	
					Middle	4.5	0.4	200	27.5	27.5	7.9	7.9	28.4	28.5	77.7	77.7	5.2		4.9		7		94				<0.2		0.9	
						4.5	0.4	211	27.5		7.9		28.5		77.6		5.2		5.0		7		95				<0.2		0.8	
					Bottom	7.9	0.4	198	27.2	27.2	7.9	7.9	30.0	30.0	73.1	73.2	4.9	4.9	9.7		8		102				<0.2		0.7	
						7.9	0.4	213	27.2		7.9		30.0		73.2		4.9		9.7		9		99				<0.2		0.6	
25-Aug-16	Sunny	Moderate	17:51	8.6	Surface	1.0	0.4	227	29.5	29.5	7.9	7.9	19.1	19.1	89.3	89.2	6.1	5.4	1.8	3.5	4	6	82	93	815621	804244	<0.2	<0.2	2.7	1.6
						1.0	0.4	233	29.4		7.9		19.1		89.0		6.1		1.9		5		79				<0.2		2.8	
					Middle	4.3	0.3	184	27.2	27.2	7.9	7.9	29.0	29.0	68.9	68.8	4.6		1.9		4		100				<0.2		1.0	
						4.3	0.3	196	27.2		7.9		29.0		68.7		4.6		2.0		5		97				<0.2		1.1	
					Bottom	7.6	0.3	192	26.7	26.7	7.9	7.9	30.7	30.7	63.4	63.7	4.3	4.3	6.7		9		98				<0.2		1.1	
						7.6	0.3	198	26.7		7.9		30.7		63.9		4.3		6.9		9		100				<0.2		0.9	
27-Aug-16	Cloudy	Moderate	08:08	8.9	Surface	1.0	0.5	228	28.7	28.7	7.9	7.9	20.4	20.4	79.4	79.4	5.5	4.9	1.1	3.6	4	6	95	97	815622	804262	<0.2	<0.2	1.7	1.0
						1.0	0.5	235	28.7		7.8		20.4		79.3		5.5		1.2		4		92				<0.2		1.4	
					Middle	4.5	0.6	207	26.8	26.8	7.9	7.9	30.4	30.5	62.1	62.2	4.2		3.3		3		96				<0.2		0.8	
						4.5	0.6	225	26.8		7.9		30.5		62.2		4.2		3.2		4		96				<0.2		0.9	
					Bottom	7.9	0.4	207	26.7	26.7	7.9	7.9	30.8	30.8	63.1	63.3	4.3	4.3	6.7		10		100				<0.2		0.6	
						7.9	0.4	216	26.7		7.9		30.7		63.4		4.3		6.2		12		100				<0.2		0.7	
30-Aug-16	Fine	Moderate	11:26	9.0	Surface	1.0	0.7	210	27.7	27.7	8.1	8.1	29.4	29.4	101.7	101.6	6.8	6.4	0.6	3.7	4	9	96	99	815634	804248	<0.2	<0.2	1.0	1.1
						1.0	0.7	222	27.7		8.1		29.4		101.5		6.8		0.6		5		96				<0.2		1.0	
					Middle	4.5	0.6	222	27.3	27.3	8.0	8.0	30.3	30.3	89.0	89.0	6.0		1.9		5		100				<0.2		1.6	
						4.5	0.6	242	27.3		8.0		30.3		89.0		6.0		2.0		5		100				<0.2		0.9	
					Bottom	8.0	0.5	215	27.2	27.2	8.0	8.0	30.4	30.4	81.4	81.5	5.4	5.5	8.5		19		100				<0.2		0.9	
						8.0	0.5	235	27.2		8.0		30.4		81.5		5.5		8.7		17		100				<0.2		1.1	

DA: Depth-Averaged
Calm: Small or no wave; Moderate: Between calm and rough; Rough : White capped or rougher

Expansion of Hong Kong International Airport into a Three-Runway System
Baseline Water Quality Monitoring
Water Quality Monitoring Results at C2 during Mid-Ebb Tide

Date	Weather Condition	Sea Condition	Sampling Time	Water Depth (m)	Sampling Depth (m)		Current Speed (m/s)	Current Direction	Water Temperature (°C) Value	Water Temperature (°C) Average	pH Value	pH Average	Salinity (ppt) Value	Salinity (ppt) Average	DO Saturation (%) Value	DO Saturation (%) Average	Dissolved Oxygen (mg/L) Value	Dissolved Oxygen (mg/L) DA	Turbidity(NTU) Value	Turbidity(NTU) DA	Suspended Solids (mg/L) Value	Suspended Solids (mg/L) DA	Total Alkalinity (ppm) Value	Total Alkalinity (ppm) DA	Coordinate HK Grid (Northing)	Coordinate HK Grid (Easting)	Chromium (µg/L) Value	Chromium (µg/L) DA	Nickel (µg/L) Value	Nickel (µg/L) DA
4-Aug-16	Cloudy	Moderate	15:17	11.6	Surface	1.0	1.0	177	26.3	26.3	7.7	7.7	21.0	21.0	81.1	81.0	5.8	5.5	6.4	13.1	6	10	83	88	825700	806959	<0.2	<0.2	2.3	2.1
						1.0	1.0	179	26.3		7.7		21.0		81.0		5.8		6.5		7		84				<0.2		2.4	
					Middle	5.8	0.9	178	25.4	25.4	7.7	7.7	22.9	22.9	72.1	72.1	5.2		18.2		7		87				<0.2		2.3	
						5.8	1.0	179	25.4		7.7		22.9		72.1		5.2		18.1		7		89				<0.2		2.3	
					Bottom	10.6	0.5	165	24.7	24.7	7.7	7.7	25.8	25.8	68.9	68.9	4.9	4.9	14.7		16		90				<0.2		1.8	
						10.6	0.5	173	24.7		7.7		25.8		68.9		4.9		14.7		17		92				<0.2		1.6	
6-Aug-16	Sunny	Moderate	13:33	12.3	Surface	1.0	0.4	181	27.7	27.7	7.5	7.5	17.9	17.9	71.0	71.0	5.1	4.8	3.0	9.4	2	4	82	88	825701	806953	<0.2	<0.2	4.2	3.0
						1.0	0.4	193	27.7		7.5		17.9		71.0		5.1		3.0		2		85				<0.2		4.0	
					Middle	6.2	0.4	175	25.8	25.8	7.5	7.5	23.2	23.2	61.3	61.3	4.4		9.0		5		87				<0.2		2.5	
						6.2	0.4	176	25.8		7.5		23.2		61.3		4.4		9.2		6		89				<0.2		2.4	
					Bottom	11.3	0.4	154	25.0	25.0	7.5	7.5	27.2	27.2	61.8	61.8	4.4	4.4	16.1		6		92				<0.2		2.6	
						11.3	0.4	163	25.0		7.5		27.2		61.8		4.4		16.1		5		92				<0.2		2.5	
9-Aug-16	Cloudy	Moderate	15:14	12.4	Surface	1.0	0.2	167	27.5	27.5	7.6	7.6	18.6	18.6	79.2	79.1	5.6	5.2	1.8	3.8	3	4	81	88	825701	806945	<0.2	<0.2	3.3	2.9
						1.0	0.3	176	27.5		7.6		18.6		78.9		5.6		1.7		3		84				<0.2		3.3	
					Middle	6.2	0.3	185	26.0	26.1	7.6	7.6	25.6	25.6	66.8	66.9	4.7		2.3		4		90				<0.2		3.4	
						6.2	0.3	190	26.1		7.6		25.6		66.9		4.7		2.4		3		89				<0.2		3.1	
					Bottom	11.4	0.5	168	24.9	24.9	7.6	7.6	28.2	28.2	61.6	61.7	4.3	4.3	7.4		4		92				<0.2		2.0	
						11.4	0.5	174	24.9		7.6		28.2		61.7		4.3		7.4		4		92				<0.2		2.2	
11-Aug-16	Fine	Moderate	17:08	10.9	Surface	1.0	0.1	190	25.9	25.9	7.7	7.7	23.5	23.5	74.8	74.8	5.3	4.7	0.5	2.2	<2	3	85	87	825670	806945	<0.2	<0.2	1.8	1.6
						1.0	0.1	204	25.9		7.7		23.5		74.7		5.3		0.5		<2		82				<0.2		1.7	
					Middle	5.5	0.1	225	24.9	24.9	7.7	7.7	27.5	27.5	58.3	58.3	4.1		0.8		<2		85				<0.2		1.7	
						5.5	0.1	232	24.9		7.7		27.4		58.2		4.1		0.8		<2		87				<0.2		2.1	
					Bottom	9.9	0.2	190	23.9	23.9	7.6	7.6	29.8	29.8	48.5	48.7	3.4	3.5	5.1		5		90				<0.2		1.3	
						9.9	0.2	208	23.9		7.6		29.8		48.9		3.5		5.2		6		93				<0.2		1.2	
13-Aug-16	Fine	Moderate	10:37	10.4	Surface	1.0	0.9	172	26.5	26.5	7.7	7.7	18.8	18.8	69.6	69.8	5.0	4.5	1.8	1.5	3	3	82	86	825691	806953	<0.2	<0.2	3.7	2.7
						1.0	1.0	179	26.5		7.7		18.8		69.9		5.1		1.9		2		83				<0.2		3.5	
					Middle	5.2	0.6	167	25.2	25.2	7.7	7.7	25.6	25.5	55.6	55.6	4.0		1.7		3		87				<0.2		2.9	
						5.2	0.6	170	25.2		7.7		25.4		55.6		4.0		1.8		2		86				<0.2		2.8	
					Bottom	9.4	0.6	167	24.5	24.5	7.8	7.8	28.5	28.5	57.2	57.5	3.1	3.1	1.0		3		88				<0.2		1.7	
						9.4	0.6	181	24.5		7.8		28.5		57.7		3.1		1.0		3		90				<0.2		1.7	
16-Aug-16	Cloudy	Moderate	13:11	11.2	Surface	1.0	1.2	169	25.8	25.8	7.8	7.8	19.3	19.3	62.3	62.3	4.5	4.3	4.5	14.4	2	4	83	89	825692	806954	<0.2	<0.2	3.0	2.0
						1.0	1.3	178	25.8		7.8		19.3		62.2		4.5		4.6		2		87				<0.2		2.6	
					Middle	5.6	0.9	171	24.0	24.0	7.9	7.9	28.3	28.3	57.3	57.4	4.1		17.8		4		90				<0.2		1.9	
						5.6	1.0	174	24.0		7.8		28.3		57.4		4.1		17.8		3		90				<0.2		1.8	
					Bottom	10.2	0.4	160	23.9	23.9	7.9	7.9	28.6	28.6	60.7	60.7	4.3	4.3	20.9		7		92				<0.2		1.3	
						10.2	0.4	164	23.9		7.9		28.6		60.7		4.3		20.9		7		92				<0.2		1.4	
20-Aug-16	Fine	Moderate	12:31	12.4	Surface	1.0	0.7	183	26.1	26.1	7.6	7.6	22.5	22.5	67.9	67.9	4.8	4.8	5.9	6.5	3	6	82	88	825678	806940	<0.2	<0.2	2.6	2.6
						1.0	0.8	183	26.1		7.6		22.5		67.9		4.8		5.9		3		78				<0.2		2.9	
					Middle	6.2	0.7	177	25.6	25.6	7.7	7.7	24.4	24.5	67.7	67.8	4.8		7.3		5		90				<0.2		2.5	
						6.2	0.7	180	25.6		7.7		24.5		67.8		4.8		7.3		5		89				<0.2		2.9	
					Bottom	11.4	0.4	161	25.1	25.1	7.7	7.7	27.4	27.4	70.0	70.1	4.9	5.0	6.3		10		93				<0.2		2.4	
						11.4	0.5	161	25.1		7.7		27.4		70.1		5.0		6.4		8		93				<0.2		2.2	
23-Aug-16	Sunny	Moderate	14:42	12.4	Surface	1.0	0.3	162	28.1	28.1	7.7	7.7	15.5	15.5	74.4	74.4	5.3	5.2	4.0	6.3	3	4	81	88	825692	806929	<0.2	<0.2	2.9	2.7
						1.0	0.3	163	28.1		7.7		15.5		74.4		5.3		4.0		2		82				<0.2		2.7	
					Middle	6.2	0.3	120	26.9	26.9	7.8	7.8	18.8	18.9	69.6	69.6	5.0		6.3		4		90				<0.2		3.1	
						6.2	0.4	126	26.9		7.8		18.9		69.5		5.0		6.5		3		89				<0.2		3.0	
					Bottom	11.4	0.4	188	26.1	26.1	7.8	7.8	24.3	24.3	68.9	68.9	4.9	4.9	8.6		7		93				<0.2		2.4	
						11.4	0.4	201	26.1		7.8		24.3		68.9		4.9		8.6		6		92				<0.2		2.2	
25-Aug-16	Fine	Moderate	16:41	12.3	Surface	1.0	0.2	168	29.2	29.2	7.7	7.7	19.2	19.2	67.1	67.1	4.6	4.5	2.9	3.9	2	3	82	88	825675	806940	<0.2	<0.2	3.2	2.8
						1.0	0.2	181	29.1		7.7		19.2		67.0		4.6		3.0		4		85				<0.2		3.3	
					Middle	6.2	0.2	232	28.5	28.5	7.8	7.8	21.6	21.6	63.5	63.5	4.4		3.3		3		89				<0.2		2.7	
						6.2	0.2	236	28.4		7.8		21.6		63.4		4.4		3.3		3		90				<0.2		2.8	
					Bottom	11.3	0.5	200	28.1	28.1	7.8	7.8	24.0	24.0	62.6	62.6	4.3	4.3	5.3		3		91				<0.2		2.1	
						11.3	0.6	201	28.1		7.8		24.0		62.6		4.3		5.3		2		91				<0.2		2.4	
27-Aug-16	Fine	Moderate	10:09	11.5	Surface	1.0	1.2	167	29.3	29.3	7.8	7.8	17.4	17.4	73.5	73.5	5.1	4.6	4.6	6.5	2	3	85	88	825699	806925	<0.2	<0.2	2.9	2.1
						1.0	1.2	170	29.3		7.8		17.4		73.4		5.1		4.7		2		83				<0.2		2.9	
					Middle	5.8	0.7	172	28.0	28.0	7.8	7.8	26.4	26.4	59.2	59.2	4.0		6.2		3		90				<0.2		1.9	
						5.8	0.8	184	28.0		7.8		26.4		59.2		4.0		6.3		2		89				<0.2		1.8	
					Bottom	10.5	0.3	148	27.7	27.7	7.8	7.8	27.5	27.5	59.2	59.2	4.0	4.0	8.7		3		92				<0.2		1.6	
						10.5	0.3	149	27.7		7.8		27.5		59.2		4.0		8.7		3		91				<0.2		1.4	
30-Aug-16	Fine	Moderate	13:25	10.6	Surface	1.0	1.2	170	26.7	26.7	8.0	8.0	22.8	22.8	81.0	81.0	5.7	5.7	5.8	10.1	5	5	83	88	825667	806943	<0.2	<0.2	3.0	2.6
						1.0	1.2	175	26.7		8.0		22.8		80.9		5.7		5.9		4		85				<0.2		3.2	
					Middle	5.3	1.0	170	26.2	26.2	8.0	8.0	24.7	24.7	78.8	78.9	5.6		10.2		4		90				<0.2		3.2	
						5.3	1.1	176	26.2		8.0		24.7		78.9		5.6		10.5		4		89				<0.2		2.3	
					Bottom	9.6	0.5	173	26.1	26.1	8.0	8.0	25.1	25.1	79.0	79.1	5.6	5.6	13.9		7		92				<0.2		1.9	
						9.6	0.5	175	26.1		8.0		25.1		79.1		5.6		14.0		8		91				<0.2		2.0	

DA: Depth-Averaged
Calm: Small or no wave; Moderate: Between calm and rough; Rough : White capped or rougher

Expansion of Hong Kong International Airport into a Three-Runway System
Baseline Water Quality Monitoring
Water Quality Monitoring Results at C3 during Mid-Ebb Tide

Date	Weather Condition	Sea Condition	Sampling Time	Water Depth (m)	Sampling Depth (m)		Current Speed (m/s)	Current Direction	Water Temperature (°C) Value	Water Temperature (°C) Average	pH Value	pH Average	Salinity (ppt) Value	Salinity (ppt) Average	DO Saturation (%) Value	DO Saturation (%) Average	Dissolved Oxygen (mg/L) Value	Dissolved Oxygen (mg/L) DA	Turbidity(NTU) Value	Turbidity(NTU) DA	Suspended Solids (mg/L) Value	Suspended Solids (mg/L) DA	Total Alkalinity (ppm) Value	Total Alkalinity (ppm) DA	Coordinate HK Grid (Northing)	Coordinate HK Grid (Easting)	Chromium (µg/L) Value	Chromium (µg/L) DA	Nickel (µg/L) Value	Nickel (µg/L) DA
4-Aug-16	Cloudy	Moderate	12:53	12.8	Surface	1.0	0.4	71	25.3	25.3	7.7	7.7	25.1	25.1	73.0	72.9	5.2	5.0	3.4	7.9	4	5	82	87	822106	817783	<0.2	<0.2	1.6	1.4
						1.0	0.4	74	25.3		7.7		25.1		72.9		5.2		3.5		4		83				<0.2		1.5	
					Middle	6.4	0.4	92	24.4	24.4	7.7	7.7	27.2	27.2	66.3	66.2	4.7		5.6		4		88				<0.2		1.4	
						6.4	0.4	99	24.4		7.7		27.2		66.2		4.7		5.8		5		89				<0.2		1.3	
					Bottom	11.8	0.3	92	23.9	23.9	7.7	7.7	28.0	28.0	63.0	63.0	4.5	4.5	14.7		5		92				<0.2		1.1	
						11.8	0.3	98	23.9		7.7		28.0		63.0		4.5		14.7		5		90				<0.2		1.2	
6-Aug-16	Sunny	Moderate	15:32	11.2	Surface	1.0	0.3	127	25.7	25.7	7.7	7.7	24.8	24.8	67.4	67.4	4.8	4.8	3.9	4.4	4	4	85	89	822117	817814	<0.2	<0.2	2.0	2.0
						1.0	0.3	135	25.7		7.7		24.8		67.4		4.8		4.0		3		86				<0.2		2.0	
					Middle	5.6	0.2	133	25.7	25.7	7.7	7.7	25.1	25.1	66.8	66.8	4.7		3.9		3		89				<0.2		2.1	
						5.6	0.2	137	25.7		7.7		25.1		66.8		4.7		3.9		4		89				<0.2		2.1	
					Bottom	10.2	0.2	92	25.5	25.5	7.7	7.7	25.7	25.7	65.2	65.2	4.6	4.6	5.5		4		92				<0.2		2.0	
						10.2	0.2	96	25.5		7.7		25.7		65.2		4.6		5.4		5		92				<0.2		1.9	
9-Aug-16	Cloudy	Moderate	17:17	13.2	Surface	1.0	0.2	183	27.1	27.1	7.9	7.9	21.0	21.0	94.9	94.9	6.7	6.4	3.3	2.6	2	4	85	89	822117	817816	<0.2	<0.2	2.6	2.5
						1.0	0.2	188	27.1		7.9		21.0		94.9		6.7		3.3		4		86				<0.2		2.5	
					Middle	6.6	0.3	228	26.5	26.5	7.8	7.8	23.5	23.6	85.7	85.7	6.0		2.2		5		91				<0.2		2.5	
						6.6	0.3	238	26.5		7.8		23.6		85.7		6.0		2.3		3		89				<0.2		2.7	
					Bottom	12.2	0.2	162	25.8	25.8	7.8	7.8	25.6	25.6	80.2	80.3	5.7	5.7	2.3		6		93				<0.2		2.3	
						12.2	0.2	178	25.8		7.8		25.6		80.3		5.7		2.3		4		92				<0.2		2.3	
11-Aug-16	Fine	Moderate	19:23	11.2	Surface	1.0	0.3	99	26.3	26.4	7.8	7.8	22.5	22.5	90.6	90.6	6.4	5.7	0.5	0.8	<2	3	89	92	822103	817809	<0.2	<0.2	1.6	1.4
						1.0	0.3	101	26.4		7.8		22.5		90.5		6.4		0.5		<2		90				<0.2		1.9	
					Middle	5.6	0.2	160	25.0	25.0	7.8	7.8	27.1	27.0	70.9	70.8	5.0		0.6		3		92				<0.2		1.3	
						5.6	0.2	164	25.0		7.8		26.9		70.6		5.0		0.6		3		94				<0.2		1.4	
					Bottom	10.2	0.2	216	23.6	23.6	7.8	7.8	31.5	31.5	64.8	64.9	4.6	4.6	1.2		3		94				<0.2		1.0	
						10.2	0.2	237	23.6		7.8		31.5		64.9		4.6		1.2		2		94				<0.2		0.9	
13-Aug-16	Fine	Moderate	08:13	11.7	Surface	1.0	0.2	113	26.1	26.1	7.8	7.8	21.3	21.2	79.4	79.2	5.7	5.3	0.7	1.0	<2	2	85	89	822125	817804	<0.2	<0.2	3.5	2.4
						1.0	0.2	122	26.1		7.8		21.1		79.0		5.7		0.7		<2		85				<0.2		3.6	
					Middle	5.9	0.3	83	24.8	24.8	7.8	7.8	26.9	26.9	67.7	67.8	4.8		0.6		2		88				<0.2		2.4	
						5.9	0.3	86	24.8		7.8		26.9		67.8		4.8		0.6		<2		90				<0.2		1.4	
					Bottom	10.7	0.3	70	23.8	23.9	7.8	7.8	30.1	30.0	63.9	64.1	4.5	4.6	1.6		2		92				<0.2		2.2	
						10.7	0.3	72	23.9		7.8		29.9		64.2		4.6		1.6		<2		93				<0.2		1.4	
16-Aug-16	Rainy	Moderate	10:46	12.3	Surface	1.0	0.5	112	24.7	24.7	7.9	7.9	25.0	25.0	75.0	75.0	5.4	5.2	2.0	2.9	4	4	85	89	822092	817790	<0.2	<0.2	1.5	1.4
						1.0	0.5	120	24.7		7.9		25.0		75.0		5.4		2.0		3		84				<0.2		1.2	
					Middle	6.2	0.3	84	24.4	24.4	7.9	7.9	26.6	26.6	69.3	69.3	5.0		3.2		4		90				<0.2		1.5	
						6.2	0.3	86	24.4		7.9		26.6		69.2		5.0		3.2		4		89				<0.2		1.5	
					Bottom	11.3	0.3	73	24.0	24.0	7.9	7.9	28.1	28.1	67.9	67.9	4.9	4.9	3.6		3		93				<0.2		1.5	
						11.3	0.3	75	24.0		7.9		28.1		67.9		4.9		3.6		4		91				<0.2		1.3	
20-Aug-16	Fine	Moderate	14:10	12.3	Surface	1.0	0.6	145	25.7	25.7	7.9	7.9	25.7	25.7	73.4	73.4	5.2	5.2	5.6	6.1	7	7	85	90	822128	817822	<0.2	<0.2	2.0	1.9
						1.0	0.6	145	25.7		7.9		25.7		73.4		5.2		5.7		6		86				<0.2		2.2	
					Middle	6.2	0.4	135	25.4	25.4	7.8	7.8	26.6	26.6	72.3	72.3	5.1		5.9		7		90				<0.2		1.8	
						6.2	0.4	138	25.4		7.8		26.6		72.3		5.1		5.9		7		90				<0.2		1.8	
					Bottom	11.3	0.5	79	25.4	25.4	7.8	7.8	26.8	26.8	73.1	73.1	5.2	5.2	6.6		6		94				<0.2		1.7	
						11.3	0.5	84	25.4		7.8		26.8		73.1		5.2		6.6		8		93				<0.2		1.7	
23-Aug-16	Fine	Moderate	16:21	12.3	Surface	1.0	0.4	130	26.9	26.9	7.9	7.9	23.7	23.7	77.5	77.5	5.4	5.2	3.2	4.0	4	5	86	90	822092	817816	<0.2	<0.2	1.7	1.8
						1.0	0.4	132	26.9		7.9		23.7		77.5		5.4		3.2		4		86				<0.2		2.0	
					Middle	6.2	0.3	85	26.3	26.3	7.9	7.9	25.7	25.7	72.2	72.2	5.0		4.1		5		91				<0.2		1.9	
						6.2	0.3	88	26.3		7.9		25.7		72.2		5.0		4.1		5		90				<0.2		1.8	
					Bottom	11.3	0.3	113	26.1	26.1	7.8	7.8	26.1	26.1	72.4	72.5	5.1	5.1	4.7		5		92				<0.2		1.6	
						11.3	0.3	124	26.1		7.8		26.1		72.5		5.1		4.7		5		92				<0.2		1.5	
25-Aug-16	Fine	Calm	18:23	13.7	Surface	1.0	0.4	78	28.7	28.7	7.9	7.9	23.8	23.8	82.6	82.6	5.6	5.4	2.0	1.9	3	3	85	90	822120	817809	<0.2	<0.2	1.7	1.9
						1.0	0.4	85	28.7		7.9		23.8		82.6		5.6		2.0		3		87				<0.2		1.6	
					Middle	6.9	0.2	170	28.6	28.6	7.9	7.9	24.8	24.8	77.6	77.6	5.2		1.8		4		91				<0.2		2.0	
						6.9	0.2	173	28.6		7.9		24.8		77.6		5.2		1.8		3		90				<0.2		1.8	
					Bottom	12.7	0.5	108	27.9	27.9	7.9	7.9	26.9	27.0	72.1	72.1	4.9	4.9	2.0		3		94				<0.2		2.1	
						12.7	0.6	111	27.9		7.9		27.0		72.1		4.9		2.0		2		92				<0.2		2.3	
27-Aug-16	Fine	Calm	07:56	12.2	Surface	1.0	0.3	199	29.1	29.1	8.0	8.0	18.2	18.2	86.8	86.8	6.0	5.5	3.0	2.5	<2	3	86	90	822109	817813	<0.2	<0.2	2.5	1.8
						1.0	0.3	202	29.1		8.0		18.2		86.8		6.0		3.0		2		85				<0.2		2.7	
					Middle	6.1	0.2	116	28.2	28.2	8.0	8.0	25.1	25.1	72.6	72.6	4.9		2.3		3		91				<0.2		1.6	
						6.1	0.2	125	28.2		8.0		25.1		72.6		4.9		2.3		4		90				<0.2		1.8	
					Bottom	11.2	0.3	91	27.3	27.3	7.9	7.9	29.7	29.7	67.6	67.6	4.5	4.5	2.1		4		93				<0.2		1.0	
						11.2	0.3	91	27.3		7.9		29.7		67.6		4.5		2.1		4		92				<0.2		1.1	
30-Aug-16	Fine	Moderate	11:05	13.8	Surface	1.0	0.5	186	25.2	25.2	8.0	8.0	27.7	27.7	63.3	63.3	4.5	4.5	5.5	5.0	4	6	86	89	822097	817797	<0.2	<0.2	1.5	1.4
						1.0	0.5	201	25.2		8.0		27.7		63.3		4.5		5.5		5		85				<0.2		1.5	
					Middle	6.9	0.5	180	24.7	24.7	8.0	8.0	28.5	28.6	63.8	63.9	4.5		4.7		6		91				<0.2		1.4	
						6.9	0.5	187	24.7		8.0		28.6		63.9		4.5		4.7		7		89				<0.2		1.3	
					Bottom	12.8	0.3	207	24.7	24.7	8.0	8.0	28.6	28.6	67.0	67.2	4.7	4.8	4.9		6		93				<0.2		1.1	
						12.8	0.3	222	24.7		8.0		28.6		67.3		4.8		4.9		6		92				<0.2		1.3	

DA: Depth-Averaged
Calm: Small or no wave; Moderate: Between calm and rough; Rough : White capped or rougher

Expansion of Hong Kong International Airport into a Three-Runway System
Baseline Water Quality Monitoring
Water Quality Monitoring Results at IM1 during Mid-Ebb Tide

Date	Weather Condition	Sea Condition	Sampling Time	Water Depth (m)	Sampling Depth (m)		Current Speed (m/s)	Current Direction	Water Temperature (°C) Value	Water Temperature (°C) Average	pH Value	pH Average	Salinity (ppt) Value	Salinity (ppt) Average	DO Saturation (%) Value	DO Saturation (%) Average	Dissolved Oxygen (mg/L) Value	Dissolved Oxygen (mg/L) DA	Turbidity(NTU) Value	Turbidity(NTU) DA	Suspended Solids (mg/L) Value	Suspended Solids (mg/L) DA	Total Alkalinity (ppm) Value	Total Alkalinity (ppm) DA	Coordinate HK Grid (Northing)	Coordinate HK Grid (Easting)	Chromium (µg/L) Value	Chromium (µg/L) DA	Nickel (µg/L) Value	Nickel (µg/L) DA
4-Aug-16	Cloudy	Moderate	14:13	7.2	Surface	1.0	0.6	186	25.6	25.6	7.8	7.8	27.9	27.9	65.1	65.1	4.6	4.4	6.6	11.3	9	14	96	95	818364	806470	<0.2	<0.2	1.1	0.9
						1.0	0.6	195	25.6		7.8		27.8		65.0		4.5		6.5		10		93				<0.2		1.1	
					Middle	3.6	0.4	182	25.0	25.0	7.8	7.8	29.2	29.2	60.0	60.0	4.2		10.9		13		95				<0.2		0.8	
						3.6	0.4	196	25.1		7.8		29.2		60.0		4.2		10.9		12		93				<0.2		0.8	
					Bottom	6.2	0.4	174	24.9	24.9	7.8	7.8	29.7	29.7	60.2	60.4	4.2	4.2	16.5		20		98				<0.2		0.8	
						6.2	0.4	179	24.8		7.8		29.7		60.6		4.2		16.1		20		97				<0.2		0.8	
6-Aug-16	Sunny	Moderate	14:25	7.5	Surface	1.0	0.6	93	27.4	27.4	7.6	7.6	23.8	23.9	66.1	66.2	4.6	4.3	4.5	6.0	4	6	87	95	818335	806451	<0.2	<0.2	2.6	1.4
						1.0	0.6	97	27.4		7.6		23.9		66.3		4.6		4.7		4		84				<0.2		2.3	
					Middle	3.8	0.6	122	25.5	25.5	7.7	7.7	28.9	28.9	56.5	56.5	3.9		5.8		6		95				<0.2		1.1	
						3.8	0.7	134	25.5		7.7		28.9		56.5		3.9		5.8		6		97				<0.2		1.0	
					Bottom	6.5	0.5	139	25.0	25.1	7.7	7.7	30.2	30.2	56.1	56.4	3.9	3.9	7.8		8		104				<0.2		0.7	
						6.5	0.5	149	25.1		7.7		30.1		56.6		3.9		7.3		8		102				<0.2		0.8	
9-Aug-16	Cloudy	Moderate	15:57	7.0	Surface	1.0	0.4	186	28.3	28.1	7.8	7.8	20.0	20.0	78.8	79.6	5.5	4.7	2.4	5.4	3	5	76	84	818355	806476	<0.2	<0.2	3.0	1.7
						1.0	0.4	191	27.9		7.8		20.0		80.3		5.5		2.4		3		75				<0.2		3.2	
					Middle	3.5	0.3	169	25.9	25.9	7.8	7.8	28.7	28.7	56.9	56.8	3.9		3.1		5		84				<0.2		1.4	
						3.5	0.3	182	25.8		7.8		28.7		56.6		3.9		3.0		5		85				<0.2		1.3	
					Bottom	6.0	0.3	145	25.0	25.1	7.8	7.8	31.1	31.1	50.8	51.2	3.5	3.6	10.8		6		90				<0.2		0.6	
						6.0	0.3	145	25.1		7.8		31.1		51.5		3.6		10.7		7		92				<0.2		0.7	
11-Aug-16	Sunny	Moderate	17:59	7.0	Surface	1.0	0.3	181	28.3	28.3	7.8	7.8	18.9	18.9	83.6	83.5	5.9	4.7	1.1	4.3	2	3	88	94	818340	806447	<0.2	<0.2	3.0	1.7
						1.0	0.3	191	28.3		7.8		18.8		83.4		5.9		1.2		<2		92				<0.2		3.3	
					Middle	3.5	0.3	175	25.1	25.1	7.8	7.8	30.5	30.5	49.1	49.1	3.4		5.1		3		96				<0.2		1.0	
						3.5	0.3	188	25.1		7.8		30.5		49.1		3.4		4.9		3		91				<0.2		0.8	
					Bottom	6.0	0.3	170	25.0	25.0	7.8	7.8	30.8	30.8	46.2	46.5	3.2	3.2	6.9		3		100				<0.2		1.1	
						6.0	0.3	178	25.0		7.8		30.8		46.7		3.2		6.8		3		99				<0.2		1.1	
13-Aug-16	Sunny	Moderate	09:32	6.6	Surface	1.0	0.5	199	25.8	26.1	7.8	7.8	27.8	27.6	51.9	51.7	3.6	3.4	2.5	3.1	3	3	98	94	818354	806476	<0.2	<0.2	1.3	1.4
						1.0	0.5	213	26.3		7.8		27.4		51.5		3.6		2.3		2		93				<0.2		1.3	
					Middle	3.3	0.5	196	25.2	25.2	7.8	7.8	30.7	30.8	45.6	45.7	3.2		2.0		3		95				<0.2		1.4	
						3.3	0.5	197	25.1		7.8		30.8		45.7		3.2		2.0		3		92				<0.2		1.5	
					Bottom	5.6	0.3	206	24.3	24.5	7.8	7.8	32.3	32.2	41.6	41.6	2.9	2.9	4.8		3		93				<0.2		1.5	
						5.6	0.3	209	24.7		7.8		32.1		41.6		2.9		4.8		3		95				<0.2		1.4	
16-Aug-16	Rainy	Moderate	11:51	7.1	Surface	1.0	0.5	188	25.8	25.8	7.8	7.8	28.3	28.4	52.1	52.1	3.6	3.5	6.8	9.9	9	12	98	97	818349	806439	<0.2	<0.2	0.8	1.1
						1.0	0.5	206	25.8		7.8		28.4		52.1		3.6		6.8		9		96				<0.2		0.8	
					Middle	3.6	0.5	181	25.4	25.4	7.8	7.8	29.5	29.5	49.5	49.6	3.4		9.8		11		95				<0.2		1.1	
						3.6	0.5	188	25.4		7.8		29.5		49.6		3.4		9.9		12		96				<0.2		1.1	
					Bottom	6.1	0.3	177	25.1	25.3	7.8	7.8	30.1	30.0	51.3	51.5	3.6	3.6	13.0		16		100				<0.2		1.8	
						6.1	0.3	188	25.4		7.8		29.8		51.7		3.6		12.9		17		97				<0.2		1.0	
20-Aug-16	Sunny	Moderate	13:19	7.7	Surface	1.0	0.5	181	26.9	27.2	7.9	7.9	27.5	27.4	78.0	77.7	5.3	5.3	5.9	11.3	6	9	97	95	818344	806459	<0.2	<0.2	1.3	1.3
						1.0	0.5	182	27.4		7.9		27.3		77.3		5.3		5.9		6		94				<0.2		1.2	
					Middle	3.9	0.5	178	27.0	27.2	7.9	7.9	28.0	27.9	77.3	77.1	5.3		7.5		10		96				<0.2		1.3	
						3.9	0.5	178	27.4		7.9		27.8		76.8		5.2		7.4		9		95				<0.2		1.2	
					Bottom	6.7	0.4	186	27.2	27.2	7.9	7.9	28.7	28.7	75.6	75.8	5.1	5.1	20.8		11		94				<0.2		1.5	
						6.7	0.4	197	27.1		7.9		28.7		75.9		5.1		20.3		12		93				<0.2		1.4	
23-Aug-16	Cloudy	Moderate	15:37	7.9	Surface	1.0	0.3	149	28.8	28.8	7.8	7.8	22.8	22.8	81.0	81.0	5.5	5.3	3.8	7.9	4	11	99	97	818342	806441	<0.2	<0.2	1.8	1.3
						1.0	0.4	161	28.8		7.8		22.8		81.0		5.5		3.8		5		97				<0.2		1.6	
					Middle	4.0	0.4	145	27.6	27.6	7.9	7.9	27.8	27.8	74.5	74.5	5.0		7.6		11		95				<0.2		1.2	
						4.0	0.4	148	27.6		7.9		27.8		74.5		5.0		7.7		10		97				<0.2		1.0	
					Bottom	6.9	0.3	173	27.7	27.5	7.9	7.9	27.9	28.0	73.4	73.8	4.9	5.0	11.8		16		97				<0.2		1.0	
						6.9	0.3	173	27.3		7.9		28.1		74.1		5.0		12.4		17		97				<0.2		1.0	
25-Aug-16	Sunny	Moderate	17:30	7.3	Surface	1.0	0.3	182	29.3	29.4	7.8	7.8	20.1	20.1	88.5	88.6	6.1	5.5	1.0	2.2	5	6	84	93	818334	806450	<0.2	<0.2	2.1	1.6
						1.0	0.3	195	29.4		7.8		20.0		88.7		6.1		1.1		5		84				<0.2		2.3	
					Middle	3.7	0.3	134	27.7	27.7	7.9	7.9	26.3	26.3	72.9	72.8	4.9		1.2		6		97				<0.2		1.3	
						3.7	0.3	137	27.7		7.9		26.3		72.7		4.9		1.3		7		96				<0.2		1.5	
					Bottom	6.3	0.3	144	27.3	27.3	7.9	7.9	28.3	28.3	69.1	69.2	4.7	4.7	4.4		6		98				<0.2		1.3	
						6.3	0.3	144	27.3		7.9		28.3		69.3		4.7		4.4		8		100				<0.2		1.3	
27-Aug-16	Fine	Moderate	08:42	7.6	Surface	1.0	0.5	188	27.8	27.8	7.9	7.9	25.8	25.8	66.9	66.9	4.5	4.3	2.0	4.2	4	6	97	97	818337	806472	<0.2	<0.2	0.8	0.7
						1.0	0.6	199	27.8		7.9		25.8		66.8		4.5		1.9		4		98				<0.2		0.9	
					Middle	3.8	0.5	191	26.9	26.9	7.9	7.9	29.8	29.8	60.6	60.6	4.1		3.9		6		94				<0.2		0.7	
						3.8	0.5	201	26.9		7.9		29.8		60.5		4.1		4.0		5		96				<0.2		0.7	
					Bottom	6.6	0.4	191	26.9	26.9	7.9	7.9	30.0	30.0	60.7	60.8	4.1	4.1	6.6		10		96				<0.2		0.7	
						6.6	0.4	201	26.9		7.9		30.0		60.9		4.1		6.5		9		98				<0.2		0.6	
30-Aug-16	Cloudy	Moderate	11:53	7.6	Surface	1.0	0.6	191	28.0	28.0	8.0	8.0	26.7	26.7	94.8	94.8	6.4	6.1	0.5	4.1	4	14	105	100	818343	806467	<0.2	<0.2	1.5	1.2
						1.0	0.6	195	28.0		8.0		26.7		94.8		6.4		0.5		3		104				<0.2		1.4	
					Middle	3.8	0.5	182	27.3	27.3	8.0	8.0	29.8	29.8	86.5	86.5	5.8		2.0		13		94				<0.2		1.0	
						3.8	0.5	199	27.3		8.0		29.8		86.5		5.8		2.2		12		98				<0.2		1.0	
					Bottom	6.6	0.4	184	27.0	27.0	7.9	7.9	30.2	30.2	71.1	71.1	4.8	4.8	9.4		26		98				<0.2		0.9	
						6.6	0.4	201	27.0		7.9		30.2		71.1		4.8		9.8		27		98				<0.2		1.1	

DA: Depth-Averaged
Calm: Small or no wave; Moderate: Between calm and rough; Rough : White capped or rougher

Expansion of Hong Kong International Airport into a Three-Runway System
Baseline Water Quality Monitoring
Water Quality Monitoring Results at IM2 during Mid-Ebb Tide

Date	Weather Condition	Sea Condition	Sampling Time	Water Depth (m)	Sampling Depth (m)		Current Speed (m/s)	Current Direction	Water Temperature (°C) Value	Water Temperature (°C) Average	pH Value	pH Average	Salinity (ppt) Value	Salinity (ppt) Average	DO Saturation (%) Value	DO Saturation (%) Average	Dissolved Oxygen (mg/L) Value	Dissolved Oxygen (mg/L) DA	Turbidity(NTU) Value	Turbidity(NTU) DA	Suspended Solids (mg/L) Value	Suspended Solids (mg/L) DA	Total Alkalinity (ppm) Value	Total Alkalinity (ppm) DA	Coordinate HK Grid (Northing)	Coordinate HK Grid (Easting)	Chromium (µg/L) Value	Chromium (µg/L) DA	Nickel (µg/L) Value	Nickel (µg/L) DA
4-Aug-16	Cloudy	Moderate	14:26	8.3	Surface	1.0	0.6	209	26.7	26.7	7.8	7.8	24.4	24.3	76.9	76.8	5.4	4.9	3.3	10.9	6	13	91	92	818857	806210	<0.2	<0.2	1.4	1.1
						1.0	0.7	218	26.7		7.8		24.3		76.6		5.4		3.2		6		93				<0.2		1.3	
					Middle	4.2	0.6	199	25.3	25.3	7.8	7.8	28.6	28.6	61.9	61.9	4.3		12.9		13		87				<0.2		1.0	
						4.2	0.6	216	25.3		7.8		28.6		61.8		4.3		13.1		12		90				<0.2		1.0	
					Bottom	7.3	0.5	189	25.0	25.0	7.8	7.8	29.3	29.3	62.1	62.2	4.4	4.4	16.5		19		98				<0.2		0.8	
						7.3	0.5	196	25.0		7.8		29.3		62.2		4.4		16.5		20		96				<0.2		0.9	
6-Aug-16	Sunny	Moderate	14:19	8.5	Surface	1.0	0.6	69	28.6	28.6	7.6	7.6	19.7	19.7	72.4	72.3	5.0	4.5	2.0	7.4	5	11	87	94	818839	806212	<0.2	<0.2	4.2	1.9
						1.0	0.7	74	28.6		7.6		19.7		72.2		5.0		2.1		3		83				<0.2		3.3	
					Middle	4.3	0.6	90	25.4	25.4	7.7	7.7	29.1	29.1	55.5	55.5	3.9		7.8		9		96				<0.2		1.0	
						4.3	0.7	97	25.4		7.7		29.1		55.4		3.9		7.7		10		96				<0.2		1.0	
					Bottom	7.5	0.4	155	25.1	25.1	7.7	7.7	30.0	30.1	54.4	54.7	3.8	3.8	12.3		19		103				<0.2		0.8	
						7.5	0.4	168	25.0		7.7		30.1		54.9		3.8		12.4		18		100				<0.2		0.9	
9-Aug-16	Cloudy	Moderate	15:51	8.2	Surface	1.0	0.5	217	28.8	28.6	7.8	7.8	20.3	20.3	80.6	80.7	5.6	5.4	2.4	5.4	4	7	78	84	818869	806186	<0.2	<0.2	2.5	1.8
						1.0	0.5	217	28.4		7.8		20.3		80.8		5.6		2.6		4		80				<0.2		2.6	
					Middle	4.1	0.2	199	25.8	26.1	7.8	7.8	29.3	28.9	74.8	74.9	5.2		4.4		5		84				<0.2		2.2	
						4.1	0.2	207	26.4		7.8		28.4		74.9		5.1		4.1		4		82				<0.2		2.1	
					Bottom	7.2	0.2	171	25.0	25.0	7.8	7.8	30.8	30.9	59.8	61.3	4.2	4.3	9.5		13		89				<0.2		0.7	
						7.2	0.2	180	25.0		7.8		30.9		62.7		4.3		9.3		12		91				<0.2		0.7	
11-Aug-16	Sunny	Moderate	17:51	7.8	Surface	1.0	0.3	222	28.1	28.2	7.8	7.8	18.7	18.7	86.4	86.3	6.1	4.8	1.3	3.5	<2	4	82	93	818852	806192	<0.2	<0.2	3.7	2.0
						1.0	0.4	224	28.2		7.8		18.7		86.2		6.1		1.2		<2		80				<0.2		3.5	
					Middle	3.9	0.2	162	25.0	25.1	7.8	7.8	30.6	30.6	49.0	49.0	3.4		4.1		3		95				<0.2		1.6	
						3.9	0.3	165	25.1		7.8		30.5		49.0		3.4		4.0		3		95				<0.2		1.8	
					Bottom	6.8	0.3	194	24.9	24.9	7.7	7.7	31.1	31.1	42.6	42.6	3.0	3.0	5.2		6		103				<0.2		0.7	
						6.8	0.3	199	24.9		7.7		31.1		42.6		3.0		5.2		6		102				<0.2		0.7	
13-Aug-16	Sunny	Moderate	09:45	8.3	Surface	1.0	0.7	186	27.5	27.4	7.8	7.8	22.6	23.1	64.9	64.9	4.5	3.7	1.8	3.1	3	3	87	92	818833	806189	<0.2	<0.2	2.7	1.9
						1.0	0.7	200	27.3		7.8		23.5		64.9		4.5		1.9		2		86				<0.2		2.9	
					Middle	4.2	0.6	203	25.0	25.0	7.8	7.8	31.3	31.4	39.7	39.7	2.8		2.9		4		90				<0.2		1.5	
						4.2	0.6	220	25.0		7.8		31.4		39.7		2.8		3.0		4		91				<0.2		1.5	
					Bottom	7.3	0.4	190	24.8	24.8	7.8	7.8	32.0	32.0	41.4	41.6	2.9	2.9	4.4		3		99				<0.2		1.4	
						7.3	0.4	194	24.8		7.8		32.0		41.8		2.9		4.4		3		100				<0.2		1.4	
16-Aug-16	Rainy	Moderate	11:59	8.2	Surface	1.0	0.7	212	27.1	27.2	7.8	7.8	22.6	22.6	77.1	77.0	5.4	4.6	1.9	10.0	5	9	76	86	818869	806196	<0.2	<0.2	1.8	1.6
						1.0	0.8	229	27.2		7.8		22.5		76.9		5.4		2.0		5		79				<0.2		1.2	
					Middle	4.1	0.5	195	25.8	25.8	7.8	7.8	28.4	28.4	55.2	55.2	3.8		9.9		8		91				<0.2		1.3	
						4.1	0.5	201	25.7		7.8		28.4		55.2		3.8		10.3		9		92				<0.2		1.4	
					Bottom	7.2	0.5	176	25.5	25.6	7.8	7.8	29.3	29.3	57.4	58.1	4.0	4.1	17.8		13		90				<0.2		1.7	
						7.2	0.5	179	25.6		7.8		29.3		58.8		4.1		17.9		15		89				<0.2		2.0	
20-Aug-16	Sunny	Moderate	13:13	8.6	Surface	1.0	0.4	186	27.9	28.0	7.8	7.8	24.7	24.6	77.6	77.5	5.3	5.2	4.6	11.5	3	15	85	94	818856	806196	<0.2	<0.2	1.3	1.6
						1.0	0.4	186	28.1		7.8		24.4		77.4		5.3		4.9		4		87				<0.2		1.3	
					Middle	4.3	0.5	177	27.1	27.1	7.9	7.9	28.1	28.2	73.9	74.0	5.0		14.3		18		99				<0.2		1.7	
						4.3	0.5	177	27.0		7.9		28.2		74.0		5.0		14.4		18		97				<0.2		1.9	
					Bottom	7.6	0.3	188	27.1	27.2	7.9	7.9	28.9	28.9	75.3	75.3	5.1	5.1	15.3		22		96				<0.2		1.5	
						7.6	0.4	202	27.2		7.9		28.8		75.3		5.1		15.3		22		98				<0.2		1.6	
23-Aug-16	Cloudy	Moderate	15:26	8.8	Surface	1.0	0.3	158	29.0	29.0	7.8	7.8	22.4	22.5	81.8	81.7	5.6	5.3	3.2	7.7	4	9	88	89	818859	806187	<0.2	<0.2	2.0	1.5
						1.0	0.3	159	28.9		7.8		22.5		81.5		5.5		3.2		4		87				<0.2		2.2	
					Middle	4.4	0.4	116	27.6	27.6	7.9	7.9	27.8	27.8	74.1	74.1	5.0		8.6		5		85				<0.2		1.3	
						4.4	0.4	125	27.6		7.9		27.8		74.1		5.0		8.6		6		85				<0.2		1.6	
					Bottom	7.8	0.3	142	27.5	27.6	7.9	7.9	28.0	28.0	74.1	74.2	5.0	5.0	11.4		16		95				<0.2		1.1	
						7.8	0.3	144	27.6		7.9		27.9		74.2		5.0		11.4		16		96				<0.2		1.0	
25-Aug-16	Sunny	Moderate	17:23	8.3	Surface	1.0	0.3	191	29.9	29.9	7.8	7.8	17.7	17.7	93.9	93.9	6.4	5.4	0.8	7.1	3	10	91	94	818849	806209	<0.2	<0.2	3.0	2.0
						1.0	0.3	196	29.9		7.8		17.7		93.8		6.4		0.8		3		87				<0.2		3.2	
					Middle	4.2	0.3	170	27.3	27.3	7.8	7.8	27.9	27.9	64.3	64.3	4.4		8.8		12		100				<0.2		1.6	
						4.2	0.3	173	27.3		7.8		27.9		64.3		4.4		8.8		12		97				<0.2		1.3	
					Bottom	7.3	0.3	191	27.2	27.2	7.8	7.9	28.2	28.2	66.0	66.3	4.5	4.5	11.6		15		93				<0.2		1.2	
						7.3	0.3	197	27.2		7.9		28.2		66.6		4.5		11.7		16		96				<0.2		1.4	
27-Aug-16	Fine	Moderate	08:49	8.4	Surface	1.0	0.6	207	29.5	29.5	7.9	7.9	17.6	17.6	96.3	96.3	6.7	5.4	1.6	5.3	3	6	86	93	818856	806181	<0.2	<0.2	0.9	1.3
						1.0	0.6	222	29.5		7.9		17.6		96.3		6.7		1.6		2		87				<0.2		0.9	
					Middle	4.2	0.5	192	26.8	26.8	7.9	7.9	30.0	30.0	59.5	59.5	4.0		5.9		4		96				<0.2		2.1	
						4.2	0.6	195	26.8		7.9		30.0		59.5		4.0		6.1		4		98				<0.2		2.4	
					Bottom	7.4	0.4	189	26.8	26.8	7.9	7.9	30.1	30.1	60.6	60.6	4.1	4.1	8.3		11		94				<0.2		0.7	
						7.4	0.4	196	26.8		7.9		30.1		60.6		4.1		8.2		11		95				<0.2		0.6	
30-Aug-16	Cloudy	Moderate	12:01	8.6	Surface	1.0	0.7	194	28.1	28.1	8.0	8.0	26.7	26.7	92.8	92.8	6.3	6.1	1.0	4.0	3	9	94	94	818841	806209	<0.2	<0.2	1.4	1.1
						1.0	0.7	196	28.1		8.0		26.7		92.8		6.3		1.1		3		87				<0.2		1.5	
					Middle	4.3	0.6	199	27.2	27.2	8.0	8.0	29.6	29.6	86.7	86.7	5.8		1.7		7		94				<0.2		0.9	
						4.3	0.6	204	27.2		8.0		29.6		86.7		5.8		1.7		8		93				<0.2		0.9	
					Bottom	7.6	0.4	186	27.1	27.1	8.0	8.0	30.3	30.3	73.7	73.8	4.9	5.0	9.3		17		98				<0.2		0.9	
						7.6	0.5	188	27.1		8.0		30.3		73.9		5.0		9.0		18		99				<0.2		1.0	

DA: Depth-Averaged
Calm: Small or no wave; Moderate: Between calm and rough; Rough : White capped or rougher

Expansion of Hong Kong International Airport into a Three-Runway System
Baseline Water Quality Monitoring
Water Quality Monitoring Results at IM3 during Mid-Ebb Tide

Date	Weather Condition	Sea Condition	Sampling Time	Water Depth (m)	Sampling Depth (m)		Current Speed (m/s)	Current Direction	Water Temperature (°C) Value	Water Temperature (°C) Average	pH Value	pH Average	Salinity (ppt) Value	Salinity (ppt) Average	DO Saturation (%) Value	DO Saturation (%) Average	Dissolved Oxygen (mg/L) Value	Dissolved Oxygen (mg/L) DA	Turbidity(NTU) Value	Turbidity(NTU) DA	Suspended Solids (mg/L) Value	Suspended Solids (mg/L) DA	Total Alkalinity (ppm) Value	Total Alkalinity (ppm) DA	Coordinate HK Grid (Northing)	Coordinate HK Grid (Easting)	Chromium (µg/L) Value	Chromium (µg/L) DA	Nickel (µg/L) Value	Nickel (µg/L) DA
4-Aug-16	Cloudy	Moderate	14:39	8.3	Surface	1.0	0.8	218	27.3	27.3	7.8	7.8	22.7	22.7	82.0	81.9	5.7	5.1	1.8	19.9	4	9	82	91	819400	806018	<0.2	<0.2	1.9	1.4
						1.0	0.8	218	27.3		7.8		22.6		81.8		5.7		1.8		3		83				<0.2		1.8	
					Middle	4.2	0.7	200	25.6	25.6	7.8	7.8	27.5	27.5	64.0	64.0	4.5		19.5		10		93				<0.2		1.3	
						4.2	0.8	215	25.6		7.8		27.5		63.9		4.5		19.8		10		96				<0.2		1.2	
					Bottom	7.3	0.6	199	25.0	25.0	7.8	7.8	29.1	29.1	62.5	62.8	4.4	4.4	39.0		13		95				<0.2		1.0	
						7.3	0.7	208	25.0		7.8		29.2		63.1		4.4		37.7		14		97				<0.2		1.2	
6-Aug-16	Sunny	Moderate	14:16	8.6	Surface	1.0	0.5	128	29.3	29.3	7.7	7.7	17.8	17.8	85.0	85.0	5.9	4.9	1.3	9.4	4	10	85	92	819404	806015	<0.2	<0.2	2.8	1.8
						1.0	0.5	128	29.3		7.7		17.8		84.9		5.9		1.4		3		81				<0.2		3.7	
					Middle	4.3	0.6	128	25.7	25.7	7.7	7.7	28.5	28.5	55.9	56.0	3.9		14.7		11		98				<0.2		1.3	
						4.3	0.6	136	25.6		7.7		28.5		56.0		3.9		14.6		14		96				<0.2		1.1	
					Bottom	7.6	0.6	212	25.2	25.2	7.7	7.7	29.8	29.8	55.7	55.9	3.9	3.9	12.3		15		96				<0.2		0.8	
						7.6	0.6	212	25.2		7.7		29.8		56.1		3.9		12.3		15		98				<0.2		0.8	
9-Aug-16	Cloudy	Moderate	15:43	8.0	Surface	1.0	0.4	191	29.4	29.6	8.0	8.0	16.0	16.0	97.2	95.9	6.8	5.3	1.1	5.7	2	7	89	93	819413	806033	<0.2	<0.2	2.7	1.8
						1.0	0.5	199	29.8		8.0		15.9		94.6		6.6		1.1		3		87				<0.2		2.9	
					Middle	4.0	0.2	179	25.9	25.9	7.8	7.8	28.3	28.4	55.5	55.7	3.9		3.3		4		92				<0.2		2.3	
						4.0	0.3	193	25.9		7.8		28.4		55.8		3.9		3.4		4		95				<0.2		1.2	
					Bottom	7.0	0.2	180	24.9	25.2	7.8	7.8	30.6	30.5	55.2	55.1	3.8	3.8	12.8		13		97				<0.2		0.7	
						7.0	0.2	196	25.4		7.8		30.3		54.9		3.8		12.7		14		97				<0.2		0.7	
11-Aug-16	Sunny	Moderate	17:41	8.0	Surface	1.0	0.3	237	28.1	28.1	7.8	7.8	19.1	19.1	84.6	84.5	6.0	5.0	1.1	2.4	3	4	87	93	819410	806019	<0.2	<0.2	3.5	1.9
						1.0	0.3	257	28.0		7.8		19.1		84.4		5.9		1.1		3		87				<0.2		3.2	
					Middle	4.0	0.3	157	25.5	25.5	7.8	7.8	29.1	29.1	57.1	57.2	4.0		2.1		3		95				<0.2		1.5	
						4.0	0.3	160	25.5		7.8		29.0		57.2		4.0		2.2		2		93				<0.2		1.5	
					Bottom	7.0	0.3	154	24.9	24.9	7.8	7.8	31.0	31.0	50.0	50.1	3.5	3.5	4.0		6		100				<0.2		0.5	
						7.0	0.3	158	24.9		7.8		31.0		50.1		3.5		4.0		7		98				<0.2		0.9	
13-Aug-16	Sunny	Moderate	09:58	8.1	Surface	1.0	0.7	196	28.5	28.3	7.8	7.8	17.5	17.9	80.7	80.7	5.7	4.3	1.7	2.8	2	3	81	88	819396	806000	<0.2	<0.2	3.3	2.9
						1.0	0.7	201	28.1		7.8		18.2		80.6		5.7		1.8		3		77				<0.2		3.7	
					Middle	4.1	0.6	197	26.0	25.9	7.7	7.7	28.9	29.0	40.6	40.7	2.8		2.8		2		84				<0.2		2.8	
						4.1	0.6	204	25.8		7.7		29.0		40.7		2.8		2.9		2		84				<0.2		3.0	
					Bottom	7.1	0.4	223	24.4	24.6	7.8	7.8	32.3	32.2	39.9	39.9	2.8	2.8	3.7		3		100				<0.2		2.4	
						7.1	0.4	236	24.8		7.8		32.0		39.8		2.8		3.7		4		102				<0.2		2.4	
16-Aug-16	Rainy	Moderate	12:09	8.2	Surface	1.0	0.7	210	27.1	27.1	7.8	7.8	23.0	23.0	71.6	71.6	5.0	4.4	2.0	6.9	4	7	82	88	819396	806011	<0.2	<0.2	1.7	1.3
						1.0	0.7	219	27.1		7.8		23.0		71.5		5.0		2.0		3		79				<0.2		1.8	
					Middle	4.1	0.7	208	26.1	26.1	7.8	7.8	27.1	27.1	55.0	55.0	3.8		5.7		6		92				<0.2		1.3	
						4.1	0.7	219	26.1		7.8		27.1		54.9		3.8		5.8		6		90				<0.2		1.2	
					Bottom	7.2	0.6	193	25.4	25.3	7.8	7.8	29.3	29.4	49.7	49.9	3.4	3.5	12.8		10		94				<0.2		0.7	
						7.2	0.6	196	25.2		7.8		29.4		50.0		3.5		13.1		11		93				<0.2		0.8	
20-Aug-16	Sunny	Moderate	13:05	8.7	Surface	1.0	0.5	201	27.8	27.6	7.8	7.8	24.9	25.0	79.1	79.4	5.4	5.2	4.6	17.3	4	20	90	95	819413	806032	<0.2	<0.2	2.2	1.8
						1.0	0.5	220	27.3		7.8		25.1		79.6		5.5		4.8		4		87				<0.2		1.9	
					Middle	4.4	0.6	176	27.1	27.1	7.9	7.9	28.3	28.3	73.6	73.6	5.0		21.3		27		99				<0.2		1.6	
						4.4	0.6	190	27.1		7.9		28.3		73.6		5.0		21.3		28		97				<0.2		1.7	
					Bottom	7.7	0.5	176	27.2	27.0	7.9	7.9	28.5	28.7	74.9	75.3	5.1	5.2	26.1		26		98				<0.2		1.8	
						7.7	0.5	185	26.7		7.9		28.8		75.7		5.2		25.9		28		97				<0.2		1.8	
23-Aug-16	Cloudy	Moderate	15:16	9.1	Surface	1.0	0.3	215	28.9	28.9	7.8	7.8	22.1	22.1	82.0	82.0	5.6	5.3	3.5	8.9	5	11	81	89	819412	806020	<0.2	<0.2	1.9	1.4
						1.0	0.4	230	28.9		7.8		22.0		82.0		5.6		3.7		6		80				<0.2		1.8	
					Middle	4.6	0.3	134	27.7	27.7	7.9	7.9	27.3	27.3	73.9	73.9	5.0		9.9		6		92				<0.2		1.4	
						4.6	0.3	144	27.6		7.9		27.3		73.9		5.0		9.9		7		90				<0.2		1.0	
					Bottom	8.1	0.3	124	27.6	27.6	7.9	7.9	27.8	27.8	74.4	74.5	5.0	5.0	13.1		21		96				<0.2		0.8	
						8.1	0.3	129	27.6		7.9		27.8		74.5		5.0		13.3		21		92				<0.2		1.2	
25-Aug-16	Sunny	Moderate	17:14	8.7	Surface	1.0	0.3	192	30.0	30.1	7.8	7.8	17.4	17.4	91.0	91.0	6.2	5.3	0.9	6.6	3	8	97	96	819401	806014	<0.2	<0.2	2.9	2.4
						1.0	0.3	198	30.1		7.8		17.4		90.9		6.2		0.9		2		97				<0.2		2.6	
					Middle	4.4	0.3	179	27.4	27.4	7.8	7.8	27.3	27.3	62.6	62.6	4.3		9.4		4		82				<0.2		2.8	
						4.4	0.3	181	27.4		7.8		27.3		62.6		4.3		9.4		5		83				<0.2		3.1	
					Bottom	7.7	0.3	163	27.3	27.3	7.8	7.8	27.8	27.8	64.5	64.8	4.4	4.4	9.5		17		108				<0.2		1.3	
						7.7	0.3	177	27.3		7.8		27.8		65.0		4.4		9.4		16		107				<0.2		1.4	
27-Aug-16	Fine	Moderate	08:59	8.2	Surface	1.0	0.6	223	29.2	29.2	7.8	7.8	18.0	18.0	82.2	82.1	5.7	4.9	1.5	6.1	2	6	79	90	819391	806019	<0.2	<0.2	2.0	1.4
						1.0	0.6	228	29.2		7.8		18.0		82.0		5.7		1.6		3		81				<0.2		2.1	
					Middle	4.1	0.5	196	26.9	26.9	7.9	7.9	29.5	29.6	59.2	59.3	4.0		5.1		5		93				<0.2		0.8	
						4.1	0.5	214	26.9		7.9		29.6		59.3		4.0		5.0		5		94				<0.2		1.7	
					Bottom	7.2	0.4	195	26.8	26.8	7.9	7.9	30.1	30.1	58.5	58.7	3.9	4.0	11.7		10		96				<0.2		0.8	
						7.2	0.4	196	26.8		7.9		30.1		58.9		4.0		11.4		11		96				<0.2		0.9	
30-Aug-16	Cloudy	Moderate	12:12	8.3	Surface	1.0	0.7	201	27.9	27.9	8.0	8.0	27.3	27.3	90.4	90.4	6.1	5.6	1.3	4.6	4	9	93	95	819420	806025	<0.2	<0.2	1.4	1.3
						1.0	0.7	219	27.9		8.0		27.2		90.4		6.1		1.2		4		91				<0.2		1.6	
					Middle	4.2	0.5	205	27.0	27.0	8.0	8.0	30.2	30.2	74.6	74.6	5.0		2.8		8		98				<0.2		2.0	
						4.2	0.6	211	27.0		8.0		30.2		74.6		5.0		2.9		6		96				<0.2		1.0	
					Bottom	7.3	0.5	208	26.9	26.9	7.9	7.9	30.5	30.5	67.7	67.9	4.5	4.6	9.5		16		97				<0.2		0.9	
						7.3	0.5	209	26.9		7.9		30.5		68.1		4.6		9.8		17		96				<0.2		1.1	

DA: Depth-Averaged
Calm: Small or no wave; Moderate: Between calm and rough; Rough : White capped or rougher

Expansion of Hong Kong International Airport into a Three-Runway System
Baseline Water Quality Monitoring
Water Quality Monitoring Results at IM4 during Mid-Ebb Tide

Date	Weather Condition	Sea Condition	Sampling Time	Water Depth (m)	Sampling Depth (m)		Current Speed (m/s)	Current Direction	Water Temperature (°C) Value	Water Temperature (°C) Average	pH Value	pH Average	Salinity (ppt) Value	Salinity (ppt) Average	DO Saturation (%) Value	DO Saturation (%) Average	Dissolved Oxygen (mg/L) Value	Dissolved Oxygen (mg/L) DA	Turbidity(NTU) Value	Turbidity(NTU) DA	Suspended Solids (mg/L) Value	Suspended Solids (mg/L) DA	Total Alkalinity (ppm) Value	Total Alkalinity (ppm) DA	Coordinate HK Grid (Northing)	Coordinate HK Grid (Easting)	Chromium (µg/L) Value	Chromium (µg/L) DA	Nickel (µg/L) Value	Nickel (µg/L) DA
4-Aug-16	Cloudy	Moderate	14:54	7.9	Surface	1.0	0.8	210	27.0	27.0	7.8	7.8	23.5	23.5	80.2	80.2	5.6	5.4	2.9	15.8	5	6	86	88	819581	805022	<0.2	<0.2	1.7	1.7
						1.0	0.8	225	27.0		7.8		23.5		80.1		5.6		2.9		6		84				<0.2		1.8	
					Middle	4.0	0.8	209	26.7	26.7	7.8	7.8	24.6	24.6	75.1	75.1	5.3		4.6		7		91				<0.2		1.6	
						4.0	0.9	218	26.7		7.8		24.7		75.0		5.2		5.0		8		87				<0.2		1.5	
					Bottom	6.9	0.6	196	25.1	25.1	7.8	7.8	29.2	29.2	64.2	64.5	4.5	4.5	40.1		6		90				<0.2		1.7	
						6.9	0.6	208	25.1		7.8		29.2		64.8		4.5		39.0		6		89				<0.2		1.7	
6-Aug-16	Sunny	Moderate	14:01	8.3	Surface	1.0	0.4	90	28.7	28.7	7.7	7.7	18.5	18.5	84.2	84.2	5.9	4.9	1.3	12.7	4	17	90	99	819550	805030	<0.2	<0.2	2.6	1.4
						1.0	0.4	98	28.7		7.7		18.5		84.2		5.9		1.4		5		87				<0.2		2.6	
					Middle	4.2	0.6	69	25.4	25.4	7.7	7.7	29.0	29.0	55.0	55.0	3.8		15.4		20		107				<0.2		0.8	
						4.2	0.6	74	25.4		7.7		29.0		55.0		3.8		15.5		21		109				<0.2		1.0	
					Bottom	7.3	0.5	55	25.2	25.2	7.7	7.7	29.7	29.7	55.9	56.4	3.9	4.0	21.5		26		98				<0.2		0.9	
						7.3	0.6	58	25.2		7.7		29.6		56.8		4.0		21.3		26		102				<0.2		0.7	
9-Aug-16	Cloudy	Moderate	15:34	6.2	Surface	1.0	0.5	184	29.9	29.7	8.0	8.0	15.3	15.4	100.8	100.8	7.0	6.4	1.3	7.5	3	9	79	87	819566	805038	<0.2	<0.2	3.2	1.8
						1.0	0.6	185	29.5		8.0		15.4		100.8		7.1		1.4		3		81				<0.2		3.0	
					Middle	3.1	0.3	185	26.9	27.5	7.8	7.8	24.7	23.8	80.7	81.6	5.6		2.6		9		87				<0.2		1.5	
						3.1	0.3	200	28.1		7.8		22.8		82.4		5.7		2.5		8		90				<0.2		1.5	
					Bottom	5.2	0.2	199	24.8	24.8	7.8	7.8	30.8	30.8	55.0	55.9	3.8	3.9	18.6		14		92				<0.2		0.8	
						5.2	0.2	203	24.8		7.8		30.8		56.8		4.0		18.7		15		92				<0.2		0.7	
11-Aug-16	Sunny	Moderate	17:32	7.7	Surface	1.0	0.3	159	28.1	28.1	7.8	7.8	19.3	19.3	86.1	85.9	6.0	4.8	1.4	4.2	2	4	84	95	819589	805054	<0.2	<0.2	3.0	1.8
						1.0	0.3	170	28.1		7.8		19.3		85.7		6.0		1.4		3		83				<0.2		3.3	
					Middle	3.9	0.3	145	25.1	25.1	7.8	7.8	30.3	30.4	50.1	50.1	3.5		4.9		3		99				<0.2		1.4	
						3.9	0.3	146	25.1		7.8		30.4		50.1		3.5		5.0		4		98				<0.2		1.6	
					Bottom	6.7	0.3	163	24.7	24.7	7.8	7.8	31.7	31.7	45.7	46.1	3.2	3.2	6.5		7		103				<0.2		0.6	
						6.7	0.3	167	24.7		7.8		31.7		46.5		3.2		6.2		7		102				<0.2		0.7	
13-Aug-16	Fine	Moderate	10:13	7.6	Surface	1.0	0.5	176	28.7	28.7	7.8	7.8	15.2	15.2	77.1	77.0	5.5	4.6	1.7	2.8	2	4	78	88	819569	805025	<0.2	<0.2	4.2	3.0
						1.0	0.5	183	28.7		7.8		15.2		76.8		5.5		1.8		<2		76				<0.2		4.5	
					Middle	3.8	0.6	180	27.0	26.8	7.7	7.7	25.9	26.1	54.3	54.4	3.7		1.3		2		87				<0.2		2.7	
						3.8	0.6	195	26.6		7.7		26.2		54.4		3.8		1.4		<2		90				<0.2		2.9	
					Bottom	6.6	0.4	210	24.9	24.9	7.7	7.7	31.5	31.5	38.4	38.5	2.7	2.7	5.2		7		97				<0.2		1.5	
						6.6	0.4	214	24.9		7.7		31.5		38.5		2.7		5.2		7		97				<0.2		1.9	
16-Aug-16	Cloudy	Moderate	12:17	7.6	Surface	1.0	0.7	206	27.3	27.3	7.8	7.8	22.0	22.0	73.8	73.8	5.2	4.7	1.8	11.4	3	11	89	92	819573	805020	<0.2	<0.2	1.7	1.1
						1.0	0.8	208	27.3		7.8		22.0		73.7		5.2		1.9		3		89				<0.2		1.7	
					Middle	3.8	0.6	198	26.2	26.2	7.8	7.8	26.7	26.8	59.3	59.3	4.1		6.0		6		93				<0.2		0.9	
						3.8	0.7	201	26.1		7.8		26.8		59.2		4.1		6.4		6		95				<0.2		0.8	
					Bottom	6.6	0.5	197	25.3	25.5	7.8	7.8	29.3	29.2	54.5	54.5	3.8	3.8	26.1		24		93				<0.2		0.6	
						6.6	0.5	202	25.6		7.8		29.1		54.4		3.8		26.2		24		94				<0.2		0.8	
20-Aug-16	Sunny	Moderate	12:55	8.6	Surface	1.0	0.4	206	28.4	28.7	7.8	7.8	25.0	24.9	82.7	82.4	5.6	5.4	3.4	28.5	4	24	89	98	819580	805025	<0.2	<0.2	2.0	1.9
						1.0	0.4	216	28.9		7.8		24.7		82.0		5.5		3.2		4		90				<0.2		2.2	
					Middle	4.3	0.5	184	27.6	27.6	7.9	7.9	28.2	28.3	78.6	78.7	5.3		9.2		9		101				<0.2		2.3	
						4.3	0.5	193	27.5		7.9		28.3		78.8		5.3		9.2		8		102				<0.2		2.1	
					Bottom	7.6	0.5	163	26.6	26.8	7.9	7.9	29.3	29.3	76.8	76.7	5.2	5.2	73.4		62		101				<0.2		1.3	
						7.6	0.5	177	26.9		7.9		29.2		76.6		5.2		72.3		58		102				<0.2		1.2	
23-Aug-16	Cloudy	Moderate	15:08	8.6	Surface	1.0	0.3	154	29.7	29.7	7.8	7.8	20.1	20.1	84.4	84.3	5.7	5.3	3.4	11.6	3	14	86	92	819589	805033	<0.2	<0.2	4.0	2.8
						1.0	0.4	166	29.7		7.8		20.1		84.1		5.7		3.6		3		83				<0.2		3.6	
					Middle	4.3	0.4	155	27.7	27.7	7.8	7.8	27.0	27.0	72.1	72.1	4.9		14.2		20		96				<0.2		2.5	
						4.3	0.4	159	27.7		7.8		27.0		72.1		4.9		14.2		20		95				<0.2		2.5	
					Bottom	7.6	0.3	154	27.4	27.4	7.9	7.9	29.0	29.0	73.3	73.3	4.9	4.9	17.0		20		97				<0.2		2.3	
						7.6	0.3	167	27.3		7.9		29.0		73.3		4.9		17.2		19		96				<0.2		1.6	
25-Aug-16	Sunny	Moderate	17:05	8.2	Surface	1.0	0.3	187	30.1	30.1	7.8	7.8	17.1	17.1	90.7	90.7	6.2	5.3	1.6	6.7	<2	6	84	91	819589	805026	<0.2	<0.2	3.4	2.2
						1.0	0.4	204	30.1		7.8		17.0		90.6		6.2		1.6		2		83				<0.2		3.3	
					Middle	4.1	0.4	139	27.4	27.4	7.8	7.8	26.9	26.9	65.2	65.2	4.4		6.0		4		88				<0.2		1.8	
						4.1	0.4	150	27.4		7.8		26.9		65.2		4.4		6.0		4		90				<0.2		1.9	
					Bottom	7.2	0.3	164	27.2	27.2	7.8	7.8	28.4	28.4	64.4	64.6	4.4	4.4	12.5		12		99				<0.2		1.5	
						7.2	0.3	167	27.2		7.8		28.4		64.8		4.4		12.4		12		99				<0.2		1.4	
27-Aug-16	Fine	Moderate	09:07	8.0	Surface	1.0	0.6	203	29.1	29.1	7.8	7.8	18.6	18.6	75.5	75.5	5.2	4.9	1.2	6.3	<2	9	78	87	819569	805021	<0.2	<0.2	2.5	1.5
						1.0	0.6	214	29.1		7.8		18.5		75.4		5.2		1.3		<2		80				<0.2		2.4	
					Middle	4.0	0.6	182	27.3	27.4	7.9	7.9	28.9	28.5	67.0	67.4	4.5		2.9		2		85				<0.2		1.4	
						4.0	0.7	186	27.5		7.9		28.0		67.7		4.6		3.0		2		86				<0.2		1.4	
					Bottom	7.0	0.5	191	26.8	26.8	7.9	7.9	30.0	30.0	59.4	59.5	4.0	4.0	14.7		23		97				<0.2		0.7	
						7.0	0.5	206	26.8		7.9		30.0		59.5		4.0		14.5		24		96				<0.2		0.8	
30-Aug-16	Cloudy	Moderate	12:21	7.9	Surface	1.0	0.7	197	27.8	27.8	7.9	7.9	27.0	27.0	87.7	87.7	5.9	5.3	1.5	6.0	4	8	92	98	819552	805052	<0.2	<0.2	1.4	1.2
						1.0	0.7	216	27.8		7.9		27.0		87.7		5.9		1.5		4		93				<0.2		1.5	
					Middle	4.0	0.6	204	26.9	26.9	7.9	7.9	30.4	30.4	68.3	68.3	4.6		5.8		10		100				<0.2		0.9	
						4.0	0.7	222	26.9		7.9		30.4		68.3		4.6		5.9		10		100				<0.2		1.1	
					Bottom	6.9	0.4	208	26.9	26.9	7.9	7.9	30.6	30.6	67.9	67.9	4.6	4.6	10.6		11		101				<0.2		1.0	
						6.9	0.5	219	26.9		7.9		30.6		67.9		4.6		10.6		10		100				<0.2		1.1	

DA: Depth-Averaged
Calm: Small or no wave; Moderate: Between calm and rough; Rough : White capped or rougher

Expansion of Hong Kong International Airport into a Three-Runway System
Baseline Water Quality Monitoring
Water Quality Monitoring Results at IM5 during Mid-Ebb Tide

Date	Weather Condition	Sea Condition	Sampling Time	Water Depth (m)	Sampling Depth (m)		Current Speed (m/s)	Current Direction	Water Temperature (°C) Value	Water Temperature (°C) Average	pH Value	pH Average	Salinity (ppt) Value	Salinity (ppt) Average	DO Saturation (%) Value	DO Saturation (%) Average	Dissolved Oxygen (mg/L) Value	Dissolved Oxygen (mg/L) DA	Turbidity(NTU) Value	Turbidity(NTU) DA	Suspended Solids (mg/L) Value	Suspended Solids (mg/L) DA	Total Alkalinity (ppm) Value	Total Alkalinity (ppm) DA	Coordinate HK Grid (Northing)	Coordinate HK Grid (Easting)	Chromium (µg/L) Value	Chromium (µg/L) DA	Nickel (µg/L) Value	Nickel (µg/L) DA
4-Aug-16	Cloudy	Moderate	15:08	6.6	Surface	1.0	0.9	195	27.3	27.3	7.8	7.8	22.5	22.4	79.4	79.3	5.6	5.1	4.3	15.3	5	12	92	91	820568	804919	<0.2	<0.2	2.0	1.7
						1.0	1.0	212	27.3		7.8		22.4		79.1		5.5		4.3		6		87				<0.2		2.1	
					Middle	3.3	0.7	203	25.5	25.5	7.8	7.8	27.8	27.7	66.5	66.6	4.7		15.6		6		87				<0.2		1.9	
						3.3	0.8	212	25.6		7.8		27.7		66.6		4.7		15.1		5		87				<0.2		2.4	
					Bottom	5.6	0.6	213	25.4	25.4	7.8	7.8	28.3	28.3	66.5	66.7	4.7	4.7	25.9		24		96				<0.2		1.0	
						5.6	0.6	226	25.4		7.8		28.3		66.8		4.7		26.4		26		96				<0.2		0.9	
6-Aug-16	Sunny	Moderate	13:54	7.2	Surface	1.0	0.5	250	28.7	28.8	7.7	7.7	18.0	18.0	82.2	82.2	5.8	4.9	1.8	13.6	4	14	90	98	820561	804929	<0.2	<0.2	2.6	1.4
						1.0	0.5	270	28.8		7.7		17.9		82.2		5.8		1.7		3		92				<0.2		2.2	
					Middle	3.6	0.5	244	25.7	25.7	7.7	7.7	28.2	28.3	56.4	56.4	3.9		11.8		9		100				<0.2		0.8	
						3.6	0.5	264	25.7		7.7		28.3		56.4		3.9		11.8		9		102				<0.2		0.9	
					Bottom	6.2	0.4	246	25.5	25.5	7.7	7.7	28.9	29.0	57.3	57.6	4.0	4.0	27.1		30		102				<0.2		0.8	
						6.2	0.4	264	25.4		7.7		29.0		57.8		4.0		27.6		28		103				<0.2		0.8	
9-Aug-16	Cloudy	Moderate	15:25	6.6	Surface	1.0	0.5	191	29.4	29.5	7.8	7.8	18.1	18.1	87.8	87.6	6.1	5.5	1.3	6.9	2	7	81	87	820581	804931	<0.2	<0.2	3.0	1.8
						1.0	0.5	204	29.5		7.8		18.0		87.4		6.0		1.4		3		82				<0.2		3.1	
					Middle	3.3	0.4	179	25.5	25.7	7.7	7.8	29.1	29.0	68.0	70.2	4.7		4.3		5		87				<0.2		1.3	
						3.3	0.4	179	25.8		7.8		28.9		72.3		5.0		4.0		6		90				<0.2		1.2	
					Bottom	5.6	0.3	179	25.6	25.7	7.7	7.7	29.4	29.4	64.9	67.3	4.5	4.7	15.7		12		92				<0.2		1.0	
						5.6	0.3	185	25.7		7.7		29.4		69.7		4.8		14.4		12		92				<0.2		0.9	
11-Aug-16	Sunny	Moderate	17:23	6.4	Surface	1.0	0.3	159	27.0	27.0	7.8	7.8	24.7	24.7	73.9	74.0	5.1	4.4	1.4	2.8	3	4	96	93	820546	804910	<0.2	<0.2	1.8	1.5
						1.0	0.3	162	27.0		7.8		24.7		74.0		5.1		1.5		2		94				<0.2		1.6	
					Middle	3.2	0.3	136	25.8	25.8	7.8	7.8	28.7	28.8	53.8	53.8	3.7		3.8		4		91				<0.2		1.1	
						3.2	0.3	136	25.7		7.8		28.8		53.7		3.7		3.8		4		92				<0.2		1.2	
					Bottom	5.4	0.2	195	25.1	25.3	7.8	7.8	30.2	30.0	54.8	54.7	3.8	3.8	3.2		4		96				<0.2		1.2	
						5.4	0.3	200	25.5		7.8		29.8		54.6		3.8		3.0		6		91				<0.2		2.0	
13-Aug-16	Sunny	Moderate	10:27	6.6	Surface	1.0	0.3	141	29.1	29.1	7.9	7.9	14.4	14.5	91.8	91.7	6.5	5.8	1.9	2.0	<2	2	71	80	820545	804916	<0.2	<0.2	2.9	3.5
						1.0	0.3	151	29.0		7.9		14.5		91.5		6.5		1.8		<2		69				<0.2		3.1	
					Middle	3.3	0.3	156	27.8	27.8	7.8	7.8	21.8	21.8	71.7	71.8	5.0		1.0		<2		80				<0.2		3.5	
						3.3	0.4	168	27.8		7.8		21.8		71.8		5.0		1.1		2		79				<0.2		3.7	
					Bottom	5.6	0.3	216	25.3	25.5	7.7	7.7	29.4	29.3	43.4	43.5	3.0	3.0	3.0		<2		90				<0.2		4.0	
						5.6	0.3	225	25.7		7.7		29.1		43.5		3.0		2.9		<2		89				<0.2		4.0	
16-Aug-16	Cloudy	Moderate	12:28	6.5	Surface	1.0	0.9	198	27.7	27.7	7.8	7.8	18.8	18.8	76.8	76.6	5.4	4.5	2.3	7.9	4	5	86	89	820573	804924	<0.2	<0.2	2.4	2.6
						1.0	0.9	199	27.7		7.8		18.8		76.3		5.4		2.2		3		85				<0.2		2.5	
					Middle	3.3	0.6	205	25.6	25.8	7.8	7.8	28.0	27.9	50.2	50.1	3.5		8.5		4		95				<0.2		2.2	
						3.3	0.6	210	26.0		7.8		27.7		50.0		3.5		8.4		4		93				<0.2		3.2	
					Bottom	5.5	0.4	217	25.6	25.5	7.8	7.8	29.0	29.1	54.9	55.4	3.8	3.9	13.0		8		87				<0.2		2.9	
						5.5	0.4	228	25.3		7.8		29.2		55.9		3.9		12.7		9		90				<0.2		2.3	
20-Aug-16	Sunny	Moderate	12:47	7.4	Surface	1.0	0.4	182	27.4	27.4	7.8	7.8	26.5	26.5	77.7	77.9	5.3	5.4	9.1	17.0	7	15	87	92	820563	804940	<0.2	<0.2	1.7	1.6
						1.0	0.4	187	27.4		7.8		26.5		78.1		5.3		9.1		7		90				<0.2		1.8	
					Middle	3.7	0.4	124	27.4	27.5	7.9	7.9	28.7	28.7	81.4	81.5	5.5		6.1		7		91				<0.2		1.3	
						3.7	0.4	124	27.5		7.9		28.6		81.5		5.5		6.6		7		91				<0.2		1.4	
					Bottom	6.4	0.4	144	26.9	26.9	7.9	7.9	29.4	29.4	78.8	79.0	5.3	5.3	35.0		30		97				<0.2		1.7	
						6.4	0.4	151	26.9		7.9		29.4		79.1		5.3		36.2		32		96				<0.2		1.4	
23-Aug-16	Cloudy	Moderate	14:57	7.3	Surface	1.0	0.3	151	29.8	29.8	7.8	7.8	19.8	19.8	84.0	83.9	5.7	5.3	3.7	13.9	4	20	83	96	820563	804926	<0.2	<0.2	2.4	1.3
						1.0	0.3	160	29.7		7.8		19.8		83.8		5.7		3.9		6		83				<0.2		1.6	
					Middle	3.7	0.3	151	27.7	27.7	7.8	7.8	26.3	26.3	72.5	72.5	4.9		16.7		25		98				<0.2		0.9	
						3.7	0.3	164	27.7		7.8		26.3		72.5		4.9		16.8		27		94				<0.2		0.8	
					Bottom	6.3	0.3	167	27.7	27.7	7.8	7.8	27.1	27.1	72.4	72.6	4.9	4.9	20.9		27		109				<0.2		1.2	
						6.3	0.3	178	27.7		7.8		27.1		72.7		4.9		21.1		29		109				<0.2		0.7	
25-Aug-16	Sunny	Moderate	16:57	7.4	Surface	1.0	0.3	191	30.9	30.9	7.8	7.8	16.3	16.3	93.1	93.1	6.3	5.5	1.6	5.2	<2	9	82	92	820550	804915	<0.2	<0.2	3.1	2.0
						1.0	0.3	198	30.9		7.8		16.3		93.1		6.3		1.6		<2		83				<0.2		3.4	
					Middle	3.7	0.3	136	27.9	27.9	7.8	7.8	24.6	24.7	68.3	68.3	4.7		3.0		9		97				<0.2		1.5	
						3.7	0.3	145	27.9		7.8		24.7		68.3		4.7		3.1		8		96				<0.2		1.5	
					Bottom	6.4	0.3	159	27.3	27.3	7.8	7.8	28.0	28.0	63.4	63.8	4.3	4.3	11.0		16		98				<0.2		1.4	
						6.4	0.3	160	27.3		7.8		28.0		64.1		4.3		11.0		14		96				<0.2		1.3	
27-Aug-16	Fine	Moderate	09:17	6.7	Surface	1.0	0.6	190	29.3	29.3	7.8	7.8	17.5	17.6	79.0	78.9	5.5	5.1	1.0	6.8	<2	11	84	89	820567	804926	<0.2	<0.2	2.4	1.9
						1.0	0.6	202	29.2		7.8		17.6		78.7		5.5		1.0		<2		83				<0.2		2.5	
					Middle	3.4	0.5	199	28.0	28.0	7.8	7.8	24.0	24.0	66.8	66.7	4.6		3.1		2		84				<0.2		2.3	
						3.4	0.6	199	28.0		7.8		24.0		66.5		4.6		3.2		<2		85				<0.2		2.1	
					Bottom	5.7	0.4	193	26.9	26.9	7.9	7.9	29.5	29.5	60.0	60.1	4.1	4.1	16.2		29		98				<0.2		0.9	
						5.7	0.4	194	26.9		7.9		29.5		60.2		4.1		16.0		30		97				<0.2		0.9	
30-Aug-16	Cloudy	Moderate	12:32	6.8	Surface	1.0	0.8	193	27.9	27.9	7.9	7.9	27.3	27.3	92.0	92.0	6.2	5.5	1.6	12.3	5	20	101	99	820555	804928	<0.2	<0.2	1.4	1.3
						1.0	0.9	207	27.9		7.9		27.3		91.9		6.2		1.7		5		99				<0.2		1.5	
					Middle	3.4	0.6	194	26.9	26.9	7.9	7.9	29.8	29.8	70.7	70.7	4.8		13.4		16		97				<0.2		1.4	
						3.4	0.6	206	26.9		7.9		29.8		70.6		4.8		13.6		16		97				<0.2		1.1	
					Bottom	5.8	0.5	196	26.9	26.9	7.9	7.9	30.1	30.1	69.7	69.9	4.7	4.7	22.1		38		100				<0.2		1.5	
						5.8	0.5	207	26.9		7.9		30.1		70.0		4.7		21.6		40		97				<0.2		1.1	

DA: Depth-Averaged
Calm: Small or no wave; Moderate: Between calm and rough; Rough : White capped or rougher

Expansion of Hong Kong International Airport into a Three-Runway System
Baseline Water Quality Monitoring
Water Quality Monitoring Results at IM6 during Mid-Ebb Tide

Date	Weather Condition	Sea Condition	Sampling Time	Water Depth (m)	Sampling Depth (m)		Current Speed (m/s)	Current Direction	Water Temperature (°C) Value	Water Temperature (°C) Average	pH Value	pH Average	Salinity (ppt) Value	Salinity (ppt) Average	DO Saturation (%) Value	DO Saturation (%) Average	Dissolved Oxygen (mg/L) Value	Dissolved Oxygen (mg/L) DA	Turbidity(NTU) Value	Turbidity(NTU) DA	Suspended Solids (mg/L) Value	Suspended Solids (mg/L) DA	Total Alkalinity (ppm) Value	Total Alkalinity (ppm) DA	Coordinate HK Grid (Northing)	Coordinate HK Grid (Easting)	Chromium (µg/L) Value	Chromium (µg/L) DA	Nickel (µg/L) Value	Nickel (µg/L) DA
4-Aug-16	Cloudy	Moderate	15:23	6.3	Surface	1.0	0.8	215	26.9	26.9	7.7	7.7	23.4	23.4	77.2	77.2	5.4	5.4	5.0	7.1	6	8	87	85	821053	805822	<0.2	<0.2	1.8	1.7
						1.0	0.8	230	26.9		7.7		23.4		77.1		5.4		4.9		7		85				<0.2		1.8	
					Middle	3.2	0.8	210	26.8	26.8	7.7	7.7	23.6	23.6	76.5	76.5	5.4		5.5		8		85				<0.2		1.8	
						3.2	0.8	212	26.8		7.7		23.6		76.5		5.4		5.6		8		81				<0.2		1.8	
					Bottom	5.3	0.8	204	26.5	26.5	7.8	7.8	24.5	24.5	74.8	74.9	5.2	5.3	10.5		10		85				<0.2		1.6	
						5.3	0.9	205	26.5		7.8		24.4		75.0		5.3		11.0		10		87				<0.2		1.6	
6-Aug-16	Sunny	Moderate	13:45	7.2	Surface	1.0	0.4	294	28.7	28.8	7.7	7.7	18.3	18.3	82.6	82.7	5.8	5.4	2.1	10.5	2	8	89	92	821045	805844	<0.2	<0.2	2.7	1.8
						1.0	0.4	318	28.8		7.7		18.2		82.7		5.8		2.0		2		87				<0.2		2.6	
					Middle	3.6	0.4	298	26.6	26.8	7.7	7.7	25.5	25.0	70.5	70.9	4.9		3.8		2		90				<0.2		1.7	
						3.6	0.4	301	26.9		7.7		24.5		71.2		5.0		3.9		3		87				<0.2		1.8	
					Bottom	6.2	0.4	298	25.9	25.9	7.7	7.7	28.0	28.0	59.0	59.3	4.1	4.1	26.2		19		99				<0.2		0.8	
						6.2	0.4	309	25.9		7.7		28.0		59.5		4.1		25.2		19		100				<0.2		1.0	
9-Aug-16	Cloudy	Moderate	15:15	6.5	Surface	1.0	0.2	170	29.6	29.5	7.9	7.9	17.0	17.1	91.7	91.8	6.4	6.2	0.8	5.2	4	8	82	86	821069	805827	<0.2	<0.2	2.9	2.3
						1.0	0.2	177	29.4		7.9		17.1		91.8		6.4		0.9		3		80				<0.2		3.1	
					Middle	3.3	0.4	172	28.9	28.9	7.8	7.8	19.2	19.1	85.3	85.3	5.9		0.7		4		85				<0.2		2.9	
						3.3	0.4	175	28.9		7.8		19.0		85.2		5.9		0.7		2		87				<0.2		2.6	
					Bottom	5.5	0.2	144	25.7	25.7	7.7	7.7	29.4	29.4	54.2	55.1	3.8	3.9	13.9		16		92				<0.2		1.0	
						5.5	0.3	144	25.7		7.7		29.3		56.0		3.9		13.9		16		91				<0.2		1.1	
11-Aug-16	Sunny	Moderate	17:13	6.3	Surface	1.0	0.4	271	28.5	28.4	7.8	7.8	19.0	19.1	81.9	82.0	5.7	5.1	1.1	1.7	3	3	84	90	821054	805828	<0.2	<0.2	3.5	3.3
						1.0	0.4	275	28.3		7.8		19.1		82.1		5.8		1.2		3		85				<0.2		3.4	
					Middle	3.2	0.4	213	26.4	26.7	7.8	7.8	26.0	25.7	64.9	64.6	4.5		1.9		3		87				<0.2		2.1	
						3.2	0.4	213	26.9		7.8		25.4		64.3		4.5		1.9		2		85				<0.2		2.8	
					Bottom	5.3	0.3	157	25.9	25.9	7.8	7.8	29.0	29.0	55.3	55.7	3.8	3.9	2.2		2		100				<0.2		4.4	
						5.3	0.3	157	25.9		7.8		28.9		56.0		3.9		2.0		2		97				<0.2		3.6	
13-Aug-16	Fine	Moderate	10:42	6.2	Surface	1.0	0.4	193	29.0	29.0	7.8	7.8	15.1	15.1	89.9	89.8	6.4	5.9	1.7	2.2	<2	2	71	81	821072	805839	<0.2	<0.2	3.7	3.3
						1.0	0.4	198	29.0		7.8		15.1		89.7		6.4		1.6		<2		73				<0.2		3.4	
					Middle	3.1	0.4	188	28.2	28.2	7.7	7.7	19.0	19.0	74.8	75.2	5.3		1.5		<2		77				<0.2		3.5	
						3.1	0.5	198	28.2		7.7		19.0		75.5		5.3		1.5		<2		75				<0.2		3.8	
					Bottom	5.2	0.3	211	25.4	25.3	7.7	7.7	30.1	30.2	41.1	41.4	2.8	2.9	3.3		2		95				<0.2		2.3	
						5.2	0.3	214	25.1		7.7		30.3		41.7		2.9		3.3		3		97				<0.2		2.8	
16-Aug-16	Cloudy	Moderate	12:39	6.3	Surface	1.0	0.6	209	27.3	27.3	7.8	7.8	21.5	21.6	71.7	71.7	5.0	4.3	2.3	8.7	4	7	87	92	821062	805826	<0.2	<0.2	3.4	3.2
						1.0	0.7	226	27.3		7.8		21.7		71.7		5.0		2.3		3		87				<0.2		3.1	
					Middle	3.2	0.5	221	26.1	26.1	7.8	7.8	27.1	27.1	49.8	49.8	3.5		8.7		9		98				<0.2		3.2	
						3.2	0.5	233	26.1		7.8		27.1		49.8		3.5		8.8		9		95				<0.2		3.4	
					Bottom	5.3	0.4	229	26.0	26.0	7.7	7.7	27.5	27.6	51.2	51.3	3.6	3.6	15.1		8		89				<0.2		3.1	
						5.3	0.4	235	25.9		7.7		27.6		51.4		3.6		15.2		8		93				<0.2		3.1	
20-Aug-16	Sunny	Moderate	12:40	7.4	Surface	1.0	0.5	174	29.0	29.0	7.7	7.7	22.1	22.1	79.6	79.6	5.4	5.2	4.4	38.0	5	24	87	94	821076	805809	<0.2	<0.2	3.0	2.1
						1.0	0.5	185	29.0		7.7		22.1		79.5		5.4		4.7		6		87				<0.2		2.8	
					Middle	3.7	0.5	143	26.8	26.8	7.8	7.8	28.2	28.3	73.5	73.5	5.0		30.5		32		97				<0.2		1.5	
						3.7	0.5	144	26.8		7.8		28.3		73.5		5.0		30.6		31		98				<0.2		1.6	
					Bottom	6.4	0.4	130	26.7	26.8	7.9	7.9	28.7	28.7	74.4	74.5	5.1	5.1	79.2		35		98				<0.2		2.1	
						6.4	0.4	141	26.8		7.9		28.7		74.6		5.1		78.6		36		99				<0.2		1.7	
23-Aug-16	Cloudy	Moderate	14:46	7.4	Surface	1.0	0.3	156	29.3	29.3	7.8	7.8	19.4	19.4	85.8	85.8	5.9	5.5	2.6	10.2	4	13	88	90	821042	805810	<0.2	<0.2	1.9	2.0
						1.0	0.3	163	29.3		7.8		19.4		85.8		5.9		2.7		4		84				<0.2		2.2	
					Middle	3.7	0.4	85	28.2	28.2	7.8	7.8	24.2	24.2	76.0	75.8	5.2		6.1		17		91				<0.2		1.4	
						3.7	0.4	88	28.2		7.8		24.2		75.5		5.1		6.6		18		87				<0.2		1.7	
					Bottom	6.4	0.3	117	27.9	27.7	7.8	7.8	26.7	26.9	72.2	72.5	4.9	4.9	20.4		18		96				<0.2		2.0	
						6.4	0.3	121	27.5		7.8		27.0		72.8		4.9		22.7		18		93				<0.2		2.6	
25-Aug-16	Fine	Moderate	16:49	6.9	Surface	1.0	0.3	202	30.6	30.6	7.8	7.8	15.9	15.9	94.9	94.9	6.5	6.0	1.1	3.2	2	5	82	91	821071	805828	<0.2	<0.2	3.3	2.4
						1.0	0.3	213	30.6		7.8		15.9		94.9		6.5		1.1		2		79				<0.2		3.5	
					Middle	3.5	0.3	117	28.9	28.9	7.8	7.8	19.6	19.6	80.0	80.0	5.5		1.9		4		96				<0.2		2.3	
						3.5	0.3	124	28.9		7.8		19.6		79.9		5.5		2.0		3		97				<0.2		2.1	
					Bottom	5.9	0.3	119	27.4	27.4	7.8	7.8	27.4	27.4	66.7	67.3	4.5	4.6	7.1		8		96				<0.2		1.5	
						5.9	0.3	120	27.4		7.8		27.4		67.8		4.6		6.2		10		98				<0.2		1.7	
27-Aug-16	Sunny	Moderate	09:27	6.7	Surface	1.0	0.5	209	29.0	29.0	7.8	7.8	19.5	19.5	77.3	77.6	5.3	4.9	1.1	5.4	<2	8	83	89	821040	805832	<0.2	<0.2	2.2	1.6
						1.0	0.5	209	29.0		7.8		19.4		77.8		5.4		1.2		2		83				<0.2		2.0	
					Middle	3.4	0.6	210	28.2	28.2	7.8	7.8	22.9	22.9	64.8	64.7	4.4		2.8		2		89				<0.2		1.6	
						3.4	0.6	212	28.2		7.8		22.9		64.6		4.4		3.0		3		90				<0.2		1.6	
					Bottom	5.7	0.6	195	27.1	27.1	7.8	7.8	28.4	28.6	59.9	60.6	4.1	4.1	12.5		18		94				<0.2		0.9	
						5.7	0.6	197	27.1		7.8		28.7		61.2		4.1		11.9		20		94				<0.2		1.0	
30-Aug-16	Cloudy	Moderate	12:42	6.4	Surface	1.0	0.7	199	27.4	27.4	7.9	7.9	27.8	27.8	80.1	80.1	5.4	5.1	3.3	12.3	9	21	96	98	821040	805835	<0.2	<0.2	1.3	1.3
						1.0	0.7	213	27.4		7.9		27.8		80.1		5.4		3.3		9		94				<0.2		1.2	
					Middle	3.2	0.5	198	26.9	26.9	7.9	7.9	29.8	29.8	69.7	69.7	4.7		11.8		22		99				<0.2		1.4	
						3.2	0.5	213	26.9		7.9		29.8		69.7		4.7		12.2		23		98				<0.2		1.1	
					Bottom	5.4	0.5	202	26.9	26.9	7.9	7.9	30.0	30.0	69.8	69.9	4.7	4.7	21.5		30		102				<0.2		1.4	
						5.4	0.5	219	26.9		7.9		30.0		69.9		4.7		21.5		32		100				<0.2		1.1	

DA: Depth-Averaged
Calm: Small or no wave; Moderate: Between calm and rough; Rough : White capped or rougher

Expansion of Hong Kong International Airport into a Three-Runway System
Baseline Water Quality Monitoring
Water Quality Monitoring Results at IM7 during Mid-Ebb Tide

Date	Weather Condition	Sea Condition	Sampling Time	Water Depth (m)	Sampling Depth (m)		Current Speed (m/s)	Current Direction	Water Temperature (°C) Value	Water Temperature (°C) Average	pH Value	pH Average	Salinity (ppt) Value	Salinity (ppt) Average	DO Saturation (%) Value	DO Saturation (%) Average	Dissolved Oxygen (mg/L) Value	Dissolved Oxygen (mg/L) DA	Turbidity(NTU) Value	Turbidity(NTU) DA	Suspended Solids (mg/L) Value	Suspended Solids (mg/L) DA	Total Alkalinity (ppm) Value	Total Alkalinity (ppm) DA	Coordinate HK Grid (Northing)	Coordinate HK Grid (Easting)	Chromium (µg/L) Value	Chromium (µg/L) DA	Nickel (µg/L) Value	Nickel (µg/L) DA
4-Aug-16	Cloudy	Moderate	15:38	7.4	Surface	1.0	0.7	217	27.1	27.1	7.7	7.7	22.7	22.7	74.7	74.7	5.2	5.0	6.7	22.4	7	12	88	91	821347	806847	<0.2	<0.2	2.1	1.6
						1.0	0.8	234	27.1		7.7		22.7		74.7		5.2		6.8		7		85				<0.2		2.1	
					Middle	3.7	0.6	225	26.0	26.0	7.7	7.7	26.3	26.3	67.0	67.0	4.7		15.9		14		92				<0.2		1.4	
						3.7	0.6	243	26.0		7.7		26.3		67.0		4.7		16.1		15		91				<0.2		1.4	
					Bottom	6.4	0.4	212	25.6	25.6	7.8	7.8	27.2	27.2	66.6	66.7	4.7	4.7	45.2		15		97				<0.2		1.4	
						6.4	0.4	218	25.6		7.8		27.2		66.7		4.7		43.8		16		95				<0.2		1.3	
6-Aug-16	Sunny	Moderate	13:35	8.6	Surface	1.0	0.4	231	28.9	28.9	7.7	7.7	18.8	18.8	80.8	80.8	5.6	4.9	1.9	12.0	<2	16	90	95	821356	806823	<0.2	<0.2	2.6	1.7
						1.0	0.4	253	28.9		7.7		18.8		80.7		5.6		2.1		<2		87				<0.2		2.6	
					Middle	4.3	0.4	220	26.7	26.4	7.7	7.7	26.5	26.8	58.9	59.2	4.1		11.7		3		94				<0.2		1.4	
						4.3	0.4	226	26.1		7.7		27.1		59.4		4.1		12.6		4		97				<0.2		1.6	
					Bottom	7.6	0.5	233	26.4	26.3	7.7	7.7	27.6	27.7	57.6	57.8	4.0	4.0	21.8		42		101				<0.2		1.2	
						7.6	0.5	238	26.2		7.7		27.7		58.0		4.0		22.1		43		100				<0.2		1.0	
9-Aug-16	Cloudy	Moderate	15:11	8.6	Surface	1.0	0.4	147	29.5	29.7	7.9	7.9	16.1	16.6	93.4	92.8	6.5	5.6	1.3	7.5	2	5	88	92	821366	806844	<0.2	<0.2	2.8	2.3
						1.0	0.5	147	29.9		7.9		17.1		92.2		6.4		1.2		3		89				<0.2		2.9	
					Middle	4.3	0.4	197	27.7	27.5	7.8	7.8	23.8	23.9	67.4	67.6	4.7		3.6		4		92				<0.2		2.2	
						4.3	0.4	201	27.3		7.8		24.0		67.7		4.7		3.8		4		94				<0.2		2.4	
					Bottom	7.6	0.3	54	25.2	25.2	7.7	7.7	30.0	30.0	53.3	54.0	3.7	3.8	17.7		8		97				<0.2		1.6	
						7.6	0.3	56	25.1		7.7		30.0		54.7		3.8		17.2		8		94				<0.2		1.6	
11-Aug-16	Sunny	Moderate	17:01	8.0	Surface	1.0	0.3	184	28.3	28.4	7.8	7.8	20.0	20.0	76.7	76.5	5.4	4.9	1.5	2.4	3	3	79	89	821339	806825	<0.2	<0.2	3.4	2.8
						1.0	0.3	194	28.5		7.8		19.9		76.3		5.3		1.5		2		76				<0.2		4.3	
					Middle	4.0	0.3	155	26.9	27.0	7.8	7.8	25.1	25.1	64.0	63.9	4.4		1.6		3		91				<0.2		3.3	
						4.0	0.3	158	27.0		7.8		25.0		63.8		4.4		1.6		2		92				<0.2		1.8	
					Bottom	7.0	0.3	132	24.8	25.1	7.7	7.7	31.0	30.8	53.9	53.9	3.8	3.8	4.1		3		98				<0.2		1.8	
						7.0	0.3	143	25.3		7.7		30.6		53.8		3.7		3.8		4		96				<0.2		2.0	
13-Aug-16	Fine	Moderate	10:57	7.5	Surface	1.0	0.4	199	27.8	27.8	7.8	7.8	21.8	22.0	73.4	73.4	5.1	4.4	1.3	2.0	<2	2	85	87	821341	806837	<0.2	<0.2	4.2	3.1
						1.0	0.4	216	27.8		7.8		22.1		73.4		5.1		1.4		<2		83				<0.2		4.4	
					Middle	3.8	0.4	198	26.6	26.6	7.7	7.7	26.9	26.9	52.4	52.5	3.6		2.3		<2		86				<0.2		3.6	
						3.8	0.4	208	26.6		7.7		26.9		52.5		3.6		2.3		<2		87				<0.2		3.9	
					Bottom	6.5	0.3	217	25.9	25.9	7.7	7.7	29.3	29.4	42.2	42.3	2.9	2.9	2.4		3		92				<0.2		1.2	
						6.5	0.3	227	25.9		7.7		29.4		42.4		2.9		2.5		3		90				<0.2		1.4	
16-Aug-16	Cloudy	Moderate	12:49	7.8	Surface	1.0	0.6	211	27.0	27.1	7.8	7.8	23.8	23.8	68.3	68.3	4.8	4.1	2.5	6.9	3	5	96	94	821350	806850	<0.2	<0.2	3.3	2.1
						1.0	0.6	223	27.1		7.8		23.8		68.3		4.8		2.5		3		92				<0.2		2.8	
					Middle	3.9	0.4	228	26.1	26.1	7.7	7.7	27.8	27.8	47.7	47.8	3.3		9.3		6		89				<0.2		1.9	
						3.9	0.5	249	26.0		7.7		27.8		47.8		3.3		9.3		7		91				<0.2		1.6	
					Bottom	6.8	0.3	225	25.6	25.8	7.8	7.8	28.3	28.2	52.4	52.6	3.6	3.7	8.9		6		97				<0.2		1.7	
						6.8	0.3	246	25.9		7.8		28.1		52.7		3.7		8.9		6		96				<0.2		1.4	
20-Aug-16	Sunny	Moderate	12:31	9.0	Surface	1.0	0.4	144	28.1	28.4	7.8	7.8	24.0	23.9	81.3	81.0	5.6	5.4	4.0	12.3	5	12	86	92	821349	806834	<0.2	<0.2	2.7	2.4
						1.0	0.4	151	28.6		7.8		23.8		80.6		5.5		3.7		5		88				<0.2		3.3	
					Middle	4.5	0.4	148	28.0	27.7	7.8	7.8	25.1	25.3	76.2	76.6	5.2		9.2		8		89				<0.2		2.4	
						4.5	0.5	154	27.4		7.8		25.4		76.9		5.3		9.4		7		90				<0.2		2.2	
					Bottom	8.0	0.4	124	26.8	27.1	7.9	7.9	28.1	28.0	76.4	76.3	5.2	5.2	23.8		23		99				<0.2		1.9	
						8.0	0.4	131	27.3		7.9		27.8		76.2		5.2		23.7		22		98				<0.2		1.7	
23-Aug-16	Cloudy	Moderate	14:38	9.0	Surface	1.0	0.3	102	29.7	30.0	7.7	7.7	18.3	18.2	83.6	83.3	5.7	5.4	3.2	17.6	3	21	83	86	821337	806845	<0.2	<0.2	3.1	2.7
						1.0	0.3	111	30.2		7.7		18.1		83.0		5.7		2.9		4		82				<0.2		3.1	
					Middle	4.5	0.4	79	28.1	28.3	7.8	7.8	24.1	24.1	76.4	76.2	5.2		9.2		4		82				<0.2		2.0	
						4.5	0.4	80	28.5		7.8		24.0		75.9		5.1		9.1		4		83				<0.2		2.5	
					Bottom	8.0	0.4	91	28.3	28.3	7.8	7.8	26.2	26.2	72.6	72.9	4.9	4.9	39.9		54		94				<0.2		2.3	
						8.0	0.4	96	28.3		7.8		26.2		73.1		4.9		41.3		54		94				<0.2		3.4	
25-Aug-16	Fine	Moderate	16:40	8.5	Surface	1.0	0.3	134	29.9	29.9	7.8	7.8	17.6	17.6	87.4	87.4	6.0	5.6	1.7	6.1	<2	8	84	91	821361	806837	<0.2	<0.2	3.1	2.4
						1.0	0.3	142	29.9		7.8		17.6		87.3		6.0		1.9		2		83				<0.2		3.2	
					Middle	4.3	0.4	111	28.5	28.5	7.8	7.8	22.4	22.3	74.7	74.7	5.1		4.5		3		95				<0.2		2.1	
						4.3	0.4	116	28.5		7.8		22.2		74.7		5.1		4.8		2		93				<0.2		2.6	
					Bottom	7.5	0.3	134	27.4	27.4	7.8	7.8	27.2	27.2	66.4	66.8	4.5	4.6	11.7		18		96				<0.2		1.4	
						7.5	0.3	138	27.4		7.8		27.2		67.2		4.6		11.7		19		95				<0.2		1.8	
27-Aug-16	Sunny	Moderate	09:37	8.0	Surface	1.0	0.6	216	29.0	29.0	7.8	7.8	20.0	19.9	71.7	71.3	4.9	4.4	1.6	6.5	<2	9	86	91	821341	806853	<0.2	<0.2	2.5	1.5
						1.0	0.6	237	29.0		7.8		19.8		70.8		4.9		1.6		2		87				<0.2		2.2	
					Middle	4.0	0.5	216	27.3	27.3	7.8	7.8	27.5	27.5	57.4	57.5	3.9		5.8		6		91				<0.2		1.1	
						4.0	0.5	229	27.3		7.8		27.5		57.5		3.9		5.9		5		89				<0.2		1.2	
					Bottom	7.0	0.4	198	27.1	27.1	7.8	7.8	28.6	28.7	58.6	59.0	4.0	4.0	12.0		20		94				<0.2		0.8	
						7.0	0.4	205	27.1		7.8		28.7		59.3		4.0		12.2		19		96				<0.2		1.0	
30-Aug-16	Cloudy	Moderate	12:52	8.0	Surface	1.0	0.7	192	28.1	28.1	7.9	7.9	26.4	26.4	81.1	81.1	5.5	5.0	2.1	5.9	5	9	100	98	821354	806830	<0.2	<0.2	1.9	1.5
						1.0	0.7	192	28.1		7.9		26.4		81.0		5.5		2.2		6		100				<0.2		2.1	
					Middle	4.0	0.6	193	27.0	27.0	7.9	7.9	29.5	29.6	64.6	64.6	4.4		5.4		8		91				<0.2		1.2	
						4.0	0.6	196	26.9		7.9		29.6		64.5		4.4		5.7		9		93				<0.2		1.5	
					Bottom	7.0	0.5	206	26.9	26.9	7.9	7.9	30.2	30.2	68.2	68.3	4.6	4.6	10.1		12		102				<0.2		1.1	
						7.0	0.5	220	26.9		7.9		30.2		68.3		4.6		9.9		13		102				<0.2		1.4	

DA: Depth-Averaged
Calm: Small or no wave; Moderate: Between calm and rough; Rough : White capped or rougher

Expansion of Hong Kong International Airport into a Three-Runway System
Baseline Water Quality Monitoring
Water Quality Monitoring Results at IM8 during Mid-Ebb Tide

Date	Weather Condition	Sea Condition	Sampling Time	Water Depth (m)	Sampling Depth (m)		Current Speed (m/s)	Current Direction	Water Temperature (°C) Value	Water Temperature (°C) Average	pH Value	pH Average	Salinity (ppt) Value	Salinity (ppt) Average	DO Saturation (%) Value	DO Saturation (%) Average	Dissolved Oxygen (mg/L) Value	Dissolved Oxygen (mg/L) DA	Turbidity(NTU) Value	Turbidity(NTU) DA	Suspended Solids (mg/L) Value	Suspended Solids (mg/L) DA	Total Alkalinity (ppm) Value	Total Alkalinity (ppm) DA	Coordinate HK Grid (Northing)	Coordinate HK Grid (Easting)	Chromium (µg/L) Value	Chromium (µg/L) DA	Nickel (µg/L) Value	Nickel (µg/L) DA
4-Aug-16	Cloudy	Moderate	14:44	8.1	Surface	1.0	0.7	188	25.8	25.8	7.7	7.7	22.2	22.2	78.6	78.6	5.6	5.5	4.4	8.2	6	6	82	87	821699	807850	<0.2	<0.2	2.0	1.7
						1.0	0.7	194	25.8		7.7		22.2		78.6		5.6		4.4		5		83				<0.2		2.0	
					Middle	4.1	0.4	181	25.1	25.1	7.7	7.7	24.1	24.1	73.7	73.6	5.3		7.3		5		87				<0.2		1.5	
						4.1	0.4	181	25.1		7.7		24.1		73.6		5.3		7.4		6		89				<0.2		1.6	
					Bottom	7.1	0.3	138	24.2	24.2	7.7	7.7	27.5	27.5	73.7	73.7	5.3	5.3	13.0		6		89				<0.2		1.6	
						7.1	0.3	144	24.2		7.7		27.5		73.7		5.3		13.0		6		91				<0.2		1.5	
6-Aug-16	Sunny	Moderate	14:06	8.8	Surface	1.0	0.4	174	26.3	26.3	7.6	7.6	22.3	22.3	66.4	66.4	4.7	4.7	4.5	7.4	3	4	84	90	821704	807832	<0.2	<0.2	3.6	2.2
						1.0	0.5	184	26.3		7.6		22.3		66.4		4.7		4.5		3		87				<0.2		3.6	
					Middle	4.4	0.3	168	25.4	25.4	7.6	7.6	24.4	24.4	66.1	66.2	4.7		7.7		4		90				<0.2		1.7	
						4.4	0.3	173	25.4		7.6		24.4		66.2		4.7		7.8		5		92				<0.2		1.6	
					Bottom	7.8	0.3	126	24.9	24.9	7.7	7.7	26.8	26.8	66.5	66.5	4.7	4.7	9.8		5		92				<0.2		1.5	
						7.8	0.3	128	24.9		7.7		26.8		66.5		4.7		9.8		4		93				<0.2		1.4	
9-Aug-16	Cloudy	Moderate	15:53	8.4	Surface	1.0	0.4	181	27.8	27.8	7.8	7.8	17.1	17.1	88.7	88.7	6.3	5.3	1.8	5.4	4	5	86	90	821714	807830	<0.2	<0.2	2.8	2.7
						1.0	0.4	187	27.8		7.8		17.1		88.7		6.3		1.8		5		85				<0.2		2.8	
					Middle	4.2	0.4	184	26.1	26.1	7.6	7.6	24.0	24.0	59.7	59.7	4.2		3.7		6		91				<0.2		2.4	
						4.2	0.4	193	26.1		7.6		23.9		59.7		4.2		3.8		6		90				<0.2		2.5	
					Bottom	7.4	0.3	160	24.0	24.0	7.6	7.6	29.4	29.4	54.1	54.1	3.8	3.8	10.6		6		93				<0.2		2.8	
						7.4	0.4	167	24.0		7.6		29.4		54.1		3.8		10.6		5		92				<0.2		2.9	
11-Aug-16	Fine	Moderate	17:47	8.1	Surface	1.0	0.2	199	26.4	26.4	7.7	7.7	21.7	21.7	76.3	76.3	5.4	4.8	0.6	1.9	<2	3	82	87	821696	807845	<0.2	<0.2	3.0	2.0
						1.0	0.2	199	26.4		7.7		21.7		76.3		5.4		0.6		<2		84				<0.2		2.1	
					Middle	4.1	0.1	174	25.4	25.4	7.7	7.7	25.8	25.8	58.3	58.0	4.1		1.4		<2		86				<0.2		1.6	
						4.1	0.1	175	25.4		7.7		25.8		57.6		4.1		1.6		<2		87				<0.2		2.0	
					Bottom	7.1	0.1	150	23.5	23.5	7.7	7.7	30.5	30.5	49.4	49.5	3.5	3.5	3.5		5		90				<0.2		1.5	
						7.1	0.2	156	23.5		7.7		30.5		49.5		3.5		3.5		5		93				<0.2		1.7	
13-Aug-16	Fine	Moderate	10:04	7.3	Surface	1.0	0.5	175	25.4	25.4	7.8	7.8	19.1	19.0	60.7	60.6	5.5	4.6	1.2	3.5	2	3	80	85	821700	807845	<0.2	<0.2	2.8	2.1
						1.0	0.5	177	25.4		7.7		18.9		60.4		5.3		1.2		3		82				<0.2		3.0	
					Middle	3.7	0.2	194	24.3	24.3	7.7	7.7	22.7	22.7	48.6	48.6	3.7		3.0		3		85				<0.2		1.6	
						3.7	0.2	199	24.3		7.7		22.7		48.6		3.8		3.1		2		85				<0.2		1.5	
					Bottom	6.3	0.1	236	23.9	24.0	7.7	7.7	29.5	29.5	51.5	52.0	3.5	3.5	6.5		4		90				<0.2		1.9	
						6.3	0.1	246	24.0		7.7		29.4		52.5		3.4		6.2		4		89				<0.2		1.8	
16-Aug-16	Cloudy	Moderate	12:26	8.0	Surface	1.0	0.8	188	24.8	24.8	7.9	7.9	24.5	24.5	61.7	61.7	4.4	4.2	3.0	7.0	2	5	84	89	821677	807854	<0.2	<0.2	2.4	2.8
						1.0	0.8	203	24.8		7.9		24.5		61.7		4.4		3.1		2		83				<0.2		2.5	
					Middle	4.0	0.7	198	24.3	24.3	7.9	7.9	26.4	26.4	55.4	55.5	4.0		8.0		3		89				<0.2		3.0	
						4.0	0.7	215	24.3		7.9		26.4		55.6		4.0		8.0		4		91				<0.2		3.6	
					Bottom	7.0	0.4	223	23.8	23.8	7.9	7.9	28.0	28.0	61.9	61.9	4.4	4.4	10.0		9		93				<0.2		3.4	
						7.0	0.4	236	23.8		7.9		28.0		61.9		4.4		10.0		8		94				<0.2		1.8	
20-Aug-16	Fine	Moderate	13:03	9.0	Surface	1.0	0.5	187	26.0	26.1	7.8	7.8	24.2	24.2	78.0	78.1	5.5	5.5	3.6	5.8	2	4	81	88	821684	807845	<0.2	<0.2	3.1	2.7
						1.0	0.5	205	26.1		7.8		24.2		78.2		5.5		3.6		3		82				<0.2		2.9	
					Middle	4.5	0.4	179	26.1	26.1	7.9	7.9	26.1	26.1	78.1	78.1	5.5		5.0		4		89				<0.2		2.5	
						4.5	0.4	188	26.1		7.9		26.1		78.0		5.5		5.0		5		90				<0.2		2.6	
					Bottom	8.0	0.4	173	25.4	25.4	7.9	7.9	27.8	27.9	78.2	78.3	5.5	5.5	8.7		6		92				<0.2		2.5	
						8.0	0.4	182	25.4		7.9		27.9		78.3		5.5		8.8		4		93				<0.2		2.5	
23-Aug-16	Sunny	Moderate	15:14	8.7	Surface	1.0	0.4	145	26.8	26.8	7.9	7.9	21.4	21.4	78.6	78.6	5.6	5.6	5.2	7.4	2	4	84	89	821703	807847	<0.2	<0.2	2.2	1.2
						1.0	0.4	147	26.8		7.9		21.4		78.6		5.6		5.2		4		85				<0.2		2.2	
					Middle	4.4	0.4	109	26.6	26.6	7.9	7.9	22.3	22.3	77.3	77.3	5.5		6.8		4		89				<0.2		0.8	
						4.4	0.4	115	26.6		7.9		22.3		77.3		5.5		6.9		5		90				<0.2		0.8	
					Bottom	7.7	0.3	108	26.2	26.2	7.9	7.9	25.6	25.6	77.0	77.1	5.4	5.4	10.1		4		92				<0.2		0.6	
						7.7	0.4	114	26.2		7.9		25.6		77.1		5.4		10.1		4		93				<0.2		0.7	
25-Aug-16	Fine	Moderate	17:01	8.2	Surface	1.0	0.4	93	30.0	30.0	7.8	7.8	16.6	16.6	81.4	81.4	5.6	5.3	3.8	6.7	<2	4	83	89	821711	807818	<0.2	<0.2	3.2	3.0
						1.0	0.4	93	30.0		7.8		16.5		81.4		5.6		3.8		2		84				<0.2		3.4	
					Middle	4.1	0.4	83	28.7	28.7	7.9	7.9	20.6	20.6	72.6	72.6	5.0		4.6		<2		90				<0.2		3.2	
						4.1	0.4	90	28.7		7.9		20.6		72.6		5.0		4.7		2		91				<0.2		2.8	
					Bottom	7.2	0.3	128	27.6	27.6	7.9	7.9	26.3	26.3	63.5	63.6	4.3	4.3	11.6		6		92				<0.2		2.7	
						7.2	0.3	130	27.6		7.9		26.3		63.6		4.3		11.6		7		93				<0.2		2.8	
27-Aug-16	Fine	Moderate	09:26	8.0	Surface	1.0	0.6	188	29.2	29.2	7.8	7.8	19.1	19.1	72.7	72.7	5.0	4.4	3.4	6.9	<2	3	83	88	821684	807833	<0.2	<0.2	2.6	2.4
						1.0	0.7	190	29.2		7.8		19.1		72.6		5.0		3.4		<2		82				<0.2		2.8	
					Middle	4.0	0.6	187	27.7	27.7	7.8	7.8	25.9	25.9	55.4	55.5	3.8		8.1		4		90				<0.2		2.6	
						4.0	0.7	196	27.7		7.8		25.9		55.5		3.8		8.1		3		90				<0.2		2.7	
					Bottom	7.0	0.3	195	27.3	27.3	7.9	7.9	27.9	27.9	56.7	56.8	3.9	3.9	9.2		4		91				<0.2		1.8	
						7.0	0.3	196	27.2		7.9		27.9		56.8		3.9		9.2		5		92				<0.2		1.7	
30-Aug-16	Fine	Moderate	12:39	7.9	Surface	1.0	0.7	182	25.9	25.9	8.0	8.0	26.3	26.3	74.9	74.9	5.3	5.1	5.0	8.3	5	7	82	89	821710	807838	<0.2	<0.2	2.1	1.9
						1.0	0.8	199	25.9		8.0		26.3		74.8		5.2		5.1		5		83				<0.2		2.1	
					Middle	4.0	0.5	190	25.5	25.5	8.0	8.0	27.6	27.6	71.0	71.0	5.0		8.5		5		90				<0.2		1.7	
						4.0	0.6	195	25.5		8.0		27.6		71.0		5.0		8.5		6		91				<0.2		1.8	
					Bottom	6.9	0.4	207	25.2	25.2	8.1	8.1	28.6	28.6	72.4	72.4	5.1	5.1	11.4		9		93				<0.2		1.9	
						6.9	0.5	209	25.2		8.1		28.6		72.4		5.1		11.4		9		92				<0.2		2.0	

DA: Depth-Averaged
Calm: Small or no wave; Moderate: Between calm and rough; Rough : White capped or rougher

Expansion of Hong Kong International Airport into a Three-Runway System
Baseline Water Quality Monitoring
Water Quality Monitoring Results at IM9 during Mid-Ebb Tide

Date	Weather Condition	Sea Condition	Sampling Time	Water Depth (m)	Sampling Depth (m)		Current Speed (m/s)	Current Direction	Water Temperature (°C) Value	Water Temperature (°C) Average	pH Value	pH Average	Salinity (ppt) Value	Salinity (ppt) Average	DO Saturation (%) Value	DO Saturation (%) Average	Dissolved Oxygen (mg/L) Value	Dissolved Oxygen (mg/L) DA	Turbidity(NTU) Value	Turbidity(NTU) DA	Suspended Solids (mg/L) Value	Suspended Solids (mg/L) DA	Total Alkalinity (ppm) Value	Total Alkalinity (ppm) DA	Coordinate HK Grid (Northing)	Coordinate HK Grid (Easting)	Chromium (µg/L) Value	Chromium (µg/L) DA	Nickel (µg/L) Value	Nickel (µg/L) DA
4-Aug-16	Cloudy	Moderate	14:33	7.5	Surface	1.0	0.6	160	26.1	26.1	7.7	7.7	21.7	21.7	79.0	78.9	5.7	5.5	5.1	11.6	5	7	84	88	822096	808825	<0.2	<0.2	2.2	2.4
						1.0	0.7	172	26.1		7.7		21.7		78.9		5.7		5.2		5		86				<0.2		2.2	
					Middle	3.8	0.6	143	25.2	25.2	7.7	7.7	23.7	23.7	72.3	72.3	5.2		11.4		4		88				<0.2		2.1	
						3.8	0.6	157	25.2		7.7		23.7		72.3		5.2		11.4		4		89				<0.2		2.7	
					Bottom	6.5	0.4	116	24.4	24.4	7.7	7.7	26.8	26.8	72.2	72.2	5.2	5.2	18.3		12		91				<0.2		2.6	
						6.5	0.4	124	24.4		7.7		26.8		72.2		5.2		18.3		12		92				<0.2		2.5	
6-Aug-16	Sunny	Moderate	14:14	7.5	Surface	1.0	0.5	157	27.0	27.0	7.6	7.6	20.0	20.0	69.0	69.0	4.9	4.7	3.7	13.0	<2	7	83	89	822075	808827	<0.2	<0.2	3.6	3.5
						1.0	0.5	161	27.0		7.6		20.0		69.0		4.9		3.7		<2		84				<0.2		3.5	
					Middle	3.8	0.5	126	25.6	25.6	7.6	7.6	24.7	24.7	63.2	63.2	4.5		12.2		4		87				<0.2		2.9	
						3.8	0.5	134	25.6		7.6		24.7		63.2		4.5		12.3		2		91				<0.2		3.1	
					Bottom	6.5	0.4	106	24.7	24.7	7.6	7.6	27.5	27.5	62.5	62.6	4.4	4.4	23.0		14		94				<0.2		4.0	
						6.5	0.4	110	24.7		7.6		27.5		62.6		4.4		22.8		15		93				<0.2		3.6	
9-Aug-16	Cloudy	Moderate	16:00	7.3	Surface	1.0	0.5	142	27.5	27.5	7.8	7.8	18.8	18.8	83.3	83.3	5.9	5.4	4.1	5.9	2	4	83	89	822079	808810	<0.2	<0.2	3.1	2.9
						1.0	0.5	145	27.5		7.8		18.8		83.3		5.9		4.1		2		85				<0.2		3.3	
					Middle	3.7	0.5	139	26.8	26.8	7.7	7.7	21.5	21.5	68.2	68.2	4.8		3.5		3		89				<0.2		3.1	
						3.7	0.5	142	26.8		7.7		21.5		68.2		4.8		3.5		3		90				<0.2		3.3	
					Bottom	6.3	0.5	106	24.5	24.5	7.7	7.7	28.4	28.4	62.2	62.2	4.4	4.4	10.0		6		93				<0.2		2.2	
						6.3	0.5	107	24.5		7.7		28.4		62.2		4.4		10.0		6		93				<0.2		2.5	
11-Aug-16	Fine	Moderate	17:57	7.2	Surface	1.0	0.1	174	25.8	25.8	7.7	7.7	23.9	24.0	71.1	71.0	5.0	4.6	0.7	6.9	<2	6	84	88	822085	808807	<0.2	<0.2	3.1	2.9
						1.0	0.2	181	25.8		7.7		24.0		70.9		5.0		0.7		<2		83				<0.2		3.3	
					Middle	3.6	0.1	155	25.1	25.1	7.7	7.7	26.8	26.8	58.0	58.0	4.1		2.6		<2		87				<0.2		3.1	
						3.6	0.1	155	25.1		7.7		26.8		58.0		4.1		2.6		<2		91				<0.2		3.3	
					Bottom	6.2	0.2	145	24.3	24.3	7.7	7.7	29.6	29.6	49.0	49.0	3.5	3.5	17.6		13		92				<0.2		2.2	
						6.2	0.2	145	24.3		7.7		29.5		49.0		3.5		17.3		12		92				<0.2		2.5	
13-Aug-16	Fine	Moderate	09:53	7.0	Surface	1.0	0.5	162	26.4	26.4	7.8	7.8	19.0	19.0	71.7	71.5	5.2	4.7	1.6	1.4	<2	3	80	85	822103	808822	<0.2	<0.2	3.2	2.8
						1.0	0.5	162	26.4		7.8		18.9		71.2		5.2		1.6		<2		81				<0.2		3.5	
					Middle	3.5	0.4	155	25.0	25.0	7.7	7.7	26.8	26.8	57.5	57.7	4.1		1.1		3		85				<0.2		3.0	
						3.5	0.4	156	25.0		7.7		26.7		57.8		4.1		1.1		3		83				<0.2		2.9	
					Bottom	6.0	0.3	145	24.9	24.9	7.7	7.7	27.1	27.1	55.9	56.0	4.0	4.0	1.4		4		88				<0.2		1.9	
						6.0	0.3	148	24.9		7.7		27.0		56.1		4.0		1.4		4		91				<0.2		2.0	
16-Aug-16	Cloudy	Moderate	12:17	7.2	Surface	1.0	0.8	132	25.4	25.4	7.9	7.9	22.3	22.3	70.8	70.7	5.1	4.5	2.7	8.1	<2	3	85	90	822107	808817	<0.2	<0.2	2.0	2.3
						1.0	0.8	138	25.4		7.9		22.3		70.5		5.1		2.8		<2		84				<0.2		2.5	
					Middle	3.6	0.5	125	23.9	23.9	7.9	7.9	27.8	27.8	52.5	52.6	3.8		10.2		2		92				<0.2		2.2	
						3.6	0.5	132	23.9		7.9		27.8		52.6		3.8		10.3		3		92				<0.2		2.1	
					Bottom	6.2	0.4	123	23.8	23.8	7.9	7.9	28.1	28.1	54.3	54.3	3.9	3.9	11.3		4		93				<0.2		2.2	
						6.2	0.4	126	23.8		7.9		28.1		54.3		3.9		11.3		5		94				<0.2		2.6	
20-Aug-16	Fine	Moderate	13:11	7.7	Surface	1.0	0.5	134	26.3	26.3	7.8	7.8	22.8	22.8	76.0	76.0	5.4	5.3	5.6	9.9	3	8	85	89	822103	808813	<0.2	<0.2	3.1	2.7
						1.0	0.5	138	26.3		7.8		22.8		75.9		5.4		5.8		2		86				<0.2		3.3	
					Middle	3.9	0.4	140	25.2	25.2	7.9	7.9	27.3	27.4	73.9	74.0	5.2		12.0		6		91				<0.2		2.6	
						3.9	0.5	153	25.2		7.9		27.4		74.0		5.2		12.0		6		90				<0.2		2.3	
					Bottom	6.7	0.4	133	25.2	25.2	7.9	7.9	27.8	27.8	75.3	75.3	5.3	5.3	12.0		15		92				<0.2		2.0	
						6.7	0.4	143	25.2		7.9		27.8		75.3		5.3		12.0		15		92				<0.2		2.8	
23-Aug-16	Sunny	Moderate	15:21	7.6	Surface	1.0	0.5	145	27.7	27.7	7.8	7.8	17.5	17.5	77.7	77.6	5.5	5.3	3.5	9.0	4	4	84	89	822087	808806	<0.2	<0.2	1.1	1.3
						1.0	0.6	150	27.7		7.8		17.5		77.5		5.5		3.5		3		85				<0.2		1.1	
					Middle	3.8	0.5	132	26.5	26.5	7.8	7.8	22.1	22.1	70.7	70.8	5.0		8.3		4		91				<0.2		2.2	
						3.8	0.5	138	26.5		7.8		22.1		70.8		5.0		8.4		3		91				<0.2		1.2	
					Bottom	6.6	0.4	96	26.3	26.3	7.9	7.9	24.6	24.6	75.8	75.9	5.3	5.3	15.0		5		91				<0.2		1.0	
						6.6	0.5	102	26.3		7.9		24.6		75.9		5.3		15.2		6		93				<0.2		1.0	
25-Aug-16	Fine	Moderate	17:09	7.1	Surface	1.0	0.4	100	30.6	30.6	7.8	7.8	15.1	14.9	80.0	79.9	5.5	5.4	3.5	4.8	<2	3	84	90	822095	808798	<0.2	<0.2	3.5	2.8
						1.0	0.4	105	30.6		7.8		14.7		79.8		5.5		3.5		2		85				<0.2		3.5	
					Middle	3.6	0.4	81	29.6	29.7	7.9	7.9	19.2	19.2	76.5	76.5	5.2		3.4		2		91				<0.2		3.3	
						3.6	0.5	84	29.7		7.9		19.1		76.4		5.2		3.4		3		91				<0.2		3.2	
					Bottom	6.1	0.4	137	28.0	28.0	7.9	7.9	24.7	24.7	66.4	66.4	4.5	4.5	7.3		4		93				<0.2		1.9	
						6.1	0.4	141	28.0		7.9		24.7		66.4		4.5		7.4		3		93				<0.2		1.6	
27-Aug-16	Fine	Moderate	09:17	7.0	Surface	1.0	0.5	172	29.2	29.2	7.9	7.9	19.8	19.8	78.0	78.0	5.4	4.7	2.7	5.4	<2	2	83	89	822081	808828	<0.2	<0.2	2.1	2.5
						1.0	0.6	177	29.2		7.9		19.8		78.0		5.4		2.7		<2		84				<0.2		2.7	
					Middle	3.5	0.4	156	28.0	28.0	7.8	7.8	24.7	24.7	56.8	56.8	3.9		5.7		<2		89				<0.2		3.1	
						3.5	0.4	158	28.0		7.8		24.7		56.8		3.9		5.8		<2		91				<0.2		3.0	
					Bottom	6.0	0.3	146	27.3	27.3	7.9	7.9	27.9	27.9	61.1	61.2	4.2	4.2	7.7		2		91				<0.2		1.9	
						6.0	0.3	146	27.2		7.9		27.9		61.3		4.2		7.7		3		93				<0.2		1.9	
30-Aug-16	Fine	Moderate	12:31	7.2	Surface	1.0	0.7	157	26.2	26.2	8.0	8.0	26.0	26.0	77.4	77.4	5.4	5.1	4.7	10.1	4	6	83	89	822076	808800	<0.2	<0.2	2.1	1.8
						1.0	0.8	168	26.2		8.0		26.0		77.4		5.4		4.7		4		83				<0.2		1.8	
					Middle	3.6	0.6	153	25.2	25.2	8.1	8.1	28.5	28.5	68.2	68.2	4.8		12.0		5		91				<0.2		1.8	
						3.6	0.6	166	25.2		8.1		28.5		68.2		4.8		12.1		4		90				<0.2		1.6	
					Bottom	6.2	0.4	155	25.1	25.1	8.1	8.1	29.3	29.3	69.6	69.6	4.9	4.9	13.4		10		92				<0.2		1.6	
						6.2	0.5	159	25.1		8.1		29.3		69.6		4.9		13.4		9		93				<0.2		1.7	

DA: Depth-Averaged
Calm: Small or no wave; Moderate: Between calm and rough; Rough : White capped or rougher

Expansion of Hong Kong International Airport into a Three-Runway System
Baseline Water Quality Monitoring
Water Quality Monitoring Results at IM10 during Mid-Ebb Tide

Date	Weather Condition	Sea Condition	Sampling Time	Water Depth (m)	Sampling Depth (m)		Current Speed (m/s)	Current Direction	Water Temperature (°C) Value	Water Temperature (°C) Average	pH Value	pH Average	Salinity (ppt) Value	Salinity (ppt) Average	DO Saturation (%) Value	DO Saturation (%) Average	Dissolved Oxygen (mg/L) Value	Dissolved Oxygen (mg/L) DA	Turbidity(NTU) Value	Turbidity(NTU) DA	Suspended Solids (mg/L) Value	Suspended Solids (mg/L) DA	Total Alkalinity (ppm) Value	Total Alkalinity (ppm) DA	Coordinate HK Grid (Northing)	Coordinate HK Grid (Easting)	Chromium (µg/L) Value	Chromium (µg/L) DA	Nickel (µg/L) Value	Nickel (µg/L) DA
4-Aug-16	Cloudy	Moderate	14:21	9.0	Surface	1.0	0.6	149	25.8	25.8	7.7	7.7	22.3	22.3	78.4	78.4	5.6	5.4	5.3	27.8	5	8	85	89	822237	809819	<0.2	<0.2	1.7	1.8
						1.0	0.7	150	25.8		7.7		22.3		78.4		5.6		5.4		4		88				<0.2		1.5	
					Middle	4.5	0.6	116	25.2	25.2	7.7	7.7	23.7	23.7	71.7	71.6	5.2		20.8		5		89				<0.2		1.8	
						4.5	0.6	119	25.2		7.7		23.7		71.5		5.1		21.5		5		89				<0.2		1.9	
					Bottom	8.0	0.4	107	24.2	24.2	7.7	7.7	27.0	27.0	67.0	67.0	4.8	4.8	57.0		15		91				<0.2		1.9	
						8.0	0.4	107	24.2		7.7		27.0		67.0		4.8		57.0		16		91				<0.2		2.1	
6-Aug-16	Sunny	Moderate	14:22	7.8	Surface	1.0	0.6	139	27.0	27.0	7.6	7.6	20.4	20.4	71.1	71.1	5.0	4.7	3.3	14.4	2	7	84	89	822241	809842	<0.2	<0.2	4.2	3.6
						1.0	0.6	149	26.9		7.6		20.4		71.0		5.0		3.3		2		82				<0.2		3.8	
					Middle	3.9	0.5	118	25.8	25.8	7.6	7.6	23.5	23.5	60.8	60.8	4.3		15.0		2		89				<0.2		3.8	
						3.9	0.5	124	25.8		7.6		23.4		60.8		4.3		15.4		3		90				<0.2		3.5	
					Bottom	6.8	0.4	132	25.2	25.2	7.6	7.6	26.0	26.0	60.5	60.5	4.3	4.3	24.7		16		93				<0.2		3.1	
						6.8	0.4	138	25.2		7.6		26.0		60.5		4.3		24.7		16		94				<0.2		3.1	
9-Aug-16	Cloudy	Moderate	16:09	7.3	Surface	1.0	0.4	144	27.6	27.6	7.8	7.8	18.4	18.4	84.6	84.6	6.0	5.7	1.8	4.8	3	5	87	90	822225	809840	<0.2	<0.2	3.0	2.8
						1.0	0.5	155	27.6		7.8		18.4		84.6		6.0		1.8		2		86				<0.2		3.0	
					Middle	3.7	0.4	133	26.8	26.8	7.7	7.7	22.0	22.0	75.0	75.1	5.3		2.4		3		91				<0.2		2.7	
						3.7	0.4	133	26.8		7.7		22.0		75.1		5.3		2.5		3		91				<0.2		3.2	
					Bottom	6.3	0.4	119	25.2	25.2	7.7	7.7	26.3	26.3	65.6	65.6	4.6	4.6	10.0		9		93				<0.2		2.5	
						6.3	0.4	127	25.2		7.7		26.3		65.6		4.6		10.0		8		92				<0.2		2.5	
11-Aug-16	Fine	Moderate	18:07	7.0	Surface	1.0	0.2	108	26.5	26.5	7.8	7.8	21.4	21.5	82.4	81.8	5.9	5.3	0.4	2.8	<2	4	80	85	822243	809847	<0.2	<0.2	3.0	2.8
						1.0	0.2	115	26.5		7.8		21.5		81.2		5.8		0.4		<2		82				<0.2		3.0	
					Middle	3.5	0.1	193	25.4	25.4	7.7	7.7	25.3	25.3	67.5	67.3	4.8		0.6		3		84				<0.2		2.7	
						3.5	0.1	206	25.4		7.7		25.3		67.1		4.8		0.6		3		86				<0.2		3.2	
					Bottom	6.0	0.2	163	24.3	24.3	7.6	7.6	28.8	28.8	46.5	46.8	3.3	3.3	7.3		8		89				<0.2		2.5	
						6.0	0.2	167	24.3		7.6		28.7		47.1		3.3		7.4		8		90				<0.2		2.5	
13-Aug-16	Fine	Moderate	09:41	6.9	Surface	1.0	0.5	133	26.4	26.4	7.8	7.8	20.1	19.4	75.6	75.4	5.4	5.1	1.6	2.8	<2	<2	84	87	822224	809838	<0.2	<0.2	4.4	3.1
						1.0	0.6	133	26.3		7.8		18.6		75.1		5.5		1.6		<2		82				<0.2		4.3	
					Middle	3.5	0.5	134	25.2	25.4	7.8	7.8	27.0	26.6	66.6	66.7	4.7		1.1		<2		87				<0.2		3.3	
						3.5	0.5	141	25.6		7.8		26.1		66.8		4.7		1.1		<2		88				<0.2		3.1	
					Bottom	5.9	0.3	99	23.5	23.6	7.7	7.7	30.4	30.4	47.6	48.5	3.4	3.5	5.9		<2		92				<0.2		1.8	
						5.9	0.4	100	23.6		7.7		30.3		49.4		3.5		5.3		<2		90				<0.2		1.8	
16-Aug-16	Cloudy	Moderate	12:06	8.0	Surface	1.0	0.7	154	25.1	25.1	7.9	7.9	23.6	23.6	70.0	70.0	5.0	4.5	2.3	11.4	2	6	84	90	822220	809849	<0.2	<0.2	2.3	2.2
						1.0	0.8	165	25.1		7.9		23.6		69.9		5.0		2.4		2		88				<0.2		2.4	
					Middle	4.0	0.5	154	23.9	23.9	7.9	7.9	27.6	27.6	53.7	53.7	3.9		15.2		8		91				<0.2		2.1	
						4.0	0.5	156	23.9		7.9		27.6		53.7		3.9		15.2		8		92				<0.2		2.0	
					Bottom	7.0	0.3	148	23.8	23.8	7.9	7.9	28.0	28.0	56.9	56.9	4.1	4.1	16.7		8		93				<0.2		2.2	
						7.0	0.3	156	23.8		7.9		28.0		56.9		4.1		16.7		8		93				<0.2		2.3	
20-Aug-16	Fine	Moderate	13:20	8.4	Surface	1.0	0.9	129	26.3	26.3	7.8	7.8	22.9	22.9	76.6	76.6	5.4	5.3	4.4	14.0	2	10	85	90	822254	809830	<0.2	<0.2	2.8	2.5
						1.0	0.9	131	26.3		7.8		22.9		76.5		5.4		4.6		2		87				<0.2		2.6	
					Middle	4.2	0.7	114	25.3	25.3	7.9	7.9	26.8	26.8	72.8	72.9	5.1		16.2		11		91				<0.2		2.7	
						4.2	0.7	116	25.3		7.9		26.8		72.9		5.2		16.2		10		90				<0.2		2.4	
					Bottom	7.4	0.5	96	25.2	25.2	7.9	7.9	27.4	27.4	73.3	73.3	5.2	5.2	21.3		16		93				<0.2		2.3	
						7.4	0.5	96	25.2		7.9		27.4		73.3		5.2		21.3		16		92				<0.2		2.0	
23-Aug-16	Sunny	Moderate	15:29	8.0	Surface	1.0	0.6	122	28.0	28.0	7.8	7.8	17.6	17.6	78.0	78.0	5.5	5.4	6.7	16.9	3	6	83	89	822224	809835	<0.2	<0.2	1.9	1.6
						1.0	0.7	128	28.0		7.8		17.6		78.0		5.5		6.7		3		85				<0.2		1.4	
					Middle	4.0	0.6	111	26.5	26.5	7.9	7.9	22.9	22.9	72.7	72.8	5.2		17.7		6		90				<0.2		1.8	
						4.0	0.6	114	26.4		7.9		22.9		72.8		5.2		18.1		6		89				<0.2		1.5	
					Bottom	7.0	0.4	119	26.2	26.2	7.9	7.9	25.0	25.0	74.3	74.3	5.2	5.2	26.1		9		93				<0.2		1.1	
						7.0	0.4	124	26.2		7.9		25.0		74.3		5.2		26.1		9		92				<0.2		1.7	
25-Aug-16	Fine	Moderate	17:18	7.7	Surface	1.0	0.5	97	29.8	29.8	7.9	7.9	17.7	17.7	80.1	80.1	5.5	5.2	3.9	5.5	3	4	86	89	822224	809829	<0.2	<0.2	3.0	2.9
						1.0	0.5	98	29.8		7.9		17.7		80.1		5.5		3.9		2		83				<0.2		3.1	
					Middle	3.9	0.4	125	28.8	28.8	7.8	7.8	20.8	20.9	69.9	69.9	4.8		5.1		4		91				<0.2		2.9	
						3.9	0.4	128	28.8		7.8		20.9		69.9		4.8		5.2		3		90				<0.2		3.0	
					Bottom	6.7	0.4	130	28.2	28.2	7.8	7.8	23.6	23.6	67.7	67.8	4.6	4.6	7.3		4		93				<0.2		2.8	
						6.7	0.4	139	28.2		7.8		23.6		67.8		4.6		7.3		5		93				<0.2		2.7	
27-Aug-16	Fine	Moderate	09:07	8.0	Surface	1.0	0.5	136	29.3	29.3	7.9	7.9	19.6	19.6	78.4	78.4	5.4	4.7	2.7	6.4	2	3	88	89	822256	809829	<0.2	<0.2	3.0	2.4
						1.0	0.5	144	29.3		7.9		19.6		78.3		5.4		2.7		<2		85				<0.2		3.3	
					Middle	4.0	0.4	110	28.3	28.3	7.8	7.8	23.3	23.3	58.8	58.8	4.0		5.9		3		90				<0.2		2.1	
						4.0	0.5	119	28.3		7.8		23.3		58.8		4.0		6.0		2		89				<0.2		2.2	
					Bottom	7.0	0.3	114	27.3	27.3	7.9	7.9	27.8	27.8	60.1	60.1	4.1	4.1	10.6		4		92				<0.2		1.7	
						7.0	0.3	120	27.3		7.9		27.8		60.1		4.1		10.6		5		91				<0.2		1.8	
30-Aug-16	Fine	Moderate	12:21	8.1	Surface	1.0	0.7	130	26.1	26.1	8.0	8.0	26.2	26.2	74.8	74.8	5.2	5.0	6.4	13.6	4	4	87	89	822220	809819	<0.2	<0.2	1.9	1.9
						1.0	0.7	131	26.1		8.0		26.2		74.7		5.2		6.5		4		83				<0.2		2.0	
					Middle	4.1	0.6	130	25.2	25.2	8.1	8.1	29.0	29.0	69.2	69.3	4.8		16.7		4		89				<0.2		1.8	
						4.1	0.6	130	25.2		8.1		29.0		69.4		4.8		16.6		4		91				<0.2		1.8	
					Bottom	7.1	0.6	124	25.1	25.1	8.1	8.1	29.3	29.3	72.5	72.6	5.1	5.1	17.6		5		89				<0.2		2.0	
						7.1	0.7	130	25.1		8.1		29.3		72.7		5.1		17.5		5		93				<0.2		1.9	

DA: Depth-Averaged
Calm: Small or no wave; Moderate: Between calm and rough; Rough : White capped or rougher

Expansion of Hong Kong International Airport into a Three-Runway System
Baseline Water Quality Monitoring
Water Quality Monitoring Results at IM11 during Mid-Ebb Tide

Date	Weather Condition	Sea Condition	Sampling Time	Water Depth (m)	Sampling Depth (m)		Current Speed (m/s)	Current Direction	Water Temperature (°C) Value	Water Temperature (°C) Average	pH Value	pH Average	Salinity (ppt) Value	Salinity (ppt) Average	DO Saturation (%) Value	DO Saturation (%) Average	Dissolved Oxygen (mg/L) Value	Dissolved Oxygen (mg/L) DA	Turbidity(NTU) Value	Turbidity(NTU) DA	Suspended Solids (mg/L) Value	Suspended Solids (mg/L) DA	Total Alkalinity (ppm) Value	Total Alkalinity (ppm) DA	Coordinate HK Grid (Northing)	Coordinate HK Grid (Easting)	Chromium (µg/L) Value	Chromium (µg/L) DA	Nickel (µg/L) Value	Nickel (µg/L) DA
4-Aug-16	Cloudy	Moderate	14:12	9.2	Surface	1.0	0.8	117	25.9	25.9	7.7	7.7	22.1	22.1	77.9	77.8	5.6	5.4	2.5	25.2	6	7	81	87	821489	810545	<0.2	<0.2	2.1	2.1
						1.0	0.8	121	25.9		7.7		22.1		77.7		5.6		2.5		6		84				<0.2		2.4	
					Middle	4.6	0.7	94	24.8	24.8	7.7	7.7	25.0	25.0	71.4	71.4	5.1		14.1		8		88				<0.2		2.1	
						4.6	0.7	99	24.8		7.7		25.0		71.4		5.1		14.1		8		89				<0.2		2.1	
					Bottom	8.2	0.6	89	24.2	24.2	7.7	7.7	27.2	27.2	68.4	68.4	4.9	4.9	59.1		7		90				<0.2		2.0	
						8.2	0.6	97	24.2		7.7		27.2		68.4		4.9		59.1		8		91				<0.2		2.1	
6-Aug-16	Sunny	Moderate	14:30	7.8	Surface	1.0	0.6	135	28.0	28.0	7.6	7.6	18.6	18.6	76.1	76.1	5.4	5.1	2.4	7.0	3	5	86	90	821485	810564	<0.2	<0.2	4.1	3.6
						1.0	0.7	138	28.0		7.6		18.6		76.1		5.4		2.4		3		86				<0.2		4.0	
					Middle	3.9	0.7	101	26.2	26.2	7.6	7.6	22.8	22.8	66.3	66.3	4.7		6.4		6		90				<0.2		3.4	
						3.9	0.7	104	26.2		7.6		22.8		66.3		4.7		6.5		6		90				<0.2		3.3	
					Bottom	6.8	0.6	88	25.3	25.3	7.6	7.6	25.7	25.7	62.5	62.5	4.4	4.4	12.0		6		93				<0.2		3.3	
						6.8	0.7	94	25.3		7.6		25.7		62.5		4.4		12.0		7		95				<0.2		3.6	
9-Aug-16	Cloudy	Moderate	16:17	8.5	Surface	1.0	0.4	125	28.0	28.0	7.9	7.9	16.5	16.5	91.5	91.5	6.5	5.7	2.4	9.7	2	3	85	90	821494	810543	<0.2	<0.2	3.4	3.0
						1.0	0.5	133	28.0		7.9		16.5		91.5		6.5		2.4		3		86				<0.2		3.4	
					Middle	4.3	0.4	112	26.2	26.2	7.7	7.7	23.5	23.5	69.1	69.1	4.9		7.2		3		90				<0.2		3.2	
						4.3	0.4	118	26.2		7.7		23.5		69.1		4.9		7.2		2		91				<0.2		2.8	
					Bottom	7.5	0.3	130	25.6	25.6	7.6	7.6	25.9	25.9	67.2	67.2	4.7	4.7	19.6		2		93				<0.2		2.5	
						7.5	0.4	136	25.6		7.6		25.9		67.2		4.7		19.6		3		92				<0.2		2.6	
11-Aug-16	Fine	Moderate	18:18	7.6	Surface	1.0	0.1	136	26.4	26.4	7.8	7.8	21.5	21.5	85.5	85.2	6.1	5.1	0.5	2.3	3	4	83	86	821494	810549	<0.2	<0.2	3.4	3.0
						1.0	0.1	141	26.4		7.8		21.5		84.9		6.1		0.5		2		79				<0.2		3.4	
					Middle	3.8	0.1	154	25.0	25.0	7.7	7.7	27.1	27.0	58.2	57.9	4.1		1.9		3		85				<0.2		3.2	
						3.8	0.1	168	25.0		7.7		26.9		57.5		4.1		1.9		3		87				<0.2		2.8	
					Bottom	6.6	0.2	120	24.3	24.3	7.6	7.6	29.2	29.2	46.5	46.8	3.3	3.3	4.5		6		92				<0.2		2.5	
						6.6	0.2	120	24.3		7.6		29.2		47.1		3.3		4.6		5		90				<0.2		2.6	
13-Aug-16	Fine	Moderate	09:32	7.0	Surface	1.0	0.3	135	27.0	27.0	7.8	7.8	16.3	16.3	82.9	82.8	6.0	5.3	1.3	3.6	<2	<2	83	85	821492	810559	<0.2	<0.2	3.5	3.3
						1.0	0.3	138	27.0		7.8		16.3		82.6		6.0		1.3		<2		79				<0.2		3.1	
					Middle	3.5	0.4	111	25.6	25.6	7.8	7.8	22.6	22.6	64.3	64.2	4.6		2.2		<2		84				<0.2		3.3	
						3.5	0.4	116	25.6		7.8		22.6		64.1		4.6		2.3		<2		86				<0.2		3.2	
					Bottom	6.0	0.4	97	23.6	23.6	7.7	7.7	29.9	29.9	51.6	52.8	3.7	3.8	7.4		<2		89				<0.2		3.4	
						6.0	0.5	102	23.6		7.7		29.9		53.9		3.8		7.2		<2		90				<0.2		3.5	
16-Aug-16	Rainy	Moderate	11:56	8.7	Surface	1.0	0.6	113	25.0	25.0	7.9	7.9	23.8	23.8	69.4	69.4	5.0	4.6	2.4	6.5	2	4	85	89	821502	810560	<0.2	<0.2	1.6	1.8
						1.0	0.6	113	25.0		7.9		23.8		69.3		5.0		2.4		3		86				<0.2		1.8	
					Middle	4.4	0.6	96	24.3	24.3	7.9	7.9	26.2	26.2	58.4	58.4	4.2		7.2		4		89				<0.2		2.2	
						4.4	0.6	104	24.3		7.9		26.2		58.4		4.2		7.2		3		90				<0.2		1.7	
					Bottom	7.7	0.3	109	23.9	23.9	7.9	7.9	27.5	27.5	63.3	63.3	4.6	4.6	10.0		6		92				<0.2		1.6	
						7.7	0.3	111	23.9		7.9		27.5		63.3		4.6		10.0		6		93				<0.2		2.0	
20-Aug-16	Fine	Moderate	13:27	9.1	Surface	1.0	0.8	123	26.3	26.3	7.8	7.8	22.9	22.9	76.2	76.2	5.4	5.4	3.5	5.9	<2	5	83	89	821494	810541	<0.2	<0.2	2.7	2.8
						1.0	0.8	131	26.3		7.8		22.9		76.2		5.4		3.5		<2		83				<0.2		3.1	
					Middle	4.6	0.7	109	25.6	25.6	7.9	7.9	25.5	25.5	75.1	75.2	5.3		6.6		6		90				<0.2		2.9	
						4.6	0.7	110	25.6		7.9		25.5		75.2		5.3		6.6		5		91				<0.2		2.7	
					Bottom	8.1	0.4	109	25.6	25.6	7.9	7.9	26.0	26.0	75.9	75.9	5.4	5.4	7.7		7		93				<0.2		2.6	
						8.1	0.5	110	25.6		7.9		26.0		75.9		5.4		7.7		8		93				<0.2		2.6	
23-Aug-16	Sunny	Moderate	15:35	8.6	Surface	1.0	0.7	103	27.6	27.6	7.8	7.8	19.0	19.0	78.0	78.0	5.5	5.4	6.4	13.0	3	5	85	89	821504	810559	<0.2	<0.2	1.5	1.9
						1.0	0.7	104	27.6		7.8		18.9		77.9		5.5		6.5		4		86				<0.2		0.9	
					Middle	4.3	0.5	77	26.7	26.7	7.9	7.9	23.1	23.1	74.7	74.7	5.3		13.3		4		90				<0.2		2.9	
						4.3	0.5	80	26.7		7.9		23.1		74.7		5.3		13.4		5		90				<0.2		2.1	
					Bottom	7.6	0.4	106	26.3	26.3	7.9	7.9	24.4	24.4	74.2	74.2	5.2	5.2	19.2		5		92				<0.2		2.1	
						7.6	0.4	116	26.3		7.9		24.4		74.2		5.2		19.2		6		93				<0.2		1.8	
25-Aug-16	Fine	Moderate	17:25	8.0	Surface	1.0	0.5	114	29.6	29.6	7.8	7.8	18.4	18.4	79.3	79.3	5.5	5.3	5.3	6.8	3	5	84	89	821482	810525	<0.2	<0.2	3.2	2.8
						1.0	0.5	122	29.6		7.8		18.4		79.3		5.5		5.2		3		83				<0.2		3.6	
					Middle	4.0	0.4	126	28.6	28.6	7.9	7.9	22.8	22.8	74.5	74.5	5.1		5.8		6		90				<0.2		2.4	
						4.0	0.4	132	28.6		7.9		22.8		74.4		5.1		5.8		6		91				<0.2		2.7	
					Bottom	7.0	0.3	143	28.0	28.0	7.8	7.8	24.7	24.7	63.9	63.9	4.4	4.4	9.3		6		93				<0.2		2.4	
						7.0	0.4	150	28.0		7.8		24.7		63.9		4.4		9.3		5		92				<0.2		2.2	
27-Aug-16	Fine	Moderate	08:54	7.5	Surface	1.0	0.5	114	29.5	29.5	7.9	7.9	17.9	17.9	86.7	86.7	6.0	5.2	3.0	11.5	<2	3	87	90	821492	810547	<0.2	<0.2	2.7	2.9
						1.0	0.5	124	29.5		7.9		17.8		86.7		6.0		3.0		<2		85				<0.2		3.2	
					Middle	3.8	0.5	103	28.2	28.2	7.9	7.9	23.5	23.5	63.2	63.2	4.3		10.4		3		90				<0.2		2.9	
						3.8	0.5	108	28.2		7.9		23.4		63.1		4.3		10.7		3		91				<0.2		3.1	
					Bottom	6.5	0.4	91	27.3	27.3	7.9	7.9	28.3	28.3	59.1	59.2	4.0	4.0	21.0		4		92				<0.2		2.7	
						6.5	0.4	92	27.3		7.9		28.3		59.2		4.0		21.0		5		94				<0.2		2.6	
30-Aug-16	Fine	Moderate	12:10	6.4	Surface	1.0	0.7	115	25.6	25.6	8.1	8.1	26.9	26.9	76.2	76.2	5.4	5.4	4.6	8.1	4	5	83	88	821512	810536	<0.2	<0.2	2.1	1.8
						1.0	0.7	121	25.6		8.1		26.9		76.2		5.4		4.7		4		84				<0.2		2.0	
					Middle	3.2	0.7	89	25.4	25.4	8.1	8.1	27.9	27.9	74.9	74.9	5.3		7.9		5		90				<0.2		1.7	
						3.2	0.7	91	25.4		8.1		27.9		74.9		5.3		7.9		5		89				<0.2		2.0	
					Bottom	5.4	0.6	86	25.3	25.3	8.1	8.1	28.4	28.4	76.6	76.6	5.4	5.4	11.6		7		92				<0.2		1.6	
						5.4	0.6	94	25.3		8.1		28.4		76.6		5.4		11.6		7		92				<0.2		1.6	

DA: Depth-Averaged
Calm: Small or no wave; Moderate: Between calm and rough; Rough : White capped or rougher

Expansion of Hong Kong International Airport into a Three-Runway System
Baseline Water Quality Monitoring
Water Quality Monitoring Results at IM12 during Mid-Ebb Tide

Date	Weather Condition	Sea Condition	Sampling Time	Water Depth (m)	Sampling Depth (m)		Current Speed (m/s)	Current Direction	Water Temperature (°C) Value	Water Temperature (°C) Average	pH Value	pH Average	Salinity (ppt) Value	Salinity (ppt) Average	DO Saturation (%) Value	DO Saturation (%) Average	Dissolved Oxygen (mg/L) Value	Dissolved Oxygen (mg/L) DA	Turbidity(NTU) Value	Turbidity(NTU) DA	Suspended Solids (mg/L) Value	Suspended Solids (mg/L) DA	Total Alkalinity (ppm) Value	Total Alkalinity (ppm) DA	Coordinate HK Grid (Northing)	Coordinate HK Grid (Easting)	Chromium (µg/L) Value	Chromium (µg/L) DA	Nickel (µg/L) Value	Nickel (µg/L) DA
4-Aug-16	Cloudy	Moderate	14:01	9.5	Surface	1.0	0.8	117	26.1	26.1	7.7	7.7	22.3	22.3	82.9	82.9	5.9	5.7	3.5	10.4	4	4	80	85	821157	811505	<0.2	<0.2	2.4	2.3
						1.0	0.9	119	26.1		7.7		22.3		82.9		5.9		3.5		3		82				<0.2		2.8	
					Middle	4.8	0.7	106	25.2	25.2	7.7	7.7	24.4	24.4	76.1	76.1	5.4		7.6		3		86				<0.2		2.1	
						4.8	0.7	115	25.2		7.7		24.4		76.1		5.4		7.6		4		85				<0.2		2.1	
					Bottom	8.5	0.6	97	24.4	24.4	7.7	7.7	26.6	26.6	70.8	70.8	5.1	5.1	20.1		5		90				<0.2		2.3	
						8.5	0.6	97	24.4		7.7		26.6		70.8		5.1		20.1		6		89				<0.2		2.2	
6-Aug-16	Sunny	Moderate	14:38	9.3	Surface	1.0	0.7	120	27.6	27.6	7.6	7.6	19.5	19.5	75.4	75.4	5.3	5.1	2.7	6.8	4	4	86	90	821174	811505	<0.2	<0.2	3.9	3.6
						1.0	0.7	129	27.6		7.6		19.5		75.3		5.3		2.7		3		87				<0.2		4.1	
					Middle	4.7	0.7	84	26.5	26.5	7.6	7.6	21.7	21.8	69.0	69.0	4.9		5.2		5		90				<0.2		3.7	
						4.7	0.7	84	26.5		7.6		21.8		69.0		4.9		5.3		3		90				<0.2		3.3	
					Bottom	8.3	0.6	94	25.7	25.7	7.6	7.6	24.0	24.0	66.0	66.1	4.7	4.7	12.4		5		92				<0.2		3.4	
						8.3	0.6	96	25.7		7.6		24.0		66.1		4.7		12.6		3		94				<0.2		3.4	
9-Aug-16	Cloudy	Moderate	16:25	9.2	Surface	1.0	0.5	117	27.8	27.8	7.8	7.8	17.5	17.5	89.2	89.2	6.4	5.9	1.9	3.2	<2	2	85	89	821149	811501	<0.2	<0.2	3.0	2.9
						1.0	0.5	123	27.8		7.8		17.5		89.2		6.4		1.9		<2		86				<0.2		3.0	
					Middle	4.6	0.5	103	27.0	27.0	7.7	7.7	20.8	20.9	76.5	76.4	5.4		2.7		<2		89				<0.2		2.8	
						4.6	0.5	111	27.0		7.7		20.9		76.3		5.4		2.8		<2		91				<0.2		2.6	
					Bottom	8.2	0.3	120	25.9	25.9	7.7	7.7	25.2	25.2	73.9	74.0	5.2	5.2	4.9		2		92				<0.2		2.9	
						8.2	0.3	123	25.9		7.7		25.2		74.1		5.2		4.9		4		93				<0.2		3.0	
11-Aug-16	Fine	Moderate	18:29	7.9	Surface	1.0	0.2	117	26.3	26.3	7.8	7.8	22.2	22.3	83.6	83.4	6.0	5.4	0.6	2.6	<2	2	85	89	821148	811515	<0.2	<0.2	3.0	2.9
						1.0	0.2	123	26.2		7.8		22.3		83.1		5.9		0.6		<2		85				<0.2		3.0	
					Middle	4.0	0.2	131	25.4	25.4	7.8	7.8	25.3	25.3	67.5	67.4	4.8		1.1		2		89				<0.2		2.8	
						4.0	0.2	132	25.4		7.8		25.2		67.2		4.8		1.2		3		90				<0.2		2.6	
					Bottom	6.9	0.2	118	24.4	24.4	7.7	7.7	29.5	29.5	52.7	52.7	3.7	3.7	5.9		3		92				<0.2		2.9	
						6.9	0.2	129	24.4		7.7		29.5		52.7		3.7		5.9		2		92				<0.2		3.0	
13-Aug-16	Fine	Moderate	09:21	7.6	Surface	1.0	0.4	119	26.6	26.6	7.8	7.8	18.0	18.1	83.1	83.0	6.0	5.2	1.2	3.2	<2	<2	80	86	821171	811508	<0.2	<0.2	3.5	3.3
						1.0	0.4	122	26.6		7.8		18.1		82.9		6.0		1.2		<2		83				<0.2		3.4	
					Middle	3.8	0.4	97	25.3	25.3	7.8	7.8	24.7	24.8	62.3	62.2	4.4		1.3		<2		85				<0.2		3.8	
						3.8	0.5	100	25.3		7.8		24.8		62.0		4.4		1.4		<2		88				<0.2		3.2	
					Bottom	6.6	0.3	88	23.7	23.7	7.7	7.7	29.6	29.6	46.8	47.8	3.3	3.4	7.0		<2		90				<0.2		3.4	
						6.6	0.3	90	23.7		7.7		29.6		48.8		3.5		6.9		<2		90				<0.2		2.6	
16-Aug-16	Cloudy	Moderate	11:48	8.6	Surface	1.0	0.8	116	25.3	25.3	8.0	8.0	21.8	21.8	75.7	75.7	5.5	5.1	2.5	5.1	<2	<2	86	90	821173	811503	<0.2	<0.2	2.3	2.6
						1.0	0.8	116	25.3		8.0		21.8		75.7		5.5		2.5		<2		86				<0.2		2.3	
					Middle	4.3	0.8	101	24.5	24.5	7.9	7.9	25.2	25.2	64.1	64.1	4.6		6.1		<2		89				<0.2		3.0	
						4.3	0.8	107	24.5		7.9		25.2		64.0		4.6		6.3		<2		91				<0.2		2.5	
					Bottom	7.6	0.7	91	24.3	24.3	7.9	7.9	26.0	26.0	68.1	68.3	4.9	4.9	6.7		<2		93				<0.2		2.4	
						7.6	0.7	94	24.3		7.9		26.0		68.4		4.9		6.5		<2		94				<0.2		2.8	
20-Aug-16	Fine	Moderate	13:34	9.7	Surface	1.0	0.9	127	26.2	26.3	7.8	7.8	22.9	22.9	75.6	75.6	5.4	5.4	3.4	7.1	<2	5	82	89	821175	811526	<0.2	<0.2	2.9	2.9
						1.0	1.0	135	26.3		7.8		22.9		75.6		5.4		3.4		<2		83				<0.2		3.1	
					Middle	4.9	0.9	111	25.9	25.9	7.8	7.8	24.7	24.7	74.4	74.4	5.3		6.6		4		92				<0.2		3.1	
						4.9	0.9	111	25.9		7.8		24.7		74.4		5.3		6.6		5		90				<0.2		3.1	
					Bottom	8.7	0.7	92	25.7	25.7	7.9	7.9	26.0	26.0	77.0	77.0	5.4	5.4	11.4		7		94				<0.2		3.0	
						8.7	0.7	92	25.7		7.9		26.0		77.0		5.4		11.4		7		93				<0.2		2.4	
23-Aug-16	Sunny	Moderate	15:42	9.2	Surface	1.0	0.8	110	27.5	27.5	7.9	7.9	18.8	18.8	79.1	79.1	5.6	5.5	6.8	10.1	3	4	85	89	821163	811520	<0.2	<0.2	2.6	2.2
						1.0	0.9	119	27.5		7.9		18.8		79.1		5.6		6.8		4		83				<0.2		2.5	
					Middle	4.6	0.7	81	27.1	27.1	7.9	7.9	20.2	20.2	75.4	75.3	5.4		9.9		4		90				<0.2		2.5	
						4.6	0.7	87	27.0		7.9		20.2		75.2		5.4		10.2		3		91				<0.2		1.8	
					Bottom	8.2	0.6	85	26.5	26.5	7.9	7.9	23.9	23.9	74.5	74.5	5.2	5.2	13.5		5		92				<0.2		2.0	
						8.2	0.6	85	26.5		7.9		23.9		74.5		5.2		13.5		6		92				<0.2		1.9	
25-Aug-16	Fine	Moderate	17:32	9.2	Surface	1.0	0.5	99	30.1	30.1	7.9	7.9	17.5	17.5	78.3	78.3	5.4	5.1	4.1	5.8	3	5	83	89	821144	811530	<0.2	<0.2	3.0	2.9
						1.0	0.5	103	30.1		7.9		17.5		78.3		5.4		4.1		3		85				<0.2		3.1	
					Middle	4.6	0.3	133	28.3	28.3	7.9	7.9	24.2	24.2	69.7	69.8	4.8		5.7		4		91				<0.2		2.9	
						4.6	0.3	145	28.3		7.9		24.2		69.8		4.8		5.7		4		89				<0.2		3.2	
					Bottom	8.2	0.4	124	27.9	27.9	7.8	7.8	25.1	25.1	64.0	64.1	4.4	4.4	7.6		6		93				<0.2		2.4	
						8.2	0.5	128	27.9		7.8		25.1		64.1		4.4		7.6		7		93				<0.2		2.5	
27-Aug-16	Fine	Moderate	08:45	9.1	Surface	1.0	0.5	100	29.4	29.4	7.9	7.9	17.4	17.4	87.5	87.5	6.1	5.7	3.1	7.4	3	3	82	89	821167	811525	<0.2	<0.2	3.0	2.9
						1.0	0.5	102	29.4		7.9		17.4		87.4		6.1		3.1		3		84				<0.2		3.1	
					Middle	4.6	0.5	112	28.7	28.7	7.9	7.9	21.6	21.6	76.0	76.1	5.2		3.5		3		90				<0.2		2.8	
						4.6	0.6	117	28.7		7.9		21.6		76.1		5.2		3.6		2		91				<0.2		3.2	
					Bottom	8.1	0.4	135	27.6	27.6	7.9	7.9	26.7	26.7	57.0	57.0	3.9	3.9	15.5		4		93				<0.2		2.4	
						8.1	0.4	144	27.6		7.9		26.7		57.0		3.9		15.5		3		93				<0.2		3.0	
30-Aug-16	Fine	Moderate	12:00	9.8	Surface	1.0	0.7	111	25.7	25.7	8.1	8.1	27.1	27.1	79.8	79.8	5.6	5.7	5.8	17.2	4	7	85	89	821150	811511	<0.2	<0.2	1.8	1.7
						1.0	0.8	119	25.7		8.1		27.1		79.8		5.6		5.9		4		83				<0.2		1.7	
					Middle	4.9	0.7	99	25.5	25.5	8.1	8.1	28.0	28.0	81.0	81.0	5.7		17.5		7		90				<0.2		1.5	
						4.9	0.7	101	25.5		8.1		28.0		81.0		5.7		17.5		8		91				<0.2		2.1	
					Bottom	8.8	0.5	104	25.3	25.3	8.1	8.1	28.6	28.6	80.0	80.0	5.6	5.6	28.3		11		92				<0.2		1.7	
						8.8	0.6	110	25.3		8.1		28.6		80.0		5.6		28.3		10		92				<0.2		1.5	

DA: Depth-Averaged
Calm: Small or no wave; Moderate: Between calm and rough; Rough : White capped or rougher

Expansion of Hong Kong International Airport into a Three-Runway System
Baseline Water Quality Monitoring
Water Quality Monitoring Results at SR2 during Mid-Ebb Tide

Date	Weather Condition	Sea Condition	Sampling Time	Water Depth (m)	Sampling Depth (m)		Current Speed (m/s)	Current Direction	Water Temperature (°C) Value	Water Temperature (°C) Average	pH Value	pH Average	Salinity (ppt) Value	Salinity (ppt) Average	DO Saturation (%) Value	DO Saturation (%) Average	Dissolved Oxygen (mg/L) Value	Dissolved Oxygen (mg/L) DA	Turbidity(NTU) Value	Turbidity(NTU) DA	Suspended Solids (mg/L) Value	Suspended Solids (mg/L) DA	Coordinate HK Grid (Northing)	Coordinate HK Grid (Easting)
4-Aug-16	Cloudy	Moderate	13:20	5.5	Surface	1.0	0.3	205	25.4	25.4	7.7	7.7	24.3	24.3	74.4	74.4	5.3	5.3	6.3	11.0	5	10	821454	814153
						1.0	0.3	223	25.4		7.7		24.3		74.4		5.3		6.3		6			
					Middle	2.8	-	-	-	-	-	-	-	-	-	-	-		-		-			
						2.8	-	-	-		-		-		-		-		-		-			
					Bottom	4.5	0.3	157	24.8	24.8	7.7	7.7	25.9	25.9	68.9	68.9	4.9	4.9	15.8		15			
						4.5	0.3	167	24.8		7.7		25.9		68.9		4.9		15.8		15			
6-Aug-16	Sunny	Moderate	15:14	4.5	Surface	1.0	0.6	75	28.2	28.2	7.6	7.6	19.6	19.6	77.8	77.8	5.4	5.4	1.7	6.1	3	4	821478	814149
						1.0	0.6	82	28.2		7.6		19.6		77.8		5.4		1.7		4			
					Middle	2.3	-	-	-	-	-	-	-	-	-	-	-		-		-			
						2.3	-	-	-		-		-		-		-		-		-			
					Bottom	3.5	0.3	69	26.1	26.1	7.6	7.6	23.0	23.1	68.2	68.2	4.8	4.8	10.4		4			
						3.5	0.3	71	26.1		7.6		23.1		68.2		4.8		10.4		4			
9-Aug-16	Cloudy	Moderate	16:58	4.6	Surface	1.0	0.5	93	27.9	27.9	7.9	7.9	16.3	16.3	93.7	93.5	6.7	6.7	5.5	8.1	<2	3	821469	814182
						1.0	0.5	100	27.8		7.9		16.3		93.3		6.7		5.7		<2			
					Middle	2.3	-	-	-	-	-	-	-	-	-	-	-		-		-			
						2.3	-	-	-		-		-		-		-		-		-			
					Bottom	3.6	0.3	96	27.4	27.4	7.8	7.8	19.6	19.6	90.5	90.5	6.4	6.4	10.5		4			
						3.6	0.3	102	27.4		7.8		19.6		90.5		6.4		10.5		3			
11-Aug-16	Fine	Moderate	19:02	4.1	Surface	1.0	0.2	121	26.3	26.3	7.8	7.8	22.6	22.6	85.8	85.6	6.1	6.1	0.5	0.6	<2	<2	821456	814167
						1.0	0.2	132	26.3		7.8		22.6		85.4		6.1		0.5		<2			
					Middle	2.1	-	-	-	-	-	-	-	-	-	-	-		-		-			
						2.1	-	-	-		-		-		-		-		-		-			
					Bottom	3.1	0.2	82	25.2	25.2	7.8	7.8	26.4	26.4	73.1	73.2	5.2	5.2	0.7		<2			
						3.1	0.2	88	25.2		7.8		26.4		73.2		5.2		0.7		<2			
13-Aug-16	Fine	Moderate	08:40	4.6	Surface	1.0	0.2	77	26.5	26.5	7.8	7.8	17.5	17.5	88.0	87.8	6.4	6.4	0.9	0.8	<2	<2	821481	814165
						1.0	0.3	78	26.5		7.8		17.5		87.5		6.4		0.9		<2			
					Middle	2.3	-	-	-	-	-	-	-	-	-	-	-		-		-			
						2.3	-	-	-		-		-		-		-		-		-			
					Bottom	3.6	0.3	89	25.2	25.2	7.8	7.8	25.8	25.7	68.5	68.7	4.9	4.9	0.6		<2			
						3.6	0.3	96	25.2		7.8		25.5		68.8		4.9		0.6		<2			
16-Aug-16	Rainy	Moderate	11:15	4.0	Surface	1.0	0.5	85	25.1	25.1	8.0	8.0	22.6	22.6	75.5	75.5	5.5	5.5	3.3	4.0	<2	3	821450	814173
						1.0	0.6	92	25.1		8.0		22.6		75.5		5.5		3.3		<2			
					Middle	2.0	-	-	-	-	-	-	-	-	-	-	-		-		-			
						2.0	-	-	-		-		-		-		-		-		-			
					Bottom	3.0	0.2	68	24.6	24.6	7.9	7.9	25.3	25.3	74.6	74.6	5.4	5.4	4.7		2			
						3.0	0.3	71	24.6		7.9		25.3		74.6		5.4		4.7		4			
20-Aug-16	Fine	Moderate	13:53	5.3	Surface	1.0	0.5	131	26.6	26.7	7.8	7.8	23.5	23.5	77.6	77.6	5.5	5.5	7.7	16.2	6	13	821450	814181
						1.0	0.6	136	26.7		7.8		23.4		77.6		5.5		7.8		6			
					Middle	2.7	-	-	-	-	-	-	-	-	-	-	-		-		-			
						2.7	-	-	-		-		-		-		-		-		-			
					Bottom	4.3	0.5	144	25.7	25.7	7.8	7.8	25.7	25.7	78.0	78.1	5.5	5.5	24.5		19			
						4.3	0.5	151	25.7		7.8		25.7		78.1		5.5		24.6		19			
23-Aug-16	Fine	Moderate	16:01	4.8	Surface	1.0	0.6	93	27.6	27.6	7.8	7.8	19.4	19.4	78.2	78.2	5.5	5.5	5.3	9.7	3	5	821479	814165
						1.0	0.6	101	27.6		7.8		19.4		78.2		5.5		5.3		3			
					Middle	2.4	-	-	-	-	-	-	-	-	-	-	-		-		-			
						2.4	-	-	-		-		-		-		-		-		-			
					Bottom	3.8	0.6	95	26.3	26.3	7.8	7.8	24.0	24.0	73.5	73.5	5.2	5.2	14.1		6			
						3.8	0.6	102	26.3		7.8		24.0		73.5		5.2		14.1		7			
25-Aug-16	Fine	Moderate	18:00	4.4	Surface	1.0	0.4	92	29.6	29.6	7.9	7.9	20.1	20.2	90.3	90.2	6.2	6.2	4.2	5.5	4	4	821472	814176
						1.0	0.4	97	29.6		7.9		20.2		90.1		6.1		4.3		3			
					Middle	2.2	-	-	-	-	-	-	-	-	-	-	-		-		-			
						2.2	-	-	-		-		-		-		-		-		-			
					Bottom	3.4	0.3	131	29.3	29.3	7.9	7.9	21.2	21.2	86.6	86.6	5.9	5.9	6.6		4			
						3.4	0.3	134	29.3		7.9		21.2		86.6		5.9		6.7		3			
27-Aug-16	Fine	Moderate	08:21	4.9	Surface	1.0	0.3	76	29.2	29.2	8.0	8.0	18.6	18.6	87.8	87.7	6.1	6.1	3.9	8.4	3	3	821475	814182
						1.0	0.3	76	29.2		8.0		18.6		87.6		6.1		3.9		3			
					Middle	2.5	-	-	-	-	-	-	-	-	-	-	-		-		-			
						2.5	-	-	-		-		-		-		-		-		-			
					Bottom	3.9	0.2	77	28.0	28.0	7.8	7.8	25.5	25.5	59.5	59.5	4.0	4.0	12.8		3			
						3.9	0.2	81	28.0		7.8		25.5		59.5		4.0		13.0		4			
30-Aug-16	Fine	Moderate	11:34	4.8	Surface	1.0	0.8	92	25.7	25.7	8.0	8.0	26.7	26.7	72.6	72.6	5.1	5.1	6.4	9.5	5	8	821453	814181
						1.0	0.8	97	25.7		8.0		26.7		72.6		5.1		6.4		5			
					Middle	2.4	-	-	-	-	-	-	-	-	-	-	-		-		-			
						2.4	-	-	-		-		-		-		-		-		-			
					Bottom	3.8	0.7	96	25.2	25.2	8.0	8.0	27.5	27.5	71.6	71.7	5.0	5.1	12.5		11			
						3.8	0.8	96	25.2		8.0		27.5		71.8		5.1		12.5		10			

DA: Depth-Averaged
Calm: Small or no wave; Moderate: Between calm and rough; Rough : White capped or rougher

Expansion of Hong Kong International Airport into a Three-Runway System
Baseline Water Quality Monitoring
Water Quality Monitoring Results at SR3 during Mid-Ebb Tide

Date	Weather Condition	Sea Condition	Sampling Time	Water Depth (m)	Sampling Depth (m)		Current Speed (m/s)	Current Direction	Water Temperature (°C) Value	Water Temperature (°C) Average	pH Value	pH Average	Salinity (ppt) Value	Salinity (ppt) Average	DO Saturation (%) Value	DO Saturation (%) Average	Dissolved Oxygen (mg/L) Value	Dissolved Oxygen (mg/L) DA	Turbidity(NTU) Value	Turbidity(NTU) DA	Suspended Solids (mg/L) Value	Suspended Solids (mg/L) DA	Coordinate HK Grid (Northing)	Coordinate HK Grid (Easting)
4-Aug-16	Cloudy	Moderate	14:55	9.1	Surface	1.0	0.8	180	26.0	26.0	7.7	7.7	21.3	21.3	78.2	78.2	5.6	5.5	5.4	9.3	4	6	822146	807562
						1.0	0.8	192	26.0		7.7		21.3		78.2		5.6		5.4		6			
					Middle	4.6	0.8	174	25.3	25.3	7.7	7.7	23.5	23.5	73.0	73.0	5.3		9.1		6			
						4.6	0.8	181	25.3		7.7		23.5		73.0		5.3		9.1		7			
					Bottom	8.1	0.3	246	24.9	24.9	7.7	7.7	24.8	24.8	71.5	71.5	5.1	5.1	13.3		8			
						8.1	0.3	247	24.9		7.7		24.8		71.5		5.1		13.3		7			
6-Aug-16	Sunny	Moderate	14:00	9.3	Surface	1.0	0.3	182	26.4	26.4	7.5	7.5	21.5	21.5	67.8	67.8	4.8	4.7	3.2	7.4	3	10	822130	807558
						1.0	0.3	184	26.4		7.5		21.5		67.8		4.8		3.2		4			
					Middle	4.7	0.3	198	25.7	25.7	7.6	7.6	25.0	25.0	64.0	64.0	4.5		7.9		9			
						4.7	0.3	200	25.7		7.6		25.0		64.0		4.5		7.9		11			
					Bottom	8.3	0.3	207	25.0	25.0	7.6	7.6	26.6	26.6	64.2	64.3	4.6	4.6	11.0		16			
						8.3	0.3	224	25.0		7.6		26.6		64.3		4.6		10.9		14			
9-Aug-16	Cloudy	Moderate	15:46	9.2	Surface	1.0	0.4	168	27.9	27.9	7.8	7.8	17.3	17.3	88.4	88.3	6.3	5.6	1.6	5.5	<2	4	822157	807573
						1.0	0.5	175	27.9		7.8		17.3		88.2		6.3		1.6		<2			
					Middle	4.6	0.4	157	26.8	26.8	7.6	7.6	21.2	21.2	67.8	67.8	4.8		2.7		3			
						4.6	0.4	169	26.8		7.6		21.2		67.8		4.8		2.7		4			
					Bottom	8.2	0.4	155	25.2	25.2	7.6	7.6	26.7	26.7	60.6	60.6	4.3	4.3	12.1		4			
						8.2	0.4	159	25.2		7.6		26.7		60.6		4.3		12.1		6			
11-Aug-16	Fine	Moderate	17:38	8.1	Surface	1.0	0.3	188	26.3	26.3	7.7	7.7	22.0	22.0	73.0	72.8	5.2	4.8	0.8	3.1	3	3	822162	807554
						1.0	0.3	202	26.3		7.7		22.0		72.6		5.2		0.8		3			
					Middle	4.1	0.3	194	25.8	25.8	7.7	7.7	24.7	24.7	61.3	61.2	4.3		1.1		2			
						4.1	0.3	210	25.8		7.7		24.7		61.0		4.3		1.2		2			
					Bottom	7.1	0.2	167	23.5	23.5	7.6	7.6	30.7	30.7	42.3	42.7	3.0	3.1	7.2		3			
						7.1	0.3	176	23.5		7.6		30.7		43.1		3.1		7.2		3			
13-Aug-16	Fine	Moderate	10:15	7.6	Surface	1.0	0.4	182	24.5	24.5	7.8	7.8	18.6	18.6	58.1	58.2	6.1	5.1	1.0	1.0	<2	2	822161	807552
						1.0	0.5	191	24.5		7.8		18.6		58.2		6.1		1.0		<2			
					Middle	3.8	0.2	180	24.5	24.5	7.8	7.8	22.6	23.1	58.4	58.5	4.1		1.0		<2			
						3.8	0.2	197	24.5		7.8		23.5		58.6		4.1		1.0		<2			
					Bottom	6.6	0.2	194	24.5	24.5	7.8	7.8	28.4	28.4	64.0	64.2	3.5	3.6	1.1		2			
						6.6	0.2	195	24.5		7.8		28.4		64.4		3.6		1.1		<2			
16-Aug-16	Cloudy	Moderate	12:34	8.8	Surface	1.0	0.8	187	25.5	25.5	7.9	7.9	22.2	22.2	70.6	70.6	5.1	4.4	2.8	7.7	2	4	822158	807562
						1.0	0.8	201	25.5		7.9		22.2		70.6		5.1		2.8		2			
					Middle	4.4	0.7	185	24.2	24.2	7.9	7.9	27.0	27.0	52.0	52.0	3.7		8.6		2			
						4.4	0.7	200	24.2		7.9		27.0		52.0		3.7		8.7		4			
					Bottom	7.8	0.3	229	23.9	23.9	7.9	7.9	28.1	28.1	53.2	53.2	3.8	3.8	11.7		7			
						7.8	0.3	232	23.9		7.9		28.1		53.2		3.8		11.7		7			
20-Aug-16	Fine	Moderate	12:57	9.7	Surface	1.0	0.3	201	26.1	26.1	7.7	7.7	23.3	23.3	73.0	73.0	5.2	5.3	7.8	11.5	3	6	822140	807556
						1.0	0.4	220	26.1		7.7		23.3		73.0		5.2		8.0		3			
					Middle	4.9	0.4	206	25.5	25.5	7.7	7.7	25.7	25.7	74.4	74.5	5.3		12.6		5			
						4.9	0.4	213	25.5		7.7		25.7		74.5		5.3		12.7		5			
					Bottom	8.7	0.2	166	25.5	25.5	7.8	7.8	27.6	27.6	76.0	76.0	5.3	5.3	13.8		10			
						8.7	0.3	180	25.5		7.8		27.6		76.0		5.3		13.8		11			
23-Aug-16	Sunny	Moderate	15:09	9.4	Surface	1.0	0.3	173	27.1	27.1	7.7	7.7	18.6	18.6	73.7	73.7	5.3	5.2	4.1	9.1	3	5	822156	807587
						1.0	0.4	180	27.1		7.7		18.6		73.6		5.3		4.2		2			
					Middle	4.7	0.4	186	26.4	26.4	7.8	7.8	22.5	22.5	71.6	71.7	5.1		10.9		5			
						4.7	0.4	201	26.4		7.8		22.5		71.7		5.1		11.0		4			
					Bottom	8.4	0.3	128	26.3	26.3	7.8	7.8	23.1	23.1	74.5	74.5	5.3	5.3	12.2		8			
						8.4	0.3	134	26.3		7.8		23.1		74.5		5.3		12.2		7			
25-Aug-16	Fine	Moderate	16:55	8.8	Surface	1.0	0.4	115	29.5	29.5	7.8	7.8	17.9	18.0	76.8	76.8	5.3	5.0	3.2	8.1	3	4	822155	807558
						1.0	0.4	117	29.5		7.8		18.0		76.8		5.3		3.2		4			
					Middle	4.4	0.6	74	28.7	28.7	7.8	7.8	20.7	20.7	68.0	67.9	4.7		6.2		3			
						4.4	0.6	74	28.7		7.8		20.7		67.8		4.7		6.3		3			
					Bottom	7.8	0.4	102	27.6	27.6	7.9	7.9	26.2	26.2	61.1	61.1	4.2	4.2	14.7		5			
						7.8	0.4	109	27.6		7.9		26.2		61.1		4.2		14.7		4			
27-Aug-16	Fine	Moderate	09:32	8.8	Surface	1.0	0.8	179	29.4	29.4	7.9	7.9	17.3	17.4	77.4	77.3	5.4	4.5	3.5	7.5	<2	4	822138	807564
						1.0	0.8	193	29.4		7.9		17.4		77.2		5.4		3.5		<2			
					Middle	4.4	0.5	184	27.6	27.6	7.9	7.9	26.4	26.4	53.1	53.2	3.6		8.5		4			
						4.4	0.6	184	27.6		7.9		26.4		53.2		3.6		8.5		3			
					Bottom	7.8	0.3	193	27.4	27.4	7.9	7.9	27.2	27.2	53.6	53.6	3.6	3.6	10.5		5			
						7.8	0.3	204	27.4		7.9		27.2		53.6		3.6		10.4		7			
30-Aug-16	Fine	Moderate	12:46	8.9	Surface	1.0	0.8	179	26.2	26.2	8.1	8.1	26.4	26.4	78.0	78.0	5.4	5.3	4.5	11.4	6	7	822163	807567
						1.0	0.8	190	26.2		8.1		26.4		77.9		5.4		4.5		6			
					Middle	4.5	0.7	173	25.5	25.5	8.0	8.0	27.5	27.5	72.4	72.4	5.1		7.2		7			
						4.5	0.7	189	25.5		8.0		27.5		72.4		5.1		7.2		8			
					Bottom	7.9	0.5	194	25.3	25.3	8.0	8.0	28.3	28.3	75.5	75.5	5.3	5.3	22.6		9			
						7.9	0.5	194	25.3		8.0		28.3		75.5		5.3		22.6		8			

DA: Depth-Averaged
Calm: Small or no wave; Moderate: Between calm and rough; Rough : White capped or rougher

Expansion of Hong Kong International Airport into a Three-Runway System
Baseline Water Quality Monitoring
Water Quality Monitoring Results at SR4A during Mid-Ebb Tide

Date	Weather Condition	Sea Condition	Sampling Time	Water Depth (m)	Sampling Depth (m)		Current Speed (m/s)	Current Direction	Water Temperature (°C) Value	Water Temperature (°C) Average	pH Value	pH Average	Salinity (ppt) Value	Salinity (ppt) Average	DO Saturation (%) Value	DO Saturation (%) Average	Dissolved Oxygen (mg/L) Value	Dissolved Oxygen (mg/L) DA	Turbidity(NTU) Value	Turbidity(NTU) DA	Suspended Solids (mg/L) Value	Suspended Solids (mg/L) DA	Coordinate HK Grid (Northing)	Coordinate HK Grid (Easting)
4-Aug-16	Cloudy	Calm	13:17	9.8	Surface	1.0	0.3	130	26.0	26.0	7.7	7.7	26.7	26.7	68.5	68.6	4.8	4.6	9.8	25.9	11	32	817192	807827
						1.0	0.3	139	26.0		7.7		26.7		68.7		4.8		9.9		11			
					Middle	4.9	0.4	91	25.0	25.0	7.7	7.7	29.5	29.5	60.9	61.0	4.3		27.1		33			
						4.9	0.4	98	25.0		7.7		29.5		61.0		4.3		27.4		34			
					Bottom	8.8	0.3	89	24.9	24.9	7.7	7.7	29.7	29.7	61.8	62.0	4.3	4.3	40.4		51			
						8.8	0.4	94	24.9		7.7		29.7		62.1		4.3		40.7		52			
6-Aug-16	Sunny	Moderate	15:12	9.1	Surface	1.0	0.6	265	27.0	27.1	7.7	7.7	26.0	26.0	65.2	65.3	4.5	4.2	9.3	19.5	13	32	817201	807796
						1.0	0.6	280	27.1		7.7		25.9		65.4		4.5		9.3		14			
					Middle	4.6	0.6	165	25.3	25.3	7.7	7.7	29.5	29.5	54.9	55.0	3.8		15.0		24			
						4.6	0.6	168	25.3		7.7		29.5		55.0		3.8		15.7		25			
					Bottom	8.1	0.6	99	25.2	25.2	7.7	7.7	29.8	29.8	56.7	56.7	3.9	3.9	33.8		57			
						8.1	0.6	107	25.2		7.7		29.8		56.7		3.9		33.9		58			
9-Aug-16	Cloudy	Moderate	16:42	8.4	Surface	1.0	0.5	192	28.8	28.6	7.9	7.9	20.2	20.3	88.0	87.8	6.1	5.4	6.6	12.5	6	13	817173	807823
						1.0	0.5	197	28.4		7.9		20.4		87.6		6.1		6.9		8			
					Middle	4.2	0.4	178	27.4	27.2	7.8	7.8	24.2	24.3	68.0	68.0	4.7		10.4		10			
						4.2	0.5	194	27.0		7.8		24.3		67.9		4.7		10.7		10			
					Bottom	7.4	0.3	178	24.8	24.8	7.8	7.8	31.1	31.1	54.0	54.4	3.8	3.8	20.0		22			
						7.4	0.3	185	24.8		7.8		31.0		54.8		3.8		20.4		24			
11-Aug-16	Fine	Moderate	18:46	7.7	Surface	1.0	0.3	160	27.5	27.5	7.8	7.8	21.0	21.0	80.5	80.5	5.7	4.7	4.0	8.4	4	10	817200	807791
						1.0	0.3	175	27.5		7.8		21.0		80.4		5.7		4.2		5			
					Middle	3.9	0.3	119	25.7	25.7	7.8	7.8	28.2	28.3	51.4	51.4	3.6		6.7		5			
						3.9	0.3	122	25.7		7.8		28.3		51.4		3.6		7.0		6			
					Bottom	6.7	0.3	143	25.1	25.1	7.7	7.7	30.3	30.3	45.8	45.9	3.2	3.2	14.1		19			
						6.7	0.3	143	25.1		7.7		30.3		45.9		3.2		14.1		18			
13-Aug-16	Sunny	Moderate	08:36	8.8	Surface	1.0	0.3	204	27.4	27.4	7.8	7.8	20.6	20.7	67.2	67.2	4.7	3.8	3.4	5.9	<2	3	817192	807810
						1.0	0.4	223	27.3		7.8		20.7		67.1		4.7		3.7		<2			
					Middle	4.4	0.3	126	25.1	25.0	7.8	7.8	31.0	31.1	40.9	41.0	2.8		5.5		3			
						4.4	0.3	132	24.9		7.8		31.2		41.0		2.8		5.7		3			
					Bottom	7.8	0.3	102	25.0	25.0	7.7	7.7	31.4	31.5	41.1	41.2	2.8	2.9	8.4		3			
						7.8	0.3	106	24.9		7.7		31.5		41.3		2.9		8.5		4			
16-Aug-16	Rainy	Calm	11:07	9.5	Surface	1.0	0.3	173	26.1	26.1	7.8	7.8	26.6	26.6	58.7	58.6	4.1	3.8	6.8	11.9	9	16	817192	807794
						1.0	0.3	177	26.1		7.8		26.6		58.4		4.1		7.0		9			
					Middle	4.8	0.3	111	25.4	25.4	7.8	7.8	29.3	29.3	50.2	50.2	3.5		12.5		16			
						4.8	0.3	120	25.4		7.8		29.3		50.2		3.5		12.6		18			
					Bottom	8.5	0.2	142	25.4	25.4	7.8	7.8	29.8	29.9	51.0	51.1	3.5	3.5	16.1		21			
						8.5	0.3	142	25.3		7.8		29.9		51.1		3.5		16.3		23			
20-Aug-16	Sunny	Moderate	13:59	8.7	Surface	1.0	0.3	108	28.0	27.8	7.8	7.8	26.0	26.2	75.8	76.1	5.1	5.1	11.5	15.1	18	21	817197	807826
						1.0	0.3	117	27.5		7.8		26.3		76.4		5.2		11.6		17			
					Middle	4.4	0.4	91	26.9	27.2	7.8	7.8	27.6	27.5	74.5	74.3	5.1		15.1		22			
						4.4	0.4	96	27.4		7.8		27.3		74.0		5.0		14.8		23			
					Bottom	7.7	0.3	116	27.3	27.1	7.8	7.8	27.6	27.8	75.3	75.6	5.1	5.2	18.9		22			
						7.7	0.3	116	26.8		7.8		27.9		75.9		5.2		18.8		21			
23-Aug-16	Cloudy	Calm	16:22	9.2	Surface	1.0	0.3	135	29.5	29.5	7.8	7.8	22.7	22.7	82.8	82.8	5.6	5.2	7.8	22.0	11	34	817173	807825
						1.0	0.3	138	29.4		7.8		22.7		82.8		5.6		8.0		12			
					Middle	4.6	0.4	99	27.5	27.7	7.8	7.8	27.2	27.1	71.8	71.6	4.9		24.3		37			
						4.6	0.4	99	27.9		7.8		26.9		71.3		4.8		24.3		41			
					Bottom	8.2	0.3	123	28.0	27.8	7.8	7.8	26.9	27.1	72.2	72.6	4.9	4.9	34.7		50			
						8.2	0.4	125	27.6		7.8		27.2		73.0		4.9		33.0		51			
25-Aug-16	Sunny	Moderate	18:13	8.8	Surface	1.0	0.3	172	29.4	29.5	7.8	7.8	20.6	20.6	84.2	84.0	5.7	5.0	4.3	11.3	6	16	817185	807828
						1.0	0.3	178	29.5		7.8		20.5		83.7		5.7		4.2		7			
					Middle	4.4	0.4	80	27.4	27.4	7.8	7.8	27.4	27.4	63.9	64.0	4.3		13.2		19			
						4.4	0.4	82	27.4		7.8		27.4		64.0		4.3		13.1		20			
					Bottom	7.8	0.3	105	27.4	27.4	7.8	7.8	27.6	27.6	64.9	64.9	4.4	4.4	16.4		22			
						7.8	0.4	105	27.4		7.8		27.6		64.9		4.4		16.6		21			
27-Aug-16	Cloudy	Calm	07:57	9.6	Surface	1.0	0.3	136	28.8	28.8	7.9	7.9	22.3	22.4	81.8	81.7	5.6	4.9	3.3	5.9	7	11	817203	807794
						1.0	0.3	147	28.8		7.9		22.4		81.6		5.6		3.5		7			
					Middle	4.8	0.3	114	27.1	27.1	7.8	7.8	29.3	29.3	60.8	60.8	4.1		5.4		10			
						4.8	0.3	124	27.1		7.8		29.3		60.8		4.1		5.6		12			
					Bottom	8.6	0.3	97	27.0	27.0	7.8	7.8	29.4	29.4	62.0	62.2	4.2	4.2	8.7		14			
						8.6	0.3	104	27.0		7.8		29.4		62.3		4.2		8.8		14			
30-Aug-16	Sunny	Calm	11:05	10.0	Surface	1.0	0.4	96	27.3	27.3	8.0	8.0	29.5	29.5	78.2	78.1	5.3	4.8	3.7	7.1	8	11	817192	807794
						1.0	0.4	97	27.3		8.0		29.5		78.0		5.3		3.7		9			
					Middle	5.0	0.3	107	27.0	27.0	7.9	7.9	29.9	29.9	63.7	63.7	4.3		8.6		10			
						5.0	0.4	115	27.0		7.9		29.9		63.7		4.3		8.5		11			
					Bottom	9.0	0.3	109	27.0	27.0	7.9	7.9	30.0	30.0	64.1	64.3	4.3	4.3	9.0		14			
						9.0	0.3	112	27.0		7.9		30.0		64.4		4.3		9.1		15			

DA: Depth-Averaged
Calm: Small or no wave; Moderate: Between calm and rough; Rough : White capped or rougher

Expansion of Hong Kong International Airport into a Three-Runway System
Baseline Water Quality Monitoring
Water Quality Monitoring Results at SR5A during Mid-Ebb Tide

Date	Weather Condition	Sea Condition	Sampling Time	Water Depth (m)	Sampling Depth (m)		Current Speed (m/s)	Current Direction	Water Temperature (°C) Value	Water Temperature (°C) Average	pH Value	pH Average	Salinity (ppt) Value	Salinity (ppt) Average	DO Saturation (%) Value	DO Saturation (%) Average	Dissolved Oxygen (mg/L) Value	Dissolved Oxygen (mg/L) DA	Turbidity(NTU) Value	Turbidity(NTU) DA	Suspended Solids (mg/L) Value	Suspended Solids (mg/L) DA	Coordinate HK Grid (Northing)	Coordinate HK Grid (Easting)
4-Aug-16	Rainy	Calm	12:52	4.5	Surface	1.0	0.1	87	26.8	26.8	7.7	7.7	24.6	24.5	74.9	74.9	5.2	5.2	8.5	10.4	9	12	816606	810693
						1.0	0.1	94	26.8		7.7		24.5		74.9		5.2		8.5		8			
					Middle	2.3	-	-	-	-	-	-	-	-	-	-	-		-		-			
						2.3	-	-	-		-		-		-		-		-		-			
					Bottom	3.5	0.1	95	26.5	26.5	7.7	7.7	25.0	25.0	74.7	74.9	5.2	5.2	12.3		15			
						3.5	0.1	100	26.5		7.7		25.1		75.0		5.2		12.3		15			
6-Aug-16	Sunny	Moderate	15:29	3.6	Surface	1.0	0.6	102	29.3	29.3	7.7	7.7	22.8	22.8	82.8	82.7	5.6	5.6	3.4	7.6	5	10	816602	810694
						1.0	0.6	109	29.3		7.7		22.8		82.6		5.6		3.6		4			
					Middle	1.8	-	-	-	-	-	-	-	-	-	-	-		-		-			
						1.8	-	-	-		-		-		-		-		-		-			
					Bottom	2.6	0.5	112	27.7	27.8	7.6	7.6	24.2	24.2	69.4	69.7	4.8	4.8	11.9		15			
						2.6	0.5	118	27.8		7.6		24.2		69.9		4.8		11.5		14			
9-Aug-16	Cloudy	Moderate	17:00	4.2	Surface	1.0	0.2	170	29.6	29.6	8.3	8.3	21.2	21.2	150.5	150.2	10.2	10.2	7.3	8.9	8	10	816579	810712
						1.0	0.2	186	29.6		8.2		21.2		149.8		10.2		7.4		9			
					Middle	2.1	-	-	-	-	-	-	-	-	-	-	-		-		-			
						2.1	-	-	-		-		-		-		-		-		-			
					Bottom	3.2	0.2	144	29.0	29.0	8.1	8.1	22.1	22.2	125.3	125.4	8.5	8.5	10.6		10			
						3.2	0.3	149	29.0		8.1		22.2		125.4		8.5		10.4		11			
11-Aug-16	Fine	Calm	19:05	5.0	Surface	1.0	0.1	217	28.2	28.3	7.9	7.9	20.4	20.4	86.9	86.9	6.1	6.1	3.5	4.5	4	5	816595	810693
						1.0	0.1	223	28.3		7.9		20.4		86.8		6.0		3.4		4			
					Middle	2.5	-	-	-	-	-	-	-	-	-	-	-		-		-			
						2.5	-	-	-		-		-		-		-		-		-			
					Bottom	4.0	0.2	223	26.6	26.5	7.7	7.7	25.6	25.9	53.1	52.7	3.7	3.7	5.6		7			
						4.0	0.2	245	26.4		7.7		26.1		52.3		3.6		5.6		6			
13-Aug-16	Fine	Calm	08:11	4.4	Surface	1.0	0.1	156	28.3	28.3	7.8	7.8	17.2	17.2	83.8	83.8	5.9	5.9	3.0	5.8	2	2	816596	810692
						1.0	0.1	166	28.3		7.8		17.2		83.7		5.9		2.8		<2			
					Middle	2.2	-	-	-	-	-	-	-	-	-	-	-		-		-			
						2.2	-	-	-		-		-		-		-		-		-			
					Bottom	3.4	0.2	162	26.8	26.8	7.7	7.7	25.2	25.3	51.5	51.5	3.6	3.6	8.6		<2			
						3.4	0.2	170	26.8		7.7		25.3		51.5		3.6		8.7		2			
16-Aug-16	Rainy	Calm	10:51	4.9	Surface	1.0	0.2	131	27.1	27.1	7.8	7.8	24.0	24.0	70.3	70.2	4.9	4.9	7.4	6.9	10	11	816610	810689
						1.0	0.2	140	27.1		7.8		24.0		70.1		4.9		7.6		11			
					Middle	2.5	-	-	-	-	-	-	-	-	-	-	-		-		-			
						2.5	-	-	-		-		-		-		-		-		-			
					Bottom	3.9	0.2	172	26.6	26.6	7.7	7.7	25.6	25.6	59.7	59.9	4.1	4.2	6.4		12			
						3.9	0.2	172	26.6		7.7		25.5		60.1		4.2		6.3		10			
20-Aug-16	Sunny	Moderate	14:14	4.4	Surface	1.0	0.1	191	29.2	29.2	7.7	7.7	24.4	24.5	83.2	83.2	5.6	5.6	4.8	6.5	6	9	816575	810687
						1.0	0.1	206	29.2		7.7		24.5		83.2		5.6		4.9		8			
					Middle	2.2	-	-	-	-	-	-	-	-	-	-	-		-		-			
						2.2	-	-	-		-		-		-		-		-		-			
					Bottom	3.4	0.2	173	27.7	28.0	7.7	7.7	25.0	24.9	79.5	79.3	5.4	5.4	8.2		11			
						3.4	0.2	185	28.3		7.7		24.7		79.0		5.4		8.0		10			
23-Aug-16	Cloudy	Calm	16:34	3.6	Surface	1.0	0.1	98	30.5	30.5	7.8	7.8	22.8	22.9	100.0	100.0	6.6	6.6	5.0	6.0	6	7	816592	810685
						1.0	0.1	105	30.4		7.8		22.9		100.0		6.6		5.1		7			
					Middle	1.8	-	-	-	-	-	-	-	-	-	-	-		-		-			
						1.8	-	-	-		-		-		-		-		-		-			
					Bottom	2.6	0.2	154	29.5	29.5	7.8	7.8	23.0	23.0	88.8	88.8	6.0	6.0	6.8		7			
						2.6	0.2	165	29.5		7.8		23.0		88.8		6.0		6.9		6			
25-Aug-16	Fine	Moderate	18:32	3.4	Surface	1.0	0.1	176	30.3	30.3	8.2	8.2	22.3	22.3	156.6	156.3	10.4	10.4	4.4	4.6	9	11	816590	810677
						1.0	0.1	177	30.3		8.2		22.3		155.9		10.4		4.3		10			
					Middle	1.7	-	-	-	-	-	-	-	-	-	-	-		-		-			
						1.7	-	-	-		-		-		-		-		-		-			
					Bottom	2.4	0.2	166	30.1	30.1	8.1	8.1	22.6	22.6	133.0	132.7	8.9	8.9	4.7		11			
						2.4	0.2	176	30.0		8.1		22.6		132.4		8.8		4.8		13			
27-Aug-16	Sunny	Calm	07:36	4.3	Surface	1.0	0.1	184	29.6	29.6	8.2	8.2	19.3	19.3	132.8	132.9	9.1	9.1	2.7	5.0	6	11	816609	810703
						1.0	0.1	187	29.6		8.2		19.3		132.9		9.1		2.8		6			
					Middle	2.2	-	-	-	-	-	-	-	-	-	-	-		-		-			
						2.2	-	-	-		-		-		-		-		-		-			
					Bottom	3.3	0.2	243	29.8	29.8	8.1	8.1	21.4	21.4	125.0	125.6	8.4	8.5	7.1		14			
						3.3	0.2	262	29.8		8.1		21.3		126.2		8.5		7.5		16			
30-Aug-16	Sunny	Calm	10:48	4.9	Surface	1.0	0.3	177	27.5	27.5	7.9	7.9	27.0	27.1	69.8	69.7	4.7	4.7	4.4	5.3	8	9	816580	810702
						1.0	0.4	180	27.5		7.9		27.1		69.6		4.7		4.5		8			
					Middle	2.5	-	-	-	-	-	-	-	-	-	-	-		-		-			
						2.5	-	-	-		-		-		-		-		-		-			
					Bottom	3.9	0.3	213	27.3	27.3	7.8	7.8	28.2	28.2	65.2	65.5	4.4	4.4	6.2		9			
						3.9	0.3	228	27.3		7.8		28.2		65.7		4.4		6.0		9			

DA: Depth-Averaged
Calm: Small or no wave; Moderate: Between calm and rough; Rough : White capped or rougher

Expansion of Hong Kong International Airport into a Three-Runway System
Baseline Water Quality Monitoring
Water Quality Monitoring Results at SR6 during Mid-Ebb Tide

Date	Weather Condition	Sea Condition	Sampling Time	Water Depth (m)	Sampling Depth (m)		Current Speed (m/s)	Current Direction	Water Temperature (°C) Value	Water Temperature (°C) Average	pH Value	pH Average	Salinity (ppt) Value	Salinity (ppt) Average	DO Saturation (%) Value	DO Saturation (%) Average	Dissolved Oxygen (mg/L) Value	Dissolved Oxygen (mg/L) DA	Turbidity(NTU) Value	Turbidity(NTU) DA	Suspended Solids (mg/L) Value	Suspended Solids (mg/L) DA	Coordinate HK Grid (Northing)	Coordinate HK Grid (Easting)
4-Aug-16	Rainy	Moderate	12:21	5.1	Surface	1.0	0.3	80	26.7	27.0	7.7	7.7	23.9	23.8	76.0	75.8	5.3	5.3	4.0	6.0	4	7	817883	814681
						1.0	0.3	85	27.2		7.7		23.6		75.5		5.3		3.8		5			
					Middle	2.6	-	-	-	-	-	-	-	-	-	-	-		-		-			
						2.6	-	-	-		-		-		-		-		-		-			
					Bottom	4.1	0.2	80	26.9	26.9	7.7	7.7	24.6	24.6	71.5	71.5	5.0	5.0	8.0		9			
						4.1	0.2	80	26.9		7.7		24.6		71.5		5.0		8.3		9			
6-Aug-16	Sunny	Moderate	15:52	3.9	Surface	1.0	0.1	186	30.1	30.2	7.7	7.7	21.8	21.8	88.3	88.4	5.9	5.9	2.1	2.0	6	6	817901	814654
						1.0	0.2	192	30.2		7.7		21.8		88.5		5.9		1.9		6			
					Middle	2.0	-	-	-	-	-	-	-	-	-	-	-		-		-			
						2.0	-	-	-		-		-		-		-		-		-			
					Bottom	2.9	0.2	55	29.6	29.4	7.7	7.7	22.2	22.3	87.6	87.9	5.9	6.0	2.1		6			
						2.9	0.2	56	29.1		7.7		22.4		88.2		6.0		2.0		6			
9-Aug-16	Cloudy	Moderate	17:23	4.1	Surface	1.0	0.4	147	29.7	29.8	8.3	8.3	20.9	20.8	151.6	151.1	10.3	10.3	6.7	10.0	8	9	817899	814650
						1.0	0.5	158	29.8		8.3		20.7		150.6		10.2		7.1		8			
					Middle	2.1	-	-	-	-	-	-	-	-	-	-	-		-		-			
						2.1	-	-	-		-		-		-		-		-		-			
					Bottom	3.1	0.3	54	29.3	29.2	8.1	8.1	21.5	21.7	118.7	116.7	8.1	8.0	13.8		11			
						3.1	0.3	57	29.1		8.0		21.9		114.6		7.8		12.4		10			
11-Aug-16	Fine	Calm	19:28	4.1	Surface	1.0	0.1	170	28.4	28.4	7.9	7.9	21.3	21.3	87.4	87.5	6.0	6.0	1.9	6.0	2	7	817885	814651
						1.0	0.1	172	28.4		7.9		21.3		87.5		6.0		1.9		2			
					Middle	2.1	-	-	-	-	-	-	-	-	-	-	-		-		-			
						2.1	-	-	-		-		-		-		-		-		-			
					Bottom	3.1	0.1	213	27.1	27.1	7.7	7.7	25.3	25.3	60.7	61.1	4.2	4.2	10.3		11			
						3.1	0.1	222	27.1		7.7		25.2		61.4		4.2		9.9		12			
13-Aug-16	Sunny	Calm	07:40	4.6	Surface	1.0	0.1	206	28.3	28.3	7.8	7.8	16.6	16.6	87.0	87.0	6.2	6.2	2.3	5.4	<2	5	817894	814649
						1.0	0.1	214	28.3		7.8		16.6		87.0		6.2		2.5		<2			
					Middle	2.3	-	-	-	-	-	-	-	-	-	-	-		-		-			
						2.3	-	-	-		-		-		-		-		-		-			
					Bottom	3.6	0.1	199	26.8	26.7	7.6	7.6	26.9	27.0	44.1	44.8	3.0	3.1	8.4		9			
						3.6	0.1	208	26.5		7.6		27.1		45.4		3.1		8.4		8			
16-Aug-16	Rainy	Calm	10:28	4.9	Surface	1.0	0.2	112	27.4	27.4	7.9	7.9	23.1	23.1	97.8	97.8	6.8	6.8	3.6	5.1	5	5	817918	814645
						1.0	0.2	113	27.4		7.9		23.1		97.8		6.8		3.7		4			
					Middle	2.5	-	-	-	-	-	-	-	-	-	-	-		-		-			
						2.5	-	-	-		-		-		-		-		-		-			
					Bottom	3.9	0.2	109	27.1	27.1	7.7	7.7	24.6	24.6	65.9	65.9	4.6	4.6	6.6		6			
						3.9	0.2	115	27.1		7.7		24.6		65.9		4.6		6.4		6			
20-Aug-16	Fine	Moderate	14:38	4.0	Surface	1.0	0.2	132	30.1	29.9	7.7	7.7	23.7	23.8	86.3	86.5	5.7	5.8	2.6	3.2	2	3	817892	814662
						1.0	0.2	139	29.7		7.7		23.9		86.6		5.8		2.8		2			
					Middle	2.0	-	-	-	-	-	-	-	-	-	-	-		-		-			
						2.0	-	-	-		-		-		-		-		-		-			
					Bottom	3.0	0.2	110	27.8	27.7	7.7	7.7	25.1	25.2	85.3	85.6	5.8	5.9	3.6		3			
						3.0	0.2	120	27.5		7.7		25.3		85.8		5.9		3.8		3			
23-Aug-16	Cloudy	Calm	17:06	4.3	Surface	1.0	0.2	86	30.2	30.2	7.8	7.8	21.7	21.7	92.8	92.9	6.2	6.2	3.6	5.0	7	6	817888	814663
						1.0	0.2	91	30.1		7.8		21.7		93.0		6.2		3.8		6			
					Middle	2.2	-	-	-	-	-	-	-	-	-	-	-		-		-			
						2.2	-	-	-		-		-		-		-		-		-			
					Bottom	3.3	0.2	96	28.7	28.7	7.7	7.7	23.0	23.0	80.5	80.6	5.5	5.5	6.0		5			
						3.3	0.2	96	28.6		7.7		23.0		80.6		5.5		6.4		7			
25-Aug-16	Fine	Calm	19:00	4.0	Surface	1.0	0.1	92	29.3	29.3	8.0	8.0	22.1	22.2	122.6	122.3	8.3	8.3	4.1	4.8	9	10	817883	814653
						1.0	0.2	99	29.2		8.0		22.2		122.0		8.3		4.3		10			
					Middle	2.0	-	-	-	-	-	-	-	-	-	-	-		-		-			
						2.0	-	-	-		-		-		-		-		-		-			
					Bottom	3.0	0.1	125	29.0	29.0	7.9	7.9	22.7	22.8	101.4	101.2	6.9	6.9	5.2		11			
						3.0	0.1	127	29.0		7.9		22.8		100.9		6.8		5.4		10			
27-Aug-16	Sunny	Moderate	07:12	5.0	Surface	1.0	0.2	57	29.2	29.2	8.0	8.0	18.0	18.0	111.3	111.7	7.7	7.8	1.6	6.6	5	12	817915	814655
						1.0	0.2	59	29.2		8.0		17.9		112.1		7.8		1.7		4			
					Middle	2.5	-	-	-	-	-	-	-	-	-	-	-		-		-			
						2.5	-	-	-		-		-		-		-		-		-			
					Bottom	4.0	0.1	178	28.7	28.7	7.7	7.7	22.5	22.5	72.5	73.0	4.9	5.0	11.7		18			
						4.0	0.1	191	28.7		7.7		22.5		73.4		5.0		11.3		19			
30-Aug-16	Sunny	Calm	10:20	5.3	Surface	1.0	0.3	138	27.8	27.8	7.9	7.9	25.0	25.0	88.4	88.4	6.0	6.0	2.3	4.7	6	12	817903	814664
						1.0	0.3	143	27.8		7.9		25.0		88.4		6.0		2.4		5			
					Middle	2.7	-	-	-	-	-	-	-	-	-	-	-		-		-			
						2.7	-	-	-		-		-		-		-		-		-			
					Bottom	4.3	0.3	119	27.3	27.3	7.8	7.8	28.0	28.0	53.1	53.5	3.6	3.6	7.2		18			
						4.3	0.3	127	27.3		7.8		28.0		53.9		3.6		7.0		18			

DA: Depth-Averaged
Calm: Small or no wave; Moderate: Between calm and rough; Rough : White capped or rougher

Expansion of Hong Kong International Airport into a Three-Runway System
Baseline Water Quality Monitoring
Water Quality Monitoring Results at SR7 during Mid-Ebb Tide

Date	Weather Condition	Sea Condition	Sampling Time	Water Depth (m)	Sampling Depth (m)		Current Speed (m/s)	Current Direction	Water Temperature (°C) Value	Water Temperature (°C) Average	pH Value	pH Average	Salinity (ppt) Value	Salinity (ppt) Average	DO Saturation (%) Value	DO Saturation (%) Average	Dissolved Oxygen (mg/L) Value	Dissolved Oxygen (mg/L) DA	Turbidity(NTU) Value	Turbidity(NTU) DA	Suspended Solids (mg/L) Value	Suspended Solids (mg/L) DA	Coordinate HK Grid (Northing)	Coordinate HK Grid (Easting)
4-Aug-16	Cloudy	Moderate	12:20	16.9	Surface	1.0	0.6	60	24.1	24.1	7.7	7.7	27.0	27.0	65.4	65.4	4.7	4.5	2.7	3.0	5	5	823623	823750
						1.0	0.6	65	24.1		7.7		27.0		65.5		4.7		2.6		5			
					Middle	8.5	0.4	61	23.5	23.5	7.7	7.7	28.6	28.6	59.2	59.2	4.3		3.2		6			
						8.5	0.4	62	23.5		7.7		28.6		59.2		4.3		3.2		4			
					Bottom	15.9	0.4	82	23.4	23.4	7.7	7.7	28.8	28.8	59.2	59.2	4.3	4.3	3.2		5			
						15.9	0.5	82	23.4		7.7		28.8		59.3		4.3		3.2		4			
6-Aug-16	Sunny	Moderate	15:58	16.8	Surface	1.0	0.4	94	26.8	26.8	7.6	7.6	22.7	22.7	74.0	74.0	5.2	5.2	3.9	3.2	4	5	823652	823750
						1.0	0.4	97	26.8		7.6		22.7		73.9		5.2		4.0		3			
					Middle	8.4	0.4	84	26.6	26.6	7.6	7.6	22.9	22.9	72.3	72.3	5.1		2.6		5			
						8.4	0.4	92	26.6		7.6		22.9		72.2		5.1		2.6		4			
					Bottom	15.8	0.3	103	26.0	26.0	7.7	7.7	24.6	24.6	71.8	71.9	5.1	5.1	3.1		5			
						15.8	0.3	111	26.0		7.7		24.6		71.9		5.1		3.1		6			
9-Aug-16	Cloudy	Moderate	17:46	17.0	Surface	1.0	0.3	92	27.3	27.3	8.0	8.0	21.1	21.1	115.7	115.7	8.1	7.3	1.5	1.8	4	5	823619	823750
						1.0	0.3	96	27.3		8.0		21.1		115.6		8.1		1.4		4			
					Middle	8.5	0.3	107	27.0	27.0	7.9	7.9	21.6	21.6	92.4	92.1	6.5		1.9		5			
						8.5	0.3	110	27.0		7.9		21.6		91.8		6.5		1.9		5			
					Bottom	16.0	0.4	92	24.3	24.3	7.7	7.7	30.0	30.0	69.2	69.2	4.9	4.9	2.1		5			
						16.0	0.4	95	24.3		7.7		30.0		69.2		4.9		2.1		5			
11-Aug-16	Fine	Moderate	19:53	14.3	Surface	1.0	0.2	102	25.8	25.8	7.8	7.8	24.6	24.6	87.5	87.5	6.2	6.1	0.5	0.7	3	4	823644	823754
						1.0	0.2	107	25.8		7.8		24.6		87.5		6.2		0.5		3			
					Middle	7.2	0.1	145	25.3	25.3	7.8	7.8	26.2	26.1	83.3	83.5	5.9		0.5		4			
						7.2	0.2	153	25.3		7.8		26.0		83.6		5.9		0.5		5			
					Bottom	13.3	0.2	122	23.1	23.1	7.8	7.8	32.9	33.0	65.6	66.5	4.6	4.7	1.1		4			
						13.3	0.2	131	23.0		7.8		33.0		67.4		4.8		1.0		4			
13-Aug-16	Fine	Moderate	07:40	17.9	Surface	1.0	0.4	68	26.4	26.4	7.8	7.8	17.3	17.3	83.7	83.2	6.1	4.8	0.8	1.9	<2	2	823650	823741
						1.0	0.4	72	26.4		7.8		17.3		82.7		6.0		0.8		<2			
					Middle	9.0	0.2	59	22.8	22.8	7.8	7.8	31.4	31.4	49.2	49.2	3.5		2.0		<2			
						9.0	0.2	62	22.8		7.8		31.4		49.2		3.5		2.1		<2			
					Bottom	16.9	0.3	65	22.5	22.5	7.8	7.8	31.6	31.6	49.1	49.3	3.5	3.6	2.7		2			
						16.9	0.3	71	22.5		7.8		31.6		49.4		3.6		2.7		2			
16-Aug-16	Rainy	Moderate	10:04	16.4	Surface	1.0	0.5	93	24.2	24.2	8.0	8.0	27.4	27.4	72.3	72.3	5.2	5.0	1.5	2.1	3	4	823618	823725
						1.0	0.6	97	24.2		8.0		27.4		72.3		5.2		1.5		4			
					Middle	8.2	0.4	96	23.6	23.6	8.0	8.0	30.0	30.0	65.5	65.5	4.7		2.3		3			
						8.2	0.4	103	23.6		8.0		30.0		65.5		4.7		2.4		3			
					Bottom	15.4	0.4	108	23.4	23.4	7.9	7.9	30.8	30.8	64.9	65.0	4.6	4.6	2.4		6			
						15.4	0.4	112	23.4		7.9		30.8		65.0		4.6		2.5		7			
20-Aug-16	Fine	Moderate	14:36	17.0	Surface	1.0	0.9	78	25.9	25.9	7.8	7.8	25.7	25.7	75.0	75.0	5.3	5.2	3.3	3.6	<2	3	823643	823733
						1.0	0.9	78	25.9		7.8		25.7		75.0		5.3		3.4		<2			
					Middle	8.5	0.7	84	25.4	25.4	7.8	7.8	27.4	27.4	71.0	71.0	5.0		3.0		3			
						8.5	0.7	89	25.4		7.8		27.4		71.0		5.0		3.0		3			
					Bottom	16.0	0.5	70	25.1	25.1	7.8	7.8	28.3	28.3	70.0	70.0	4.9	4.9	4.4		4			
						16.0	0.5	73	25.1		7.8		28.3		70.0		4.9		4.4		4			
23-Aug-16	Fine	Moderate	16:47	18.4	Surface	1.0	0.8	78	27.4	27.4	7.9	7.9	22.3	22.3	84.2	84.1	5.9	5.8	1.9	2.2	3	4	823650	823734
						1.0	0.8	80	27.4		7.9		22.3		84.0		5.9		1.9		3			
					Middle	9.2	0.6	85	26.9	26.9	7.9	7.9	23.9	23.9	80.1	80.1	5.6		2.3		4			
						9.2	0.6	87	26.9		7.9		23.9		80.1		5.6		2.3		3			
					Bottom	17.4	1.4	227	26.8	26.8	7.9	7.9	24.2	24.2	80.0	80.0	5.6	5.6	2.4		5			
						17.4	1.6	231	26.8		7.9		24.2		80.0		5.6		2.4		4			
25-Aug-16	Fine	Calm	18:55	17.1	Surface	1.0	0.5	89	28.9	28.9	7.9	7.9	24.9	24.9	81.8	81.8	5.5	5.3	1.7	2.2	3	3	823654	823751
						1.0	0.5	89	28.9		7.9		24.8		81.7		5.5		1.7		4			
					Middle	8.6	0.3	102	28.1	28.1	7.9	7.9	26.7	26.7	75.4	75.4	5.1		2.5		3			
						8.6	0.3	108	28.1		7.9		26.7		75.4		5.1		2.5		3			
					Bottom	16.1	1.6	186	28.0	28.0	7.9	7.9	27.0	27.0	72.1	72.1	4.9	4.9	2.4		3			
						16.1	1.7	187	28.0		7.9		27.0		72.1		4.9		2.4		3			
27-Aug-16	Fine	Calm	07:15	16.8	Surface	1.0	0.4	92	28.9	28.9	8.0	8.0	20.4	20.4	87.5	87.5	6.0	5.3	1.9	2.6	3	3	823628	823732
						1.0	0.4	100	28.9		8.0		20.4		87.4		6.0		1.9		2			
					Middle	8.4	0.2	87	27.9	28.0	7.9	7.9	26.8	26.8	67.4	67.4	4.6		2.9		2			
						8.4	0.3	92	28.0		7.9		26.8		67.4		4.6		2.9		3			
					Bottom	15.8	0.3	108	26.3	26.3	7.9	7.9	32.2	32.2	55.2	55.3	3.7	3.7	3.0		5			
						15.8	0.3	113	26.3		7.9		32.2		55.3		3.7		3.0		5			
30-Aug-16	Cloudy	Moderate	10:09	16.8	Surface	1.0	0.5	85	25.0	25.0	8.0	8.0	28.3	28.3	66.9	66.9	4.7	4.5	2.6	3.2	5	6	823642	823751
						1.0	0.6	92	25.0		8.0		28.2		66.8		4.7		2.6		4			
					Middle	8.4	1.4	75	24.5	24.5	7.9	7.9	29.4	29.4	59.4	59.4	4.2		3.5		5			
						8.4	1.4	77	24.5		7.9		29.4		59.4		4.2		3.6		5			
					Bottom	15.8	2.7	90	24.5	24.5	7.9	7.9	29.4	29.4	60.7	60.8	4.3	4.3	3.5		7			
						15.8	2.7	91	24.5		7.9		29.4		60.8		4.3		3.5		7			

DA: Depth-Averaged
Calm: Small or no wave; Moderate: Between calm and rough; Rough : White capped or rougher

Expansion of Hong Kong International Airport into a Three-Runway System
Baseline Water Quality Monitoring
Water Quality Monitoring Results at SR8 during Mid-Ebb Tide

Date	Weather Condition	Sea Condition	Sampling Time	Water Depth (m)	Sampling Depth (m)		Current Speed (m/s)	Current Direction	Water Temperature (°C) Value	Water Temperature (°C) Average	pH Value	pH Average	Salinity (ppt) Value	Salinity (ppt) Average	DO Saturation (%) Value	DO Saturation (%) Average	Dissolved Oxygen (mg/L) Value	Dissolved Oxygen (mg/L) DA	Turbidity(NTU) Value	Turbidity(NTU) DA	Suspended Solids (mg/L) Value	Suspended Solids (mg/L) DA	Coordinate HK Grid (Northing)	Coordinate HK Grid (Easting)
4-Aug-16	Rainy	Moderate	13:51	5.6	Surface	1.0	0.3	224	25.5	25.5	7.7	7.7	24.2	24.2	76.0	76.0	5.4	5.4	8.5	10.7	7	9	820402	811589
						1.0	0.3	239	25.5		7.7		24.2		76.0		5.4		8.6		7			
					Middle	2.8	-	-	-	-	-	-	-	-	-	-	-		-		-			
						2.8	-	-	-		-		-		-		-		-		-			
					Bottom	4.6	0.3	192	25.0	25.0	7.7	7.7	25.3	25.3	75.1	75.1	5.4	5.4	12.9		10			
						4.6	0.3	192	25.0		7.7		25.3		75.1		5.4		12.9		10			
6-Aug-16	Sunny	Moderate	14:47	5.5	Surface	1.0	0.3	136	28.1	28.1	7.6	7.6	19.9	19.9	77.5	77.5	5.4	5.4	9.1	9.4	5	5	820425	811605
						1.0	0.3	140	28.1		7.6		19.9		77.5		5.4		9.3		5			
					Middle	2.8	-	-	-	-	-	-	-	-	-	-	-		-		-			
						2.8	-	-	-		-		-		-		-		-		-			
					Bottom	4.5	0.3	210	27.8	27.8	7.6	7.6	20.3	20.3	66.6	66.6	4.7	4.7	9.5		6			
						4.5	0.3	215	27.8		7.6		20.3		66.6		4.7		9.6		5			
9-Aug-16	Cloudy	Moderate	16:35	5.4	Surface	1.0	0.2	151	27.8	27.8	7.8	7.8	18.3	18.3	87.6	87.6	6.2	6.2	6.9	8.4	3	4	820414	811576
						1.0	0.2	157	27.8		7.8		18.3		87.6		6.2		6.9		3			
					Middle	2.7	-	-	-	-	-	-	-	-	-	-	-		-		-			
						2.7	-	-	-		-		-		-		-		-		-			
					Bottom	4.4	0.3	211	26.9	26.9	7.7	7.7	22.0	22.0	82.9	82.9	5.8	5.8	9.9		5			
						4.4	0.3	219	26.9		7.7		22.0		82.9		5.8		9.9		3			
11-Aug-16	Fine	Moderate	18:38	5.2	Surface	1.0	0.2	155	26.3	26.3	7.8	7.8	21.8	21.8	88.0	87.9	6.3	6.3	0.5	0.8	<2	<2	820400	811574
						1.0	0.2	155	26.3		7.8		21.8		87.7		6.3		0.5		<2			
					Middle	2.6	-	-	-	-	-	-	-	-	-	-	-		-		-			
						2.6	-	-	-		-		-		-		-		-		-			
					Bottom	4.2	0.2	141	25.7	25.7	7.8	7.8	24.4	24.4	77.8	77.9	5.5	5.5	1.0		<2			
						4.2	0.2	148	25.7		7.8		24.4		77.9		5.5		1.0		<2			
13-Aug-16	Fine	Moderate	09:11	4.3	Surface	1.0	0.2	190	26.9	26.9	7.8	7.8	17.6	17.9	80.8	79.8	5.8	5.8	1.4	1.6	<2	2	820420	811580
						1.0	0.2	203	26.8		7.8		18.2		78.8		5.7		1.4		<2			
					Middle	2.2	-	-	-	-	-	-	-	-	-	-	-		-		-			
						2.2	-	-	-		-		-		-		-		-		-			
					Bottom	3.3	0.3	124	25.2	25.3	7.7	7.7	24.9	24.9	62.2	62.3	4.4	4.4	1.8		2			
						3.3	0.3	130	25.3		7.7		24.9		62.3		4.4		1.9		2			
16-Aug-16	Cloudy	Moderate	11:41	5.5	Surface	1.0	0.2	159	25.2	25.2	7.9	7.9	22.8	22.8	81.2	81.2	5.9	5.9	2.8	3.0	3	4	820435	811581
						1.0	0.2	169	25.2		7.9		22.8		81.2		5.9		2.8		4			
					Middle	2.8	-	-	-	-	-	-	-	-	-	-	-		-		-			
						2.8	-	-	-		-		-		-		-		-		-			
					Bottom	4.5	0.2	144	25.1	25.1	7.9	7.9	23.2	23.2	81.1	81.1	5.9	5.9	3.1		4			
						4.5	0.2	152	25.1		7.9		23.2		81.1		5.9		3.1		5			
20-Aug-16	Fine	Moderate	13:40	5.7	Surface	1.0	0.3	149	26.7	26.7	7.8	7.8	23.8	23.8	77.4	77.4	5.4	5.4	8.4	8.9	10	10	820420	811581
						1.0	0.3	151	26.7		7.8		23.8		77.4		5.4		8.5		11			
					Middle	2.9	-	-	-	-	-	-	-	-	-	-	-		-		-			
						2.9	-	-	-		-		-		-		-		-		-			
					Bottom	4.7	0.3	233	26.6	26.6	7.8	7.8	24.7	24.7	78.7	78.7	5.5	5.5	9.2		9			
						4.7	0.4	235	26.6		7.8		24.7		78.7		5.5		9.3		10			
23-Aug-16	Fine	Moderate	15:48	5.8	Surface	1.0	0.3	153	28.4	28.4	7.8	7.8	18.8	18.8	83.0	83.0	5.8	5.8	5.8	7.2	6	7	820414	811586
						1.0	0.4	158	28.4		7.8		18.8		83.0		5.8		5.8		6			
					Middle	2.9	-	-	-	-	-	-	-	-	-	-	-		-		-			
						2.9	-	-	-		-		-		-		-		-		-			
					Bottom	4.8	0.3	188	27.1	27.1	7.8	7.8	22.7	22.7	76.2	76.2	5.3	5.3	8.5		9			
						4.8	0.3	203	27.1		7.8		22.7		76.2		5.3		8.5		8			
25-Aug-16	Fine	Moderate	17:39	5.0	Surface	1.0	0.3	194	29.8	29.8	7.9	7.9	19.6	19.6	80.0	79.9	5.5	5.5	5.3	6.3	5	6	820397	811611
						1.0	0.3	196	29.8		7.9		19.6		79.7		5.4		5.2		5			
					Middle	2.5	-	-	-	-	-	-	-	-	-	-	-		-		-			
						2.5	-	-	-		-		-		-		-		-		-			
					Bottom	4.0	0.2	168	28.0	28.0	7.8	7.8	24.9	24.9	63.6	63.6	4.3	4.3	7.3		7			
						4.0	0.2	179	28.0		7.8		24.9		63.6		4.3		7.3		7			
27-Aug-16	Fine	Moderate	08:38	5.6	Surface	1.0	0.3	161	29.4	29.4	7.9	7.9	18.2	18.2	87.1	87.1	6.0	6.0	3.5	8.5	2	2	820436	811593
						1.0	0.3	172	29.4		7.9		18.2		87.0		6.0		3.5		<2			
					Middle	2.8	-	-	-	-	-	-	-	-	-	-	-		-		-			
						2.8	-	-	-		-		-		-		-		-		-			
					Bottom	4.6	0.2	150	28.0	28.0	7.8	7.8	25.1	25.1	64.0	64.1	4.4	4.4	13.6		2			
						4.6	0.2	155	28.0		7.8		25.1		64.2		4.4		13.5		3			
30-Aug-16	Fine	Moderate	11:52	5.7	Surface	1.0	0.3	227	25.8	25.8	8.0	8.0	27.4	27.4	71.1	71.1	5.0	5.0	7.8	10.4	8	8	820418	811588
						1.0	0.3	238	25.8		8.0		27.4		71.1		5.0		7.8		7			
					Middle	2.9	-	-	-	-	-	-	-	-	-	-	-		-		-			
						2.9	-	-	-		-		-		-		-		-		-			
					Bottom	4.7	0.3	195	25.3	25.3	8.0	8.0	28.5	28.5	65.6	65.7	4.6	4.6	12.9		8			
						4.7	0.3	202	25.3		8.0		28.5		65.8		4.6		12.9		9			

DA: Depth-Averaged
Calm: Small or no wave; Moderate: Between calm and rough; Rough : White capped or rougher

Annex III. Baseline Water Quality Monitoring Results (September 2016)

Expansion of Hong Kong International Airport into a Three-Runway System
Baseline Water Quality Monitoring
Water Quality Monitoring Results at C1 during Mid-Ebb Tide

Date	Weather Condition	Sea Condition	Sampling Time	Water Depth (m)	Sampling Depth (m)		Current Speed (m/s)	Current Direction	Water Temperature (°C) Value	Water Temperature (°C) Average	pH Value	pH Average	Salinity (ppt) Value	Salinity (ppt) Average	DO Saturation (%) Value	DO Saturation (%) Average	Dissolved Oxygen (mg/L) Value	Dissolved Oxygen (mg/L) DA	Turbidity(NTU) Value	Turbidity(NTU) DA	Suspended Solids (mg/L) Value	Suspended Solids (mg/L) DA	Total Alkalinity (ppm) Value	Total Alkalinity (ppm) DA	Coordinate HK Grid (Northing)	Coordinate HK Grid (Easting)	Observed construction activities <100m from location	Observed construction activities >100m from location	Other Observations	Chromium (µg/L) Value	Chromium (µg/L) DA	Nickel (µg/L) Value	Nickel (µg/L) DA
1-Sep-16	Fine	Calm	12:53	8.0	Surface	1.0	0.5	229	27.7	27.7	8.0	8.0	27.7	27.7	85.7	85.3	5.8	5.5	2.7	16.3	4	5	88	93	815627	804227	N/A	N/A	N/A	<0.2	<0.2	0.9	1.0
						1.0	0.5	239	27.7		8.0		27.7		84.8		5.7		2.6		4		90							<0.2		1.0	
					Middle	4.0	0.7	221	27.6	27.6	7.9	7.9	28.4	28.4	78.3	78.2	5.3		7.5		5		92							<0.2		1.0	
						4.0	0.7	225	27.6		7.9		28.4		78.0		5.3		7.7		5		94							<0.2		0.9	
					Bottom	7.0	0.6	214	27.4	27.4	7.9	7.9	29.3	29.3	71.6	71.7	4.8	4.8	38.2		6		96							<0.2		1.0	
						7.0	0.7	222	27.4		7.9		29.3		71.8		4.8		39.1		6		96							<0.2		1.0	
3-Sep-16	Cloudy	Moderate	13:37	8.8	Surface	1.0	0.7	233	28.9	28.9	7.9	7.9	25.5	25.5	84.2	84.2	5.6	5.3	3.3	17.8	6	28	94	105	815609	804260	N/A	N/A	N/A	<0.2	<0.2	1.4	1.2
						1.0	0.7	245	28.9		7.9		25.5		84.1		5.6		3.4		6		96							<0.2		1.3	
					Middle	4.4	0.7	209	27.9	27.9	7.9	7.9	28.4	28.4	74.1	74.0	5.0		8.7		7		105							<0.2		1.0	
						4.4	0.8	222	27.9		7.9		28.4		73.9		4.9		9.6		8		104							<0.2		1.2	
					Bottom	7.8	0.6	204	27.7	27.7	7.9	7.9	29.5	29.5	71.1	71.1	4.7	4.7	40.9		70		112							<0.2		1.1	
						7.8	0.7	219	27.7		7.9		29.5		71.1		4.7		40.9		68		117							<0.2		0.9	
6-Sep-16	Rainy	Moderate	15:15	8.8	Surface	1.0	0.3	201	28.1	28.1	7.9	7.9	26.1	26.1	80.5	80.5	5.4	5.1	2.1	4.9	3	5	100	98	815613	804261	N/A	N/A	N/A	<0.2	<0.2	1.2	1.2
						1.0	0.3	213	28.1		7.9		26.1		80.5		5.4		2.0		4		97							<0.2		1.4	
					Middle	4.4	0.4	191	27.8	27.8	7.9	7.9	29.5	29.5	72.7	72.7	4.8		4.5		4		99							<0.2		0.8	
						4.4	0.4	208	27.8		7.9		29.5		72.6		4.8		4.5		5		98							<0.2		1.0	
					Bottom	7.8	0.4	220	27.8	27.8	7.9	7.9	30.2	30.2	71.7	71.7	4.8	4.8	8.2		8		96							<0.2		1.5	
						7.8	0.4	229	27.8		7.9		30.2		71.7		4.8		8.1		7		96							<0.2		1.5	
8-Sep-16	Cloudy	Calm	16:36	8.3	Surface	1.0	0.4	227	28.8	28.8	7.9	7.9	16.7	16.7	94.5	93.7	6.6	6.0	2.8	4.5	2	6	86	93	815625	804259	N/A	N/A	N/A	<0.2	<0.2	2.6	1.4
						1.0	0.4	229	28.8		7.9		16.7		92.8		6.5		2.6		2		90							<0.2		2.2	
					Middle	4.2	0.3	184	27.8	27.8	8.0	8.0	27.6	27.5	79.7	79.7	5.4		4.0		7		92							<0.2		1.3	
						4.2	0.3	200	27.8		8.0		27.4		79.6		5.4		4.2		5		95							<0.2		1.3	
					Bottom	7.3	0.3	192	27.7	27.7	8.0	8.0	31.8	31.8	74.2	74.4	4.9	4.9	6.6		10		97							<0.2		0.6	
						7.3	0.3	201	27.7		8.0		31.8		74.5		4.9		6.7		10		99							<0.2		0.6	
10-Sep-16	Rainy	Moderate	06:39	8.0	Surface	1.0	0.4	189	28.0	28.0	7.8	7.8	10.8	10.8	87.2	87.2	6.4	5.9	1.0	1.4	6	27	68	79	815625	804247	N/A	N/A	N/A	<0.2	<0.2	3.4	2.4
						1.0	0.4	206	28.0		7.8		10.8		87.1		6.4		1.0		5		65							<0.2		3.3	
					Middle	4.0	0.5	198	28.4	28.4	7.7	7.7	16.8	16.8	75.2	75.0	5.3		1.0		4		80							<0.2		2.9	
						4.0	0.5	199	28.4		7.7		16.7		74.7		5.3		1.0		6		77							<0.2		3.0	
					Bottom	7.0	0.5	223	28.0	28.0	7.9	7.9	27.4	27.4	71.4	71.9	4.8	4.9	2.2		68		92							<0.2		0.9	
						7.0	0.5	242	28.0		7.9		27.4		72.4		4.9		2.4		72		94							<0.2		1.1	
13-Sep-16	Cloudy	Moderate	09:38	8.7	Surface	1.0	0.3	163	28.9	28.9	8.0	8.0	21.0	21.0	90.5	89.8	6.2	5.7	1.1	4.2	4	6	71	80	815626	804266	N/A	N/A	N/A	<0.2	<0.2	3.2	2.1
						1.0	0.3	176	28.9		8.0		21.0		89.0		6.1		1.0		4		68							<0.2		2.7	
					Middle	4.4	0.3	117	28.6	28.6	8.0	8.0	23.9	23.8	77.7	77.0	5.3		3.0		4		73							<0.2		2.1	
						4.4	0.4	123	28.6		8.0		23.6		76.3		5.2		3.2		5		74							<0.2		2.1	
					Bottom	7.7	0.4	88	27.9	27.9	7.9	7.9	31.0	31.0	68.0	68.1	4.5	4.5	8.4		9		94							<0.2		1.3	
						7.7	0.5	91	27.9		7.9		31.0		68.1		4.5		8.5		8		97							<0.2		0.9	
15-Sep-16	Fine	Rough	11:10	8.3	Surface	1.0	0.5	213	28.8	28.8	8.1	8.1	22.7	22.7	104.4	104.2	7.1	6.2	2.1	11.5	5	16	73	82	815634	804255	N/A	N/A	N/A	<0.2	<0.2	1.8	1.3
						1.0	0.5	220	28.8		8.1		22.7		104.0		7.1		2.2		5		71							<0.2		1.6	
					Middle	4.2	0.3	197	28.3	28.3	8.0	8.0	26.9	26.9	78.5	78.3	5.3		7.7		8		80							<0.2		1.4	
						4.2	0.3	202	28.3		8.0		26.8		78.1		5.2		7.9		6		83							<0.2		1.2	
					Bottom	7.3	0.3	235	27.7	27.7	7.9	7.9	31.6	31.6	65.8	66.0	4.3	4.4	24.4		37		92							<0.2		0.8	
						7.3	0.3	240	27.7		7.9		31.6		66.2		4.4		24.4		35		95							<0.2		0.8	
17-Sep-16	Sunny	Rough	12:39	9.0	Surface	1.0	0.6	236	29.0	29.0	7.9	7.9	25.3	25.3	77.7	77.7	5.2	4.8	2.6	10.2	7	10	86	94	815619	804234	N/A	N/A	N/A	<0.2	<0.2	1.5	1.2
						1.0	0.6	252	29.0		7.9		25.3		77.7		5.2		2.6		7		86							<0.2		1.4	
					Middle	4.5	0.4	214	28.0	28.0	8.0	8.0	28.9	28.9	66.5	66.5	4.4		5.6		8		97							<0.2		1.6	
						4.5	0.4	216	28.0		8.0		28.9		66.5		4.4		5.8		7		97							<0.2		1.3	
					Bottom	8.0	0.4	215	27.7	27.7	8.0	8.0	31.2	31.2	59.3	59.3	3.9	3.9	22.1		14		100							<0.2		0.6	
						8.0	0.4	230	27.7		8.0		31.2		59.3		3.9		22.2		16		99							<0.2		0.8	
20-Sep-16	Fine	Moderate	14:48	8.7	Surface	1.0	0.2	186	28.1	28.1	8.1	8.1	31.7	31.7	89.9	89.9	5.9	5.9	2.6	3.8	5	6	82	90	815637	804227	N/A	N/A	N/A	<0.2	<0.2	0.8	0.8
						1.0	0.2	188	28.1		8.1		31.7		89.9		5.9		2.8		5		84							<0.2		0.9	
					Middle	4.4	0.2	195	28.0	28.0	8.1	8.1	31.9	31.9	89.2	89.2	5.8		3.7		5		91							<0.2		0.8	
						4.4	0.2	203	28.0		8.1		31.9		89.2		5.8		4.0		6		89							<0.2		0.7	
					Bottom	7.7	0.2	244	28.0	28.0	8.1	8.1	32.1	32.1	89.4	89.5	5.8	5.9	4.8		8		98							<0.2		0.9	
						7.7	0.2	265	28.0		8.1		32.1		89.6		5.9		4.9		7		98							<0.2		0.8	
22-Sep-16	Fine	Calm	16:32	8.1	Surface	1.0	0.2	158	28.4	28.4	8.0	8.0	28.9	28.9	94.4	94.4	6.2	6.1	1.8	4.2	6	6	82	89	815608	804255	N/A	N/A	N/A	<0.2	<0.2	1.3	1.1
						1.0	0.2	166	28.4		8.0		28.9		94.3		6.2		1.9		5		80							<0.2		1.2	
					Middle	4.1	0.2	110	28.3	28.3	8.1	8.1	29.6	29.6	91.2	91.2	6.0		3.8		5		88							<0.2		1.0	
						4.1	0.2	114	28.3		8.1		29.5		91.1		6.0		3.9		6		91							<0.2		1.0	
					Bottom	7.1	0.2	114	28.1	28.1	8.1	8.1	31.5	31.5	90.2	90.5	5.9	5.9	7.1		8		94							<0.2		1.0	
						7.1	0.2	118	28.1		8.1		31.4		90.7		5.9		6.9		6		96							<0.2		1.0	
24-Sep-16	Fine	Calm	06:14	8.1	Surface	1.0	0.3	214	28.2	28.2	8.0	8.0	27.9	27.9	90.3	90.3	6.0	6.0	1.9	2.8	4	6	73	80	815639	804248	N/A	N/A	N/A	<0.2	<0.2	1.5	1.2
						1.0	0.3	215	28.2		8.0		27.9		90.3		6.0		2.1		3		70							<0.2		1.7	
					Middle	4.1	0.4	200	28.1	28.1	8.1	8.1	30.2	30.2	89.6	89.6	5.9		3.2		7		72							<0.2		1.0	
						4.1	0.4	219	28.1		8.1		30.2		89.6		5.9		3.1		8		80							<0.2		1.0	
					Bottom	7.1	0.4	198	28.1	28.1	8.1	8.1	31.2	31.2	89.4	89.4	5.9	5.9	3.2		5		90							<0.2		0.9	
						7.1	0.4	199	28.1		8.1		31.2		89.4		5.9		3.2		6		92							<0.2		0.9	
27-Sep-16	Fine	Calm	10:05	8.4	Surface	1.0	0.9	214	29.3	29.3	8.0	8.0	23.7	23.7	96.0	96.0	6.4	6.1	1.0	7.1	<2	4	82	92	815625	804266	N/A	N/A	N/A	<0.2	<0.2	2.4	1.5
						1.0	0.9	215	29.3		8.0		23.7		95.9		6.4		1.1		<2		84							<0.2		2.4	
					Middle	4.2	0.6	249	28.5	28.5	8.0	8.0	31.5	31.5	88.5	88.5	5.8		6.8		<2		90							<0.2		1.3	
						4.2	0.6	252	28.5		8.0		31.5		88.5		5.8		6.9		<2		92							<0.2		1.3	
					Bottom	7.4	0.4	256	28.4	28.4	8.0	8.0	31.8	31.8	88.7	88.8	5.7	5.7	13.3		8		101							<0.2		0.6	
						7.4	0.4	271	28.4		8.0		31.8		88.8		5.7		13.2		8		100							<0.2		0.8	
29-Sep-16	Fine	Rough	11:56	8.7	Surface	1.0	1.3	171	28.0	28.0	8.0	8.0	27.9	27.9	96.9	96.6	6.5	6.4	2.3	5.7	5	6	79	87	815619	804240	N/A	N/A	N/A	<0.2	<0.2	1.4	1.3
						1.0	1.4	178	28.0		8.0		27.9		96.3		6.5		2.1		6		78							<0.2		1.2	
					Middle	4.4	1.2	186	28.1	28.1	8.0	8.0	28.1	28.1	93.4	93.4	6.2		2.7		5		85							<0.2		1.4	
						4.4	1.3	191	28.1		8.0		28.1		93.3		6.2		2.7		6		88							<0.2		1.4	
					Bottom	7.7	1.0	180	28.3	28.3	8.0	8.0	32.4	32.4	93.5	94.3	6.1	6.2	12.6		6		95							<0.2		1.2	
						7.7	1.1	196	28.3		8.0		32.4		95.0		6.2		11.5		6		96							<0.2		1.4	

DA: Depth-Averaged
Calm: Small or no wave; Moderate: Between calm and rough; Rough : White capped or rougher

Expansion of Hong Kong International Airport into a Three-Runway System
Baseline Water Quality Monitoring
Water Quality Monitoring Results at C1 during Mid-Flood Tide

Date	Weather Condition	Sea Condition	Sampling Time	Water Depth (m)	Sampling Depth (m)		Current Speed (m/s)	Current Direction	Water Temperature (°C) Value	Water Temperature (°C) Average	pH Value	pH Average	Salinity (ppt) Value	Salinity (ppt) Average	DO Saturation (%) Value	DO Saturation (%) Average	Dissolved Oxygen (mg/L) Value	Dissolved Oxygen (mg/L) DA	Turbidity(NTU) Value	Turbidity(NTU) DA	Suspended Solids (mg/L) Value	Suspended Solids (mg/L) DA	Total Alkalinity (ppm) Value	Total Alkalinity (ppm) DA	Coordinate HK Grid (Northing)	Coordinate HK Grid (Easting)	Observed construction activities <100m from location	Observed construction activities >100m from location	Other Observations	Chromium (µg/L) Average	Chromium (µg/L) DA	Nickel (µg/L) Average	Nickel (µg/L) DA
1-Sep-16	Cloudy	Moderate	06:26	8.3	Surface	1.0	0.5	40	27.6	27.6	7.9	7.9	27.4	27.4	70.9	70.8	4.8	4.7	11.5	31.9	5	28	74	81	815629	804252	N/A	N/A	N/A	<0.2	<0.2	1.5	1.1
						1.0	0.5	42	27.6		7.9		27.3		70.7		4.8		12.6		3		77										
					Middle	4.2	0.6	42	27.5	27.5	7.9	7.9	28.7	28.7	69.1	69.2	4.6		26.7		25		80										
						4.2	0.6	43	27.5		7.9		28.7		69.2		4.6		27.0		26		82										
					Bottom	7.3	0.6	46	27.5	27.5	7.9	7.9	28.9	28.9	69.3	69.4	4.6	4.7	58.3		55		85							<0.2		0.8	
						7.3	0.6	47	27.5		7.9		28.9		69.5		4.7		55.2		53		89										
3-Sep-16	Cloudy	Calm	07:36	8.6	Surface	1.0	0.6	52	28.0	28.0	7.8	7.8	25.7	25.7	74.6	74.6	5.1	5.0	8.9	44.8	8	58	95	99	815639	804252	N/A	N/A	N/A	<0.2	<0.2	1.8	1.3
						1.0	0.6	56	28.0		7.8		25.7		74.6		5.1		8.9		9		92										
					Middle	4.3	0.6	44	27.9	27.9	7.9	7.9	27.6	27.6	72.6	72.6	4.9		44.0		39		96							<0.2		1.1	
						4.3	0.7	45	27.9		7.9		27.6		72.6		4.9		43.7		41		96										
					Bottom	7.6	0.7	46	27.9	27.9	7.9	7.9	28.0	28.0	73.1	73.3	4.9	4.9	81.6		124		108							<0.2		0.9	
						7.6	0.7	49	27.9		7.9		28.0		73.4		4.9		81.7		126		107										
6-Sep-16	Cloudy	Moderate	09:51	8.7	Surface	1.0	0.6	46	28.0	28.0	7.8	7.8	26.0	26.0	71.9	71.9	4.9	4.8	4.4	21.6	6	25	97	102	815604	804248	N/A	N/A	N/A	<0.2	<0.2	1.8	1.5
						1.0	0.6	46	28.0		7.8		26.0		71.9		4.9		4.6		7		99										
					Middle	4.4	0.6	49	27.8	27.8	7.9	7.9	28.9	29.0	68.6	68.6	4.6		18.5		22		104							<0.2		1.5	
						4.4	0.7	52	27.8		7.9		29.0		68.6		4.6		18.7		23		106										
					Bottom	7.7	0.6	50	27.8	27.8	7.9	7.9	29.5	29.5	69.0	69.1	4.6	4.6	41.7		47		102							<0.2		1.2	
						7.7	0.6	52	27.8		7.9		29.5		69.1		4.6		41.6		47		103										
8-Sep-16	Cloudy	Calm	11:16	8.4	Surface	1.0	0.3	53	28.2	28.2	7.8	7.8	17.0	17.0	83.5	83.5	5.9	5.3	1.2	9.1	4	11	84	91	815622	804255	N/A	N/A	N/A	<0.2	<0.2	2.5	2.0
						1.0	0.3	54	28.2		7.8		17.0		83.4		5.9		1.2		5		86										
					Middle	4.2	0.4	43	27.9	27.9	7.9	7.9	29.1	29.0	70.4	70.7	4.7		6.7		6		87							<0.2		2.5	
						4.2	0.4	46	27.9		7.9		28.8		70.9		4.7		7.1		5		92										
					Bottom	7.4	0.5	48	27.8	27.8	7.9	7.9	30.3	30.3	71.0	71.4	4.7	4.8	20.3		23		97							<0.2		1.1	
						7.4	0.5	48	27.8		7.9		30.2		71.8		4.8		18.3		25		98										
10-Sep-16	Rainy	Moderate	15:02	8.2	Surface	1.0	0.3	140	28.1	28.1	7.8	7.8	12.1	12.1	89.5	89.5	6.5	5.9	1.1	4.5	4	8	76	85	815631	804259	N/A	N/A	N/A	<0.2	<0.2	3.5	2.3
						1.0	0.3	141	28.1		7.8		12.1		89.4		6.5		1.2		3		75										
					Middle	4.1	0.3	134	28.3	28.3	7.7	7.7	20.3	20.3	74.4	74.5	5.2		1.3		3		80							<0.2		2.8	
						4.1	0.3	142	28.3		7.7		20.3		74.6		5.2		1.3		2		77										
					Bottom	7.2	0.3	147	27.7	27.7	8.0	8.0	31.6	31.6	70.9	71.0	4.7	4.7	11.2		18		99							<0.2		0.7	
						7.2	0.3	147	27.7		8.0		31.6		71.0		4.7		11.0		18		101										
13-Sep-16	Cloudy	Moderate	17:19	8.8	Surface	1.0	0.6	192	29.9	29.9	8.1	8.1	19.1	19.1	107.1	106.9	7.3	6.8	3.0	6.1	4	6	73	83	815630	804239	N/A	N/A	N/A	<0.2	<0.2	3.5	2.8
						1.0	0.6	198	29.9		8.1		19.1		106.6		7.3		3.0		5		76										
					Middle	4.4	0.5	214	28.8	28.8	8.0	8.0	22.8	22.8	91.8	91.3	6.2		2.8		6		82							<0.2		2.9	
						4.4	0.6	220	28.8		8.0		22.8		90.7		6.2		3.0		7		86										
					Bottom	7.8	0.6	216	28.1	28.1	8.0	8.0	28.6	29.2	66.4	66.6	4.4	4.4	11.8		7		92							<0.2		1.9	
						7.8	0.6	236	28.0		7.9		29.7		66.7		4.4		12.7		6		91										
15-Sep-16	Fine	Rough	18:11	8.9	Surface	1.0	1.0	217	28.8	28.8	8.0	8.0	24.3	24.3	92.0	91.9	6.2	5.9	14.5	15.5	21	23	71	80	815628	804237	N/A	N/A	N/A	<0.2	<0.2	1.5	1.4
						1.0	1.0	226	28.8		8.0		24.3		91.8		6.2		14.5		22		72										
					Middle	4.5	0.9	221	28.5	28.5	7.9	7.9	25.7	25.7	83.0	82.9	5.6		17.0		22		78							<0.2		1.5	
						4.5	0.9	224	28.5		7.9		25.6		82.8		5.6		16.9		22		81										
					Bottom	7.9	0.7	219	28.3	28.3	7.9	7.9	27.7	27.7	77.2	77.3	5.2	5.2	15.1		25		87							<0.2		1.3	
						7.9	0.7	230	28.3		7.9		27.7		77.3		5.2		15.1		26		90										
17-Sep-16	Sunny	Rough	06:18	9.0	Surface	1.0	0.7	82	28.3	28.3	7.9	7.9	25.0	25.0	71.1	71.1	4.8	4.4	4.4	11.5	7	20	86	97	815610	804245	N/A	N/A	N/A	<0.2	<0.2	1.4	1.0
						1.0	0.7	87	28.3		7.9		25.0		71.1		4.8		4.7		6		86										
					Middle	4.5	0.6	102	27.7	27.7	7.9	7.9	30.7	30.7	59.4	59.4	3.9		10.7		18		102							<0.2		0.9	
						4.5	0.6	108	27.7		7.9		30.7		59.4		3.9		10.8		18		101										
					Bottom	8.0	0.4	112	27.6	27.6	7.9	7.9	31.6	31.6	60.2	60.3	4.0	4.0	19.2		34		104							<0.2		0.8	
						8.0	0.5	121	27.6		7.9		31.6		60.3		4.0		19.1		34		104										
20-Sep-16	Rainy	Moderate	08:59	9.1	Surface	1.0	0.7	48	28.0	28.0	8.1	8.1	31.4	31.4	85.1	85.1	5.6	5.6	9.6	14.0	10	14	79	86	815612	804256	N/A	N/A	N/A	<0.2	<0.2	1.1	1.1
						1.0	0.8	50	28.0		8.1		31.4		85.1		5.6		9.3		8		77										
					Middle	4.6	0.8	51	28.0	28.0	8.1	8.1	31.4	31.4	85.0	85.1	5.6		14.0		9		84							<0.2		1.2	
						4.6	0.8	52	28.0		8.1		31.3		85.1		5.6		13.6		9		85										
					Bottom	8.1	0.7	51	28.0	28.0	8.1	8.1	31.9	31.9	84.9	85.0	5.6	5.6	18.2		23		94							<0.2		1.1	
						8.1	0.7	54	28.0		8.1		31.9		85.0		5.6		19.5		25		96										
22-Sep-16	Fine	Calm	10:56	8.3	Surface	1.0	0.5	43	28.3	28.3	8.0	8.0	29.8	29.8	87.7	87.7	5.8	5.8	3.5	13.8	6	9	80	87	815600	804258	N/A	N/A	N/A	<0.2	<0.2	1.8	1.8
						1.0	0.6	44	28.3		8.0		29.7		87.7		5.8		3.6		6		80										
					Middle	4.2	0.6	44	28.2	28.2	8.0	8.0	30.1	30.1	87.7	87.7	5.8		10.3		6		87							<0.2		1.9	
						4.2	0.6	47	28.2		8.0		30.1		87.7		5.8		10.3		8		88										
					Bottom	7.3	0.5	51	28.2	28.2	8.0	8.0	30.5	30.5	87.7	87.7	5.8	5.8	27.3		13		93							<0.2		1.6	
						7.3	0.5	53	28.2		8.0		30.5		87.7		5.8		27.5		14		94										
24-Sep-16	Fine	Calm	14:02	7.8	Surface	1.0	0.5	89	28.4	28.4	8.0	8.0	28.5	28.5	91.8	91.8	6.1	6.1	1.7	2.7	4	6	75	85	815620	804253	N/A	N/A	N/A	<0.2	<0.2	1.6	1.4
						1.0	0.5	89	28.4		8.0		28.5		91.8		6.1		1.7		6		77										
					Middle	3.9	0.6	59	28.2	28.2	8.1	8.1	29.6	29.6	91.3	91.3	6.0		2.8		6		78							<0.2		1.5	
						3.9	0.7	61	28.2		8.1		29.6		91.3		6.1		3.0		8		80										
					Bottom	6.8	0.6	55	28.1	28.1	8.1	8.1	30.6	30.6	93.8	93.9	6.2	6.2	3.5		6		99							<0.2		1.1	
						6.8	0.6	59	28.1		8.1		30.6		93.9		6.2		3.6		7		102										
27-Sep-16	Fine	Calm	17:22	8.6	Surface	1.0	0.9	223	29.5	29.5	8.0	8.0	23.1	23.2	95.9	95.7	6.4	6.2	1.1	6.6	3	3	80	88	815601	804242	N/A	N/A	N/A	<0.2	<0.2	2.4	2.0
						1.0	0.9	232	29.5		8.0		23.2		95.5		6.4		1.0		4		82										
					Middle	4.3	0.8	215	29.0	29.0	8.0	8.0	27.3	27.3	91.1	91.1	6.0		3.8		2		85							<0.2		1.8	
						4.3	0.8	223	29.0		8.0		27.3		91.0		6.0		3.7		3		88										
					Bottom	7.6	0.8	205	28.7	28.7	8.0	8.0	29.9	29.9	88.9	88.9	5.8	5.8	15.0		3		96							<0.2		1.8	
						7.6	0.9	213	28.7		8.0		29.9		88.9		5.8		15.2		3		96										
29-Sep-16	Fine	Rough	18:02	8.9	Surface	1.0	0.6	184	28.4	28.4	8.0	8.0	28.9	28.9	94.4	94.4	6.2	6.1	1.8	4.2	6	8	80	86	815621	804244	N/A	N/A	N/A	<0.2	<0.2	2.1	2.0
						1.0	0.6	185	28.4		8.0		28.9		94.3		6.2		1.9		6		78										
					Middle	4.5	0.5	205	28.3	28.3	8.1	8.1	29.6	29.6	91.2	91.2	6.0		3.8		8		86							<0.2		2.0	
						4.5	0.6	223	28.3		8.1		29.5		91.1		6.0		3.9		8		87										
					Bottom	7.9	0.5	214	28.1	28.1	8.1	8.1	31.5	31.5	90.2	90.5	5.9	5.9	7.1		9		92							<0.2		1.9	
						7.9	0.5	218	28.1		8.1		31.4		90.7		5.9		6.9		8		94										

DA: Depth-Averaged
Calm: Small or no wave; Moderate: Between calm and rough; Rough : White capped or rougher

Expansion of Hong Kong International Airport into a Three-Runway System
Baseline Water Quality Monitoring
Water Quality Monitoring Results at C2 during Mid-Ebb Tide

Date	Weather Condition	Sea Condition	Sampling Time	Water Depth (m)	Sampling Depth (m)		Current Speed (m/s)	Current Direction	Water Temperature (°C) Value	Water Temperature (°C) Average	pH Value	pH Average	Salinity (ppt) Value	Salinity (ppt) Average	DO Saturation (%) Value	DO Saturation (%) Average	Dissolved Oxygen (mg/L) Value	Dissolved Oxygen (mg/L) DA	Turbidity(NTU) Value	Turbidity(NTU) DA	Suspended Solids (mg/L) Value	Suspended Solids (mg/L) DA	Total Alkalinity (ppm) Value	Total Alkalinity (ppm) DA	Coordinate HK Grid (Northing)	Coordinate HK Grid (Easting)	Observed construction activities <100m from location	Observed construction activities >100m from location	Other Observations	Chromium (µg/L) Value	Chromium (µg/L) DA	Nickel (µg/L) Value	Nickel (µg/L) DA
1-Sep-16	Cloudy	Moderate	11:24	13.3	Surface	1.0	0.4	132	26.2	26.2	7.8	7.8	22.5	22.5	70.5	70.5	5.0	4.9	7.0	8.4	7	7	85	89	825671	806962	N/A	N/A	N/A	<0.2	<0.2	1.4	1.3
						1.0	0.4	133	26.2		7.8		22.5		70.4		5.0		7.1			7	85							<0.2		1.1	
					Middle	6.7	0.6	172	26.1	26.1	7.8	7.8	22.7	22.7	67.6	67.6	4.8		8.8			6	90							<0.2		1.3	
						6.7	0.6	175	26.1		7.8		22.7		67.6		4.8		8.8			6	90							<0.2		1.4	
					Bottom	12.3	0.4	156	26.0	26.0	7.8	7.8	24.6	24.6	70.3	70.3	5.0	5.0	9.4			8	93							<0.2		1.1	
						12.3	0.5	161	26.0		7.8		24.6		70.3		5.0		9.4			8	92							<0.2		1.2	
3-Sep-16	Cloudy	Moderate	12:32	12.9	Surface	1.0	0.2	133	26.5	26.5	7.8	7.8	27.7	27.7	69.7	69.7	4.8	4.8	10.6	10.0	12	10	81	88	825686	806963	N/A	N/A	N/A	<0.2	<0.2	2.0	1.9
						1.0	0.2	135	26.5		7.8		27.7		69.7		4.8		10.6			11	83							<0.2		2.1	
					Middle	6.5	0.4	84	26.4	26.4	7.8	7.8	28.1	28.1	70.5	70.5	4.8		10.1			13	89							<0.2		1.9	
						6.5	0.4	92	26.4		7.8		28.1		70.5		4.9		10.0			12	90							<0.2		1.8	
					Bottom	11.9	0.4	53	26.3	26.3	7.8	7.8	29.7	29.7	72.7	72.7	5.0	5.0	9.4			14	92							<0.2		1.9	
						11.9	0.4	58	26.3		7.8		29.7		72.7		5.0		9.4			13	92							<0.2		1.8	
6-Sep-16	Cloudy	Moderate	14:08	12.8	Surface	1.0	0.3	181	26.8	26.8	7.7	7.7	20.8	20.8	72.3	72.3	5.2	5.0	3.8	8.3	9	3	82	88	825673	806936	N/A	N/A	N/A	<0.2	<0.2	2.4	1.9
						1.0	0.3	195	26.8		7.7		20.8		72.3		5.2		3.8			2	84							<0.2		2.4	
					Middle	6.4	0.3	159	26.4	26.4	7.7	7.7	24.3	24.3	67.5	67.6	4.7		11.5			9	90							<0.2		2.0	
						6.4	0.3	163	26.4		7.7		24.3		67.6		4.8		11.4			8	90							<0.2		1.8	
					Bottom	11.8	0.2	190	26.2	26.2	7.8	7.8	26.0	26.0	70.0	70.0	4.9	4.9	9.6			14	92							<0.2		1.6	
						11.8	0.2	190	26.2		7.8		26.0		70.0		4.9		9.6			15	92							<0.2		1.3	
8-Sep-16	Cloudy	Moderate	15:23	13.1	Surface	1.0	0.3	138	27.0	27.0	7.8	7.8	15.4	15.4	76.3	76.3	5.6	5.2	3.0	3.5	4	4	81	88	825695	806931	N/A	N/A	N/A	<0.2	<0.2	2.9	2.7
						1.0	0.3	148	27.0		7.8		15.4		76.3		5.6		3.0			3	84							<0.2		3.0	
					Middle	6.6	0.3	107	26.4	26.4	7.7	7.7	22.1	22.1	66.3	66.3	4.7		3.7			4	89							<0.2		2.8	
						6.6	0.3	113	26.4		7.7		22.1		66.3		4.7		3.7			2	90							<0.2		2.5	
					Bottom	12.1	0.3	148	26.3	26.3	7.7	7.7	23.4	23.4	68.5	68.5	4.9	4.9	3.9			4	92							<0.2		2.4	
						12.1	0.3	151	26.3		7.7		23.4		68.5		4.9		3.9			5	93							<0.2		2.4	
10-Sep-16	Rainy	Moderate	08:13	10.4	Surface	1.0	0.3	161	26.7	26.7	7.7	7.7	11.9	11.9	73.9	73.8	5.5	5.1	4.3	3.9	4	3	85	89	825690	806949	N/A	N/A	N/A	<0.2	<0.2	3.0	2.3
						1.0	0.3	171	26.7		7.7		11.9		73.7		5.5		4.3			5	83							<0.2		2.7	
					Middle	5.2	0.2	220	26.3	26.3	7.8	7.8	20.4	20.4	63.8	63.8	4.6		3.7			4	90							<0.2		2.4	
						5.2	0.2	224	26.3		7.8		20.4		63.8		4.6		3.7			4	90							<0.2		2.3	
					Bottom	9.4	0.3	211	26.1	26.1	7.8	7.8	25.0	25.0	66.6	66.6	4.7	4.7	3.6			4	93							<0.2		1.8	
						9.4	0.3	230	26.1		7.8		25.0		66.6		4.7		3.6			4	92							<0.2		1.6	
13-Sep-16	Cloudy	Moderate	11:30	12.3	Surface	1.0	0.4	255	26.9	26.9	8.0	8.0	20.4	20.4	76.7	76.5	5.5	5.0	2.2	2.5	4	3	82	88	825698	806964	N/A	N/A	N/A	<0.2	<0.2	3.8	2.6
						1.0	0.4	273	26.9		8.0		20.4		76.2		5.4		2.2			4	82							<0.2		3.6	
					Middle	6.2	0.4	272	26.8	26.8	7.9	7.9	21.9	22.2	64.5	64.3	4.6		2.4			3	90							<0.2		2.1	
						6.2	0.5	280	26.8		7.9		22.4		64.0		4.5		2.5			5	89							<0.2		2.0	
					Bottom	11.3	0.4	284	25.6	25.6	7.9	7.9	30.6	30.6	61.8	61.8	4.3	4.3	2.9			4	93							<0.2		2.0	
						11.3	0.4	311	25.6		7.9		30.6		61.8		4.3		2.9			4	92							<0.2		1.9	
15-Sep-16	Cloudy	Rough	13:29	10.8	Surface	1.0	0.4	279	27.4	27.4	8.0	8.0	18.5	18.5	91.0	91.0	6.5	6.4	2.8	2.4	4	4	83	89	825668	806963	N/A	N/A	N/A	<0.2	<0.2	3.1	2.6
						1.0	0.4	280	27.4		8.0		18.5		91.0		6.5		2.8			4	85							<0.2		3.0	
					Middle	5.4	0.5	269	26.6	26.6	8.0	8.0	23.5	23.5	89.3	89.4	6.3		2.3			4	91							<0.2		2.5	
						5.4	0.6	285	26.6		8.0		23.5		89.4		6.3		2.3			4	89							<0.2		2.2	
					Bottom	9.8	0.3	229	26.4	26.4	8.0	8.0	23.9	23.9	87.7	87.7	6.2	6.2	2.2			5	93							<0.2		2.2	
						9.8	0.3	238	26.4		8.0		23.9		87.7		6.2		2.2			4	92							<0.2		2.3	
17-Sep-16	Fine	Moderate	11:27	12.9	Surface	1.0	0.3	143	27.0	27.0	7.8	7.8	24.4	24.4	73.3	73.3	5.1	5.0	6.5	16.0	16	6	80	88	825699	806953	N/A	N/A	N/A	<0.2	<0.2	2.2	2.0
						1.0	0.3	156	27.0		7.8		24.4		73.2		5.1		6.6			5	82							<0.2		2.5	
					Middle	6.5	0.3	160	26.4	26.4	7.8	7.8	25.3	25.3	68.1	68.1	4.8		13.8			10	89							<0.2		2.1	
						6.5	0.3	168	26.4		7.8		25.3		68.1		4.8		13.9			10	90							<0.2		1.9	
					Bottom	11.9	0.3	183	25.8	25.8	7.9	7.9	27.9	27.9	65.5	65.7	4.6	4.6	27.9			31	92							<0.2		1.5	
						11.9	0.3	187	25.7		7.9		27.9		65.8		4.6		27.2			32	94							<0.2		1.5	
20-Sep-16	Cloudy	Calm	13:29	12.8	Surface	1.0	0.3	117	26.2	26.2	7.9	7.9	25.3	25.3	77.0	77.0	5.4	5.4	8.7	18.2	18	8	81	88	825682	806937	N/A	N/A	N/A	<0.2	<0.2	2.6	2.3
						1.0	0.3	122	26.2		7.9		25.3		77.0		5.4		8.7			10	82							<0.2		2.7	
					Middle	6.4	0.3	96	26.2	26.2	7.9	7.9	26.0	26.0	76.8	76.9	5.4		15.1			14	90							<0.2		2.3	
						6.4	0.3	105	26.2		7.9		26.0		76.9		5.4		15.1			13	89							<0.2		2.2	
					Bottom	11.8	0.2	101	26.2	26.2	7.9	7.9	26.6	26.6	78.0	78.1	5.4	5.4	30.7			32	92							<0.2		1.7	
						11.8	0.2	108	26.2		7.9		26.6		78.1		5.4		30.8			30	92							<0.2		2.1	
22-Sep-16	Cloudy	Moderate	15:22	12.7	Surface	1.0	0.4	76	26.7	26.7	7.8	7.8	25.0	25.0	77.1	77.1	5.4	5.3	5.0	10.9	12	5	83	87	825692	806929	N/A	N/A	N/A	<0.2	<0.2	2.0	1.9
						1.0	0.4	83	26.7		7.8		25.0		77.0		5.4		5.1			5	83							<0.2		2.0	
					Middle	6.4	0.4	106	26.2	26.2	7.8	7.8	27.3	27.3	74.5	74.6	5.2		8.7			8	85							<0.2		1.7	
						6.4	0.4	114	26.2		7.8		27.3		74.6		5.2		8.7			8	87							<0.2		1.9	
					Bottom	11.7	0.3	108	26.2	26.2	7.8	7.8	28.1	28.1	74.3	74.5	5.1	5.2	19.2			25	93							<0.2		2.1	
						11.7	0.3	117	26.2		7.8		28.1		74.7		5.2		18.6			23	93							<0.2		1.6	
24-Sep-16	Fine	Moderate	07:40	11.3	Surface	1.0	0.7	183	26.5	26.5	7.8	7.8	25.8	25.8	76.1	76.1	5.3	5.3	3.6	7.3	5	3	85	89	825682	806926	N/A	N/A	N/A	<0.2	<0.2	3.8	2.9
						1.0	0.7	191	26.5		7.8		25.8		76.1		5.3		3.6			5	84							<0.2		4.0	
					Middle	5.7	0.7	177	26.3	26.3	7.9	7.9	29.3	29.3	76.0	76.0	5.2		5.3			4	89							<0.2		2.8	
						5.7	0.7	183	26.3		7.9		29.3		76.0		5.2		5.3			4	91							<0.2		2.8	
					Bottom	10.3	0.4	161	26.3	26.3	7.8	7.8	29.9	30.0	75.3	75.5	5.1	5.2	12.7			7	93							<0.2		2.2	
						10.3	0.5	175	26.2		7.8		30.0		75.6		5.2		13.0			9	92							<0.2		1.9	
27-Sep-16	Fine	Moderate	12:16	11.7	Surface	1.0	0.4	283	27.5	27.5	7.9	7.9	22.0	22.0	91.6	91.6	6.4	6.3	1.2	4.0	<2	<2	81	88	825662	806952	N/A	N/A	N/A	<0.2	<0.2	2.9	2.8
						1.0	0.4	289	27.5		7.9		22.0		91.5		6.4		1.2			<2	82							<0.2		2.7	
					Middle	5.9	0.4	268	27.2	27.2	7.8	7.8	23.9	23.9	87.6	87.6	6.1		2.1			<2	90							<0.2		2.7	
						5.9	0.4	276	27.2		7.8		23.9		87.6		6.1		2.1			<2	89							<0.2		2.6	
					Bottom	10.7	0.4	235	26.7	26.7	7.8	7.8	28.6	28.6	78.8	78.9	5.4	5.4	8.8			<2	92							<0.2		2.8	
						10.7	0.4	238	26.7		7.8		28.6		78.9		5.4		8.8			<2	92							<0.2		2.8	
29-Sep-16	Cloudy	Moderate	13:12	11.9	Surface	1.0	0.4	134	26.1	26.2	7.9	7.9	26.1	26.1	91.1	91.1	6.4	6.3	4.8	4.8	6	5	83	88	825698	806954	N/A	N/A	N/A	<0.2	<0.2	2.0	2.0
						1.0	0.4	144	26.2		7.9		26.1		91.1		6.4		4.8			4	83							<0.2		2.5	
					Middle	6.0	0.3	140	26.3	26.3	7.9	7.9	27.2	27.2	87.7	87.7	6.1		4.2			6	90							<0.2		1.9	
						6.0	0.3	149	26.3		7.9		27.2		87.6		6.1		4.3			6	90							<0.2		2.1	
					Bottom	10.9	0.3	168	26.5	26.5	7.9	7.9	29.2	29.2	85.4	85.7	5.8	5.9	5.3			8	92							<0.2		1.6	
						10.9	0.3	180	26.5		7.9		29.2		85.9		5.9		5.5			9	92							<0.2		1.9	

DA: Depth-Averaged
Calm: Small or no wave; Moderate: Between calm and rough; Rough : White capped or rougher

Expansion of Hong Kong International Airport into a Three-Runway System
Baseline Water Quality Monitoring
Water Quality Monitoring Results at C2 during Mid-Flood Tide

Date	Weather Condition	Sea Condition	Sampling Time	Water Depth (m)	Sampling Depth (m)		Current Speed (m/s)	Current Direction	Water Temperature (°C) Value	Water Temperature (°C) Average	pH Value	pH Average	Salinity (ppt) Value	Salinity (ppt) Average	DO Saturation (%) Value	DO Saturation (%) Average	Dissolved Oxygen (mg/L) Value	Dissolved Oxygen (mg/L) DA	Turbidity(NTU) Value	Turbidity(NTU) DA	Suspended Solids (mg/L) Value	Suspended Solids (mg/L) DA	Total Alkalinity (ppm) Value	Total Alkalinity (ppm) DA	Coordinate HK Grid (Northing)	Coordinate HK Grid (Easting)	Observed construction activities <100m from location	Observed construction activities >100m from location	Other Observations	Chromium (µg/L) Average	Chromium (µg/L) DA	Nickel (µg/L) Average	Nickel (µg/L) DA
1-Sep-16	Rainy	Moderate	07:05	13.2	Surface	1.0	0.5	254	26.5	26.5	7.8	7.8	20.1	20.1	70.0	70.0	5.0	4.7	4.7	10.6	3	5	83	89	825680	806957	N/A	N/A	N/A	<0.2	<0.2	2.0	1.9
						1.0	0.5	255	26.5		7.8		20.1		70.0		5.0		4.8		3		85										
					Middle	6.6	1.0	284	26.2	26.2	7.8	7.8	24.6	24.6	62.8	62.9	4.4		9.5		5		92							<0.2		2.1	
						6.6	1.0	307	26.2		7.8		24.6		62.9		4.4		9.6		4		90										
					Bottom	12.2	0.5	279	26.1	26.1	7.8	7.8	25.4	25.4	65.9	66.0	4.6	4.6	17.4		6		93							<0.2		1.5	
						12.2	0.6	292	26.1		7.8		25.4		66.1		4.6		17.4		8		92										
3-Sep-16	Cloudy	Moderate	08:21	13.2	Surface	1.0	0.6	260	26.9	26.9	7.7	7.7	19.3	19.3	70.4	70.4	5.0	4.9	4.5	8.0	5	5	84	89	825665	806933	N/A	N/A	N/A	<0.2	<0.2	2.8	2.5
						1.0	0.7	261	26.9		7.7		19.3		70.3		5.0		4.5		5		85										
					Middle	6.6	0.6	258	26.8	26.8	7.7	7.7	21.5	21.5	67.2	67.2	4.8		5.8		5		88							<0.2		2.6	
						6.6	0.6	271	26.8		7.7		21.5		67.2		4.8		5.8		4		90										
					Bottom	12.2	0.5	255	26.6	26.6	7.8	7.8	23.4	23.4	67.2	67.2	4.7	4.7	13.6		6		92							<0.2		2.3	
						12.2	0.6	268	26.6		7.8		23.4		67.2		4.7		13.9		5		92										
6-Sep-16	Cloudy	Moderate	10:26	12.6	Surface	1.0	0.3	147	26.3	26.3	7.9	7.9	24.3	24.3	67.9	67.9	4.8	4.8	10.1	19.0	5	6	85	89	825687	806945	N/A	N/A	N/A	<0.2	<0.2	3.3	2.5
						1.0	0.4	147	26.3		7.9		24.3		67.9		4.8		10.1		7		86										
					Middle	6.3	0.5	176	26.2	26.2	7.9	7.9	26.0	26.0	69.2	69.3	4.8		17.0		5		89							<0.2		2.2	
						6.3	0.5	189	26.2		7.9		26.0		69.3		4.8		17.5		5		90										
					Bottom	11.6	0.4	219	26.2	26.2	7.9	7.9	26.6	26.6	72.6	72.6	5.1	5.1	29.6		7		92							<0.2		1.9	
						11.6	0.4	219	26.2		7.9		26.6		72.6		5.1		29.6		8		93										
8-Sep-16	Cloudy	Moderate	12:42	12.3	Surface	1.0	0.4	192	27.3	27.3	7.7	7.7	13.8	13.8	72.4	72.4	5.3	5.0	3.5	3.3	5	5	83	88	825697	806933	N/A	N/A	N/A	<0.2	<0.2	3.8	3.1
						1.0	0.5	192	27.3		7.7		13.8		72.3		5.3		3.6		5		83										
					Middle	6.2	0.5	210	26.5	26.5	7.8	7.8	21.5	21.5	64.1	64.1	4.6		3.3		4		89							<0.2		3.3	
						6.2	0.5	222	26.5		7.8		21.5		64.1		4.6		3.3		5		91										
					Bottom	11.3	0.4	224	26.3	26.3	7.8	7.8	23.8	23.8	63.2	63.2	4.5	4.5	3.1		4		92							<0.2		2.2	
						11.3	0.5	241	26.3		7.8		23.8		63.2		4.5		3.1		6		92										
10-Sep-16	Rainy	Moderate	13:26	11.7	Surface	1.0	0.7	176	26.8	26.8	7.7	7.7	14.0	14.0	76.4	76.4	5.7	5.2	4.8	4.0	5	5	80	88	825681	806954	N/A	N/A	N/A	<0.2	<0.2	3.8	3.6
						1.0	0.8	179	26.8		7.7		14.0		76.4		5.7		4.8		4		81										
					Middle	5.9	0.4	174	26.4	26.4	7.8	7.8	19.5	19.5	63.7	63.7	4.6		4.0		4		90							<0.2		3.1	
						5.9	0.4	180	26.4		7.8		19.5		63.7		4.6		4.0		6		91										
					Bottom	10.7	0.3	186	26.0	26.0	7.8	7.8	25.6	25.6	57.2	57.2	4.0	4.0	3.1		4		91							<0.2		4.0	
						10.7	0.3	202	26.0		7.8		25.6		57.2		4.0		3.1		5		92										
13-Sep-16	Cloudy	Moderate	16:07	10.2	Surface	1.0	0.4	73	27.2	27.2	7.9	7.9	19.6	19.6	77.9	77.9	5.5	5.1	4.2	4.4	6	7	82	88	825673	806941	N/A	N/A	N/A	<0.2	<0.2	5.5	4.0
						1.0	0.4	76	27.2		7.9		19.6		77.9		5.5		4.2		6		81										
					Middle	5.1	0.2	96	26.7	26.7	7.9	7.9	25.5	25.5	67.6	67.6	4.7		3.3		6		89							<0.2		4.2	
						5.1	0.3	96	26.7		7.9		25.5		67.6		4.7		3.3		6		89										
					Bottom	9.2	0.3	115	26.0	26.0	7.9	7.9	29.4	29.4	58.2	58.2	4.0	4.0	5.8		8		93							<0.2		2.4	
						9.2	0.3	122	26.0		7.9		29.4		58.2		4.0		5.8		8		92										
15-Sep-16	Cloudy	Moderate	17:00	11.2	Surface	1.0	1.3	132	27.1	27.1	8.0	8.0	19.4	19.4	89.5	89.5	6.4	6.0	3.4	6.8	3	4	81	88	825694	806946	N/A	N/A	N/A	<0.2	<0.2	2.1	2.3
						1.0	1.3	137	27.1		8.0		19.4		89.5		6.4		3.5		4		82										
					Middle	5.6	0.7	132	26.5	26.5	8.0	8.0	22.5	22.5	78.1	78.1	5.5		7.2		3		89							<0.2		2.1	
						5.6	0.7	138	26.5		8.0		22.5		78.1		5.5		7.2		4		90										
					Bottom	10.2	0.6	118	26.1	26.1	7.9	7.9	24.9	24.9	77.8	77.8	5.5	5.5	9.6		6		93							<0.2		2.9	
						10.2	0.7	124	26.1		7.9		24.9		77.8		5.5		9.6		5		92										
17-Sep-16	Fine	Moderate	07:55	12.0	Surface	1.0	0.3	116	27.0	27.0	7.7	7.8	24.8	24.9	74.9	74.9	5.2	5.2	5.3	8.1	6	8	82	88	825662	806926	N/A	N/A	N/A	<0.2	<0.2	2.0	1.9
						1.0	0.3	118	27.0		7.8		24.9		74.9		5.2		5.3		5		82										
					Middle	6.0	0.3	74	26.9	26.9	7.8	7.8	25.3	25.3	74.9	74.9	5.2		5.9		7		88							<0.2		2.0	
						6.0	0.3	75	26.9		7.8		25.3		74.8		5.2		6.2		8		90										
					Bottom	11.0	0.3	97	26.8	26.8	7.8	7.8	26.0	26.0	72.8	73.1	5.0	5.1	13.1		9		91							<0.2		1.7	
						11.0	0.3	103	26.8		7.8		26.0		73.4		5.1		12.7		10		93										
20-Sep-16	Cloudy	Rough	10:56	13.2	Surface	1.0	0.5	88	26.1	26.1	8.0	8.0	24.9	24.9	77.7	77.8	5.5	5.5	10.0	13.7	7	12	82	88	825666	806947	N/A	N/A	N/A	<0.2	<0.2	2.8	2.7
						1.0	0.5	91	26.1		8.0		24.9		77.8		5.5		10.2		7		85										
					Middle	6.6	0.5	65	26.1	26.1	8.0	8.0	25.6	25.6	78.0	78.0	5.5		15.1		10		90							<0.2		2.6	
						6.6	0.5	65	26.1		8.0		25.6		78.0		5.5		15.2		9		89										
					Bottom	12.2	0.5	234	26.1	26.1	8.0	8.0	25.8	25.8	80.4	81.5	5.6	5.7	16.1		18		92							<0.2		2.8	
						12.2	0.6	248	26.1		8.0		25.8		82.5		5.8		15.4		19		92										
22-Sep-16	Cloudy	Moderate	12:26	12.2	Surface	1.0	0.5	259	26.7	26.7	7.8	7.8	24.0	24.0	77.8	77.8	5.5	5.2	4.0	17.6	6	17	85	90	825669	806938	N/A	N/A	N/A	<0.2	<0.2	2.8	2.4
						1.0	0.6	266	26.7		7.8		24.0		77.7		5.4		4.0		7		86										
					Middle	6.1	0.6	265	26.2	26.2	7.9	7.9	28.0	28.0	72.0	72.0	5.0		12.5		9		90							<0.2		2.3	
						6.1	0.6	287	26.2		7.9		28.0		72.0		5.0		12.6		10		89										
					Bottom	11.2	0.5	270	26.2	26.2	7.9	7.9	29.7	29.7	71.7	71.8	4.9	4.9	36.2		37		94							<0.2		2.1	
						11.2	0.5	275	26.2		7.9		29.7		71.8		4.9		36.0		35		93										
24-Sep-16	Cloudy	Moderate	13:06	11.5	Surface	1.0	0.4	255	26.7	26.7	7.8	7.8	22.1	22.1	77.3	77.3	5.5	5.3	3.8	7.5	5	8	82	88	825686	806927	N/A	N/A	N/A	<0.2	<0.2	3.1	2.6
						1.0	0.5	267	26.7		7.8		22.1		77.3		5.5		3.9		5		83										
					Middle	5.8	0.5	260	26.3	26.3	7.9	7.9	28.3	28.3	74.5	74.5	5.1		7.0		6		89							<0.2		2.6	
						5.8	0.5	268	26.3		7.9		28.3		74.5		5.1		7.0		6		90										
					Bottom	10.5	0.4	245	26.2	26.2	7.9	7.9	30.0	30.0	73.5	73.6	5.0	5.0	11.5		13		93							<0.2		2.2	
						10.5	0.4	260	26.2		7.9		30.0		73.7		5.0		11.5		12		92										
27-Sep-16	Fine	Moderate	15:54	11.2	Surface	1.0	0.5	95	27.8	27.8	7.8	7.8	20.8	20.8	87.1	87.1	6.1	5.8	3.4	7.8	2	3	81	88	825697	806961	N/A	N/A	N/A	<0.2	<0.2	2.9	2.9
						1.0	0.5	98	27.8		7.8		20.8		87.1		6.1		3.4		4		82										
					Middle	5.6	0.6	75	26.8	26.8	7.8	7.8	29.0	29.0	79.8	79.8	5.4		9.0		3		89							<0.2		3.0	
						5.6	0.7	76	26.8		7.8		29.0		79.8		5.4		9.0		3		90										
					Bottom	10.2	0.9	63	26.5	26.5	7.8	7.8	29.9	29.9	80.2	80.2	5.5	5.5	11.0		4		92							<0.2		2.9	
						10.2	0.9	67	26.5		7.8		29.9		80.2		5.5		11.0		3		92										
29-Sep-16	Cloudy	Rough	16:53	11.2	Surface	1.0	0.5	119	26.3	26.3	7.9	7.9	24.9	24.9	90.9	90.9	6.4	6.2	4.4	7.0	6	7	81	87	825673	806954	N/A	N/A	N/A	<0.2	<0.2	2.5	2.4
						1.0	0.5	129	26.3		7.9		24.9		90.8		6.4		4.5		5		81										
					Middle	5.6	0.4	102	26.4	26.4	7.9	7.9	27.2	27.2	86.6	86.6	6.0		7.8		8		89							<0.2		2.5	
						5.6	0.4	108	26.4		7.9		27.1		86.5		6.0		7.8		8		90										
					Bottom	10.2	0.8	87	26.5	26.5	7.9	7.9	29.0	29.0	88.1	88.1	6.0	6.0	8.8		7		91							<0.2		2.1	
						10.2	0.9	89	26.5		7.9		29.0		88.1		6.0		8.8		7		91										

DA: Depth-Averaged
Calm: Small or no wave; Moderate: Between calm and rough; Rough : White capped or rougher

Expansion of Hong Kong International Airport into a Three-Runway System
Baseline Water Quality Monitoring
Water Quality Monitoring Results at C3 during Mid-Ebb Tide

Date	Weather Condition	Sea Condition	Sampling Time	Water Depth (m)	Sampling Depth (m)		Current Speed (m/s)	Current Direction	Water Temperature (°C) Value	Water Temperature (°C) Average	pH Value	pH Average	Salinity (ppt) Value	Salinity (ppt) Average	DO Saturation (%) Value	DO Saturation (%) Average	Dissolved Oxygen (mg/L) Value	Dissolved Oxygen (mg/L) DA	Turbidity(NTU) Value	Turbidity(NTU) DA	Suspended Solids (mg/L) Value	Suspended Solids (mg/L) DA	Total Alkalinity (ppm) Value	Total Alkalinity (ppm) DA	Coordinate HK Grid (Northing)	Coordinate HK Grid (Easting)	Observed construction activities <100m from location	Observed construction activities >100m from location	Other Observations	Chromium (µg/L) Average	Chromium (µg/L) DA	Nickel (µg/L) Average	Nickel (µg/L) DA
1-Sep-16	Cloudy	Moderate	13:13	12.3	Surface	1.0	0.7	111	26.3	26.3	7.9	7.9	25.3	25.3	72.1	72.1	5.0	5.0	9.3	9.3	10	12	83	88	822112	817800	N/A	N/A	N/A	<0.2	<0.2	0.9	0.9
						1.0	0.7	115	26.3		7.9		25.3		72.1		5.1		9.3		9		82										
					Middle	6.2	0.4	103	26.1	26.1	7.9	7.9	26.2	26.2	71.0	71.0	5.0		9.6		13		90										
						6.2	0.4	103	26.1		7.9		26.2		71.0		5.0		9.5		13		90										
					Bottom	11.3	0.4	103	26.1	26.1	7.9	7.9	26.3	26.3	71.5	71.5	5.0	5.0	9.1		14		93							<0.2		0.9	
						11.3	0.5	103	26.1		7.9		26.3		71.5		5.0		9.0		13		92										
3-Sep-16	Cloudy	Moderate	14:23	10.9	Surface	1.0	0.4	176	26.8	26.8	7.9	7.9	26.8	26.8	73.5	73.5	5.1	5.0	6.5	10.3	8	10	85	90	822124	817803	N/A	N/A	N/A	<0.2	<0.2	1.7	1.6
						1.0	0.5	181	26.8		7.9		26.8		73.5		5.1		6.5		8		87										
					Middle	5.5	0.3	177	26.5	26.5	7.9	7.9	27.4	27.4	69.5	69.5	4.8		9.9		10		90							<0.2		1.6	
						5.5	0.4	183	26.5		7.9		27.4		69.5		4.8		10.0		10		90										
					Bottom	9.9	0.3	163	26.2	26.2	7.9	7.9	28.0	28.0	69.4	69.4	4.8	4.8	14.4		12		93							<0.2		1.6	
						9.9	0.3	163	26.2		7.9		28.0		69.4		4.8		14.4		13		93										
6-Sep-16	Cloudy	Moderate	15:53	15.6	Surface	1.0	0.3	86	26.1	26.1	7.8	7.8	27.7	27.7	66.4	66.5	4.6	4.6	4.7	4.1	5	5	86	89	822120	817813	N/A	N/A	N/A	<0.2	<0.2	1.5	1.2
						1.0	0.3	90	26.1		7.8		27.7		66.5		4.6		4.7		5		85										
					Middle	7.8	0.3	109	25.9	25.9	7.8	7.8	28.8	28.8	66.9	66.9	4.6		3.5		6		91							<0.2		1.1	
						7.8	0.3	113	25.9		7.8		28.8		66.9		4.6		3.5		4		89										
					Bottom	14.6	0.2	117	25.9	25.9	7.8	7.8	28.8	28.8	69.4	69.4	4.8	4.8	4.0		6		93							<0.2		1.0	
						14.6	0.2	121	25.9		7.8		28.8		69.4		4.8		4.0		5		92										
8-Sep-16	Cloudy	Moderate	17:10	12.1	Surface	1.0	0.4	101	26.7	26.7	7.9	7.9	20.9	20.9	83.8	83.8	6.0	5.6	2.1	2.1	3	3	84	89	822109	817801	N/A	N/A	N/A	<0.2	<0.2	2.6	2.3
						1.0	0.4	105	26.7		7.9		20.9		83.7		6.0		2.1		4		85										
					Middle	6.1	0.2	222	26.3	26.3	7.9	7.9	21.9	21.9	73.5	73.5	5.3		2.1		2		90							<0.2		2.3	
						6.1	0.3	226	26.3		7.9		21.8		73.4		5.2		2.1		3		90										
					Bottom	11.1	0.3	149	25.8	25.8	7.9	7.9	27.0	27.0	73.0	73.0	5.1	5.1	2.0		4		93							<0.2		2.0	
						11.1	0.3	152	25.8		7.9		27.0		73.0		5.1		2.0		4		92										
10-Sep-16	Cloudy	Calm	06:07	13.5	Surface	1.0	0.2	223	26.2	26.2	7.9	7.9	17.2	17.2	70.9	70.9	5.2	5.0	2.8	3.7	<2	3	81	88	822103	817785	N/A	N/A	N/A	<0.2	0.2	3.1	2.5
						1.0	0.2	228	26.2		7.9		17.2		70.9		5.2		2.8		2		83										
					Middle	6.8	0.3	222	25.9	25.9	7.9	7.9	24.4	24.4	68.1	68.1	4.8		3.5		3		89							<0.2		2.3	
						6.8	0.3	228	25.9		7.9		24.4		68.0		4.8		3.5		5		89										
					Bottom	12.5	0.4	284	25.9	25.9	7.9	7.9	25.4	25.4	70.4	70.4	5.0	5.0	4.9		5		92							0.3		2.1	
						12.5	0.4	292	25.9		7.9		25.4		70.4		5.0		4.9		3		91										
13-Sep-16	Cloudy	Calm	09:16	13.5	Surface	1.0	0.7	180	26.4	26.4	8.0	8.0	24.2	24.2	75.2	75.0	5.3	5.1	2.1	1.8	3	3	85	89	822113	817817	N/A	N/A	N/A	<0.2	<0.2	2.3	2.0
						1.0	0.8	181	26.4		8.0		24.2		74.8		5.3		2.1		3		86										
					Middle	6.8	0.3	163	26.0	26.0	8.0	8.0	28.4	28.4	68.8	68.8	4.8		1.6		2		89							<0.2		2.0	
						6.8	0.3	172	26.0		8.0		28.4		68.8		4.8		1.6		3		90										
					Bottom	12.5	0.3	176	25.3	25.3	7.9	7.9	31.6	31.6	65.0	65.1	4.5	4.5	1.7		3		93							<0.2		1.6	
						12.5	0.4	183	25.3		7.9		31.6		65.2		4.5		1.7		3		93										
15-Sep-16	Fine	Moderate	12:12	12.3	Surface	1.0	1.4	176	26.0	26.0	8.1	8.1	27.4	27.4	88.3	88.3	6.1	6.0	3.7	3.2	6	5	84	89	822108	817821	N/A	N/A	N/A	<0.2	<0.2	1.6	1.4
						1.0	1.5	180	26.0		8.1		27.4		88.3		6.1		3.7		4		83										
					Middle	6.2	1.2	173	25.8	25.8	8.0	8.0	27.8	27.8	85.3	85.3	5.9		3.1		5		89							<0.2		1.4	
						6.2	1.3	188	25.8		8.0		27.8		85.2		5.9		3.0		5		90										
					Bottom	11.3	0.7	187	25.5	25.5	8.0	8.0	29.1	29.1	84.6	84.6	5.9	5.9	2.9		5		93							<0.2		1.3	
						11.3	0.7	203	25.5		8.0		29.1		84.6		5.9		2.9		5		92										
17-Sep-16	Fine	Moderate	12:28	12.9	Surface	1.0	0.6	93	26.9	26.9	7.8	7.8	27.0	27.0	73.7	73.6	5.1	4.8	7.4	9.9	6	11	85	90	822103	817783	N/A	N/A	N/A	<0.2	<0.2	1.7	1.5
						1.0	0.6	100	26.8		7.8		27.0		73.4		5.0		7.6		8		86										
					Middle	6.5	0.3	116	25.9	25.9	7.8	7.8	29.1	29.1	66.1	66.1	4.6		11.1		12		90							<0.2		1.6	
						6.5	0.3	116	25.9		7.8		29.1		66.1		4.6		11.1		11		91										
					Bottom	11.9	0.3	121	25.8	25.8	7.8	7.8	29.4	29.4	65.7	66.0	4.5	4.6	11.4		12		92							<0.2		1.2	
						11.9	0.3	126	25.8		7.8		29.4		66.2		4.6		11.0		14		94										
20-Sep-16	Cloudy	Calm	15:08	13.6	Surface	1.0	0.6	76	26.1	26.1	8.1	8.1	29.7	29.8	70.6	70.6	4.8	4.8	5.4	5.5	6	8	84	89	822095	817784	N/A	N/A	N/A	<0.2	<0.2	1.6	1.4
						1.0	0.6	82	26.1		8.1		29.8		70.5		4.8		5.4		8		84										
					Middle	6.8	0.5	80	25.9	25.9	8.1	8.1	30.3	30.3	70.6	70.6	4.8		5.4		7		90							<0.2		1.4	
						6.8	0.5	83	25.9		8.1		30.3		70.6		4.8		5.4		6		90										
					Bottom	12.6	0.4	102	25.9	25.9	8.1	8.1	30.5	30.5	71.3	71.3	4.9	4.9	5.8		9		93							<0.2		1.3	
						12.6	0.4	108	25.9		8.1		30.5		71.3		4.9		5.8		10		92										
22-Sep-16	Cloudy	Moderate	17:15	12.8	Surface	1.0	0.3	217	26.2	26.2	8.0	8.0	30.3	30.3	79.3	79.3	5.4	5.3	4.3	5.8	6	8	88	91	822089	817819	N/A	N/A	N/A	<0.2	<0.2	1.0	0.9
						1.0	0.3	217	26.2		8.0		30.3		79.2		5.4		4.3		6		88										
					Middle	6.4	0.3	153	26.1	26.1	8.0	8.0	30.8	30.8	76.9	76.9	5.2		7.0		8		92							<0.2		0.9	
						6.4	0.3	164	26.1		8.0		30.8		76.9		5.2		7.1		7		92										
					Bottom	11.8	0.4	273	25.9	25.9	7.9	7.9	31.3	31.3	76.0	76.6	5.2	5.3	5.9		9		94							<0.2		0.9	
						11.8	0.4	292	25.9		7.9		31.3		77.1		5.3		5.9		10		94										
24-Sep-16	Cloudy	Calm	05:40	11.3	Surface	1.0	0.4	122	26.1	26.1	7.8	7.8	30.5	30.5	83.8	83.8	5.7	5.7	3.8	4.1	5	5	89	91	822098	817812	N/A	N/A	N/A	<0.2	<0.2	1.3	1.4
						1.0	0.4	130	26.1		7.8		30.5		83.7		5.7		3.7		4		88										
					Middle	5.7	0.3	111	26.0	26.0	7.8	7.8	31.0	31.0	83.1	83.1	5.7		4.1		5		90							<0.2		1.6	
						5.7	0.4	116	26.0		7.8		31.0		83.1		5.7		4.1		4		90										
					Bottom	10.3	1.0	115	26.0	26.0	7.8	7.8	31.2	31.2	83.4	83.5	5.7	5.7	4.4		5		93							<0.2		1.5	
						10.3	1.0	115	26.0		7.8		31.2		83.6		5.7		4.2		5		93										
27-Sep-16	Fine	Moderate	09:52	12.9	Surface	1.0	1.1	172	26.9	26.9	7.9	7.9	25.9	25.9	90.6	90.6	6.3	6.2	0.8	0.8	<2	<2	88	90	822101	817793	N/A	N/A	N/A	<0.2	<0.2	1.8	1.7
						1.0	1.2	182	26.9		7.9		25.9		90.6		6.3		0.8		2		87										
					Middle	6.5	0.5	171	26.7	26.7	7.8	7.8	28.0	28.0	87.8	87.8	6.0		0.8		2		91							<0.2		1.7	
						6.5	0.6	178	26.7		7.8		28.0		87.8		6.0		0.8		<2		90										
					Bottom	11.9	0.4	185	26.7	26.7	7.8	7.8	28.5	28.6	89.5	89.6	6.1	6.1	0.8		<2		93							<0.2		1.5	
						11.9	0.4	185	26.7		7.8		28.6		89.6		6.1		0.8		<2		92										
29-Sep-16	Cloudy	Moderate	11:02	12.6	Surface	1.0	1.0	174	26.1	26.1	7.9	7.9	29.1	29.1	91.2	91.2	6.3	6.1	1.9	3.5	4	4	87	90	822103	817807	N/A	N/A	N/A	<0.2	<0.2	1.3	1.2
						1.0	1.0	182	26.1		7.9		29.1		91.2		6.3		1.9		4		87										
					Middle	6.3	0.8	167	26.2	26.2	7.9	7.9	30.9	30.9	86.6	86.6	5.9		2.9		4		90							<0.2		1.3	
						6.3	0.8	180	26.2		7.9		30.9		86.6		5.9		2.9		3		89										
					Bottom	11.6	0.5	153	26.3	26.3	7.9	7.9	32.8	32.8	84.7	84.8	5.7	5.7	5.8		4		92							<0.2		1.0	
						11.6	0.6	153	26.3		7.9		32.8		84.8		5.7		5.7		6		92										

DA: Depth-Averaged
Calm: Small or no wave; Moderate: Between calm and rough; Rough : White capped or rougher

Expansion of Hong Kong International Airport into a Three-Runway System
Baseline Water Quality Monitoring
Water Quality Monitoring Results at C3 during Mid-Flood Tide

Date	Weather Condition	Sea Condition	Sampling Time	Water Depth (m)	Sampling Depth (m)		Current Speed (m/s)	Current Direction	Water Temperature (°C) Value	Water Temperature (°C) Average	pH Value	pH Average	Salinity (ppt) Value	Salinity (ppt) Average	DO Saturation (%) Value	DO Saturation (%) Average	Dissolved Oxygen (mg/L) Value	Dissolved Oxygen (mg/L) DA	Turbidity(NTU) Value	Turbidity(NTU) DA	Suspended Solids (mg/L) Value	Suspended Solids (mg/L) DA	Total Alkalinity (ppm) Value	Total Alkalinity (ppm) DA	Coordinate HK Grid (Northing)	Coordinate HK Grid (Easting)	Observed construction activities <100m from location	Observed construction activities >100m from location	Other Observations	Chromium (µg/L) Average	Chromium (µg/L) DA	Nickel (µg/L) Average	Nickel (µg/L) DA
1-Sep-16	Rainy	Moderate	05:09	12.3	Surface	1.0	0.5	275	26.0	26.0	7.9	7.9	24.3	24.3	69.4	69.4	4.9	4.7	5.7	8.8	5	6	83	87	822125	817800	N/A	N/A	N/A	<0.2	<0.2	1.8	1.8
						1.0	0.5	292	26.0		7.9		24.3		69.3		4.9		5.8		3		82										
					Middle	6.2	0.5	254	25.6	25.6	7.9	7.9	27.2	27.2	64.0	64.0	4.5		10.7		4		85							<0.2		2.2	
						6.2	0.5	278	25.6		7.9		27.2		64.0		4.5		10.8		4		87										
					Bottom	11.3	0.4	178	25.6	25.6	7.9	7.9	27.3	27.3	65.4	65.4	4.6	4.6	10.0		9		91							<0.2		1.6	
						11.3	0.4	186	25.6		7.9		27.3		65.4		4.6		10.0		8		92										
3-Sep-16	Cloudy	Calm	06:36	11.5	Surface	1.0	0.4	160	26.4	26.4	7.8	7.8	23.2	23.2	75.1	75.1	5.3	5.2	6.3	6.8	5	6	83	89	822128	817813	N/A	N/A	N/A	<0.2	<0.2	1.8	1.7
						1.0	0.4	164	26.4		7.8		23.2		75.0		5.3		6.3		4		84										
					Middle	5.8	0.6	302	26.4	26.4	7.8	7.8	23.8	23.8	72.0	72.0	5.1		7.2		6		90							<0.2		1.6	
						5.8	0.6	329	26.4		7.8		23.8		72.0		5.1		7.2		7		90										
					Bottom	10.5	0.5	310	26.2	26.2	7.8	7.8	25.7	25.7	74.0	74.1	5.2	5.2	7.0		8		92							<0.2		1.8	
						10.5	0.6	335	26.2		7.8		25.7		74.2		5.2		7.0		7		92										
6-Sep-16	Cloudy	Moderate	08:44	12.2	Surface	1.0	0.5	266	26.0	26.0	7.9	7.9	26.7	26.7	69.6	69.6	4.9	4.7	5.1	7.6	6	6	82	88	822089	817822	N/A	N/A	N/A	<0.2	<0.2	1.7	1.7
						1.0	0.5	267	26.0		7.9		26.7		69.6		4.9		5.0		6		83										
					Middle	6.1	0.6	263	25.8	25.8	7.9	7.9	28.3	28.3	64.1	64.1	4.5		6.8		6		90							<0.2		1.8	
						6.1	0.7	286	25.8		7.9		28.3		64.1		4.5		6.9		8		89										
					Bottom	11.2	0.4	267	25.6	25.6	7.9	7.9	29.7	29.7	65.2	65.3	4.5	4.5	11.2		7		92							<0.2		1.6	
						11.2	0.4	292	25.6		7.9		29.7		65.3		4.5		10.4		5		91										
8-Sep-16	Cloudy	Moderate	10:56	11.4	Surface	1.0	0.3	132	26.3	26.3	7.8	7.8	21.8	21.8	73.0	73.0	5.2	5.0	2.5	2.9	3	4	85	89	822126	817805	N/A	N/A	N/A	<0.2	<0.2	2.7	2.2
						1.0	0.3	135	26.3		7.8		21.8		72.9		5.2		2.5		3		84										
					Middle	5.7	0.3	199	26.1	26.1	7.8	7.8	24.7	24.7	66.8	66.8	4.7		2.8		4		90							<0.2		2.0	
						5.7	0.3	216	26.1		7.8		24.7		66.7		4.7		2.8		3		89										
					Bottom	10.4	0.3	215	25.8	25.8	7.8	7.8	27.5	27.5	66.5	66.6	4.6	4.6	3.4		4		92							<0.2		1.8	
						10.4	0.3	219	25.8		7.8		27.5		66.6		4.6		3.4		5		92										
10-Sep-16	Cloudy	Calm	15:35	12.6	Surface	1.0	0.3	245	26.0	26.0	8.0	8.0	18.3	18.3	75.1	75.1	5.5	5.2	2.2	2.6	2	3	84	89	822122	817803	N/A	N/A	N/A	<0.2	<0.2	3.1	2.9
						1.0	0.4	255	26.0		8.0		18.3		75.1		5.5		2.2		3		84										
					Middle	6.3	0.2	216	25.9	25.9	7.9	7.9	22.4	22.4	67.2	67.2	4.8		2.6		3		89							<0.2		3.0	
						6.3	0.2	235	25.9		7.9		22.4		67.2		4.8		2.6		4		90										
					Bottom	11.6	0.3	95	25.5	25.5	8.0	8.0	29.2	29.2	69.0	69.0	4.8	4.8	3.1		3		93							<0.2		2.7	
						11.6	0.3	96	25.5		8.0		29.2		69.0		4.8		3.1		3		92										
13-Sep-16	Cloudy	Calm	18:09	12.1	Surface	1.0	1.1	167	27.0	27.0	8.1	8.1	24.7	24.7	94.4	93.7	6.6	5.2	1.8	2.7	4	4	83	89	822103	817810	N/A	N/A	N/A	<0.2	<0.2	2.3	1.9
						1.0	1.2	168	26.9		8.1		24.7		92.9		6.5		1.9		5		84										
					Middle	6.1	0.5	168	25.7	25.8	8.0	8.0	30.3	30.2	55.9	55.9	3.8		3.1		3		91							<0.2		2.1	
						6.1	0.5	181	25.8		8.0		30.1		55.8		3.8		3.0		4		92										
					Bottom	11.1	0.4	150	25.4	25.4	7.9	7.9	31.5	31.5	59.3	60.1	4.1	4.2	3.2		4		93							<0.2		1.4	
						11.1	0.4	163	25.4		7.9		31.5		60.9		4.2		3.1		4		93										
15-Sep-16	Cloudy	Moderate	18:48	12.5	Surface	1.0	1.3	177	26.7	26.7	8.2	8.2	24.3	24.3	89.5	89.3	6.3	5.6	8.0	8.6	8	10	82	89	822102	817793	N/A	N/A	N/A	<0.2	<0.2	1.4	1.2
						1.0	1.4	188	26.7		8.2		24.3		89.0		6.2		8.0		8		84										
					Middle	6.3	1.0	175	25.8	25.8	8.0	8.0	27.2	27.2	71.8	71.8	5.0		9.0		11		90							<0.2		1.2	
						6.3	1.0	185	25.8		8.0		27.2		71.8		5.0		9.0		12		91										
					Bottom	11.5	0.8	174	25.6	25.6	8.0	8.0	27.7	27.7	71.4	71.4	5.0	5.0	8.9		11		93							<0.2		1.0	
						11.5	0.8	183	25.6		8.0		27.7		71.4		5.0		8.9		12		93										
17-Sep-16	Fine	Moderate	06:03	12.3	Surface	1.0	0.3	282	25.8	25.8	7.8	7.8	29.9	29.9	79.8	79.8	5.5	5.0	7.6	12.1	4	8	82	88	822105	817798	N/A	N/A	N/A	<0.2	<0.2	1.2	1.1
						1.0	0.3	295	25.8		7.8		29.9		79.8		5.5		7.6		4		83										
					Middle	6.2	0.3	275	25.7	25.7	7.8	7.8	29.8	29.8	63.4	63.4	4.4		7.6		8		90							<0.2		1.0	
						6.2	0.3	295	25.7		7.8		29.8		63.4		4.4		7.7		7		88										
					Bottom	11.3	0.3	263	25.6	25.6	7.8	7.8	30.2	30.2	63.6	63.6	4.4	4.4	20.9		11		94							<0.2		1.0	
						11.3	0.3	272	25.6		7.8		30.2		63.6		4.4		20.9		11		92										
20-Sep-16	Cloudy	Rough	09:13	11.5	Surface	1.0	0.7	272	26.2	26.2	7.9	7.9	29.3	29.3	74.4	74.4	5.1	5.0	6.9	13.7	7	11	83	88	822089	817785	N/A	N/A	N/A	<0.2	<0.2	1.9	1.7
						1.0	0.8	295	26.2		7.9		29.3		74.4		5.1		7.0		6		83										
					Middle	5.8	0.8	267	26.1	26.1	7.9	7.9	29.8	29.8	72.3	72.3	5.0		13.3		7		89							<0.2		1.7	
						5.8	0.8	269	26.1		7.9		29.8		72.2		4.9		13.6		7		90										
					Bottom	10.5	0.5	274	26.0	26.1	7.9	7.9	30.4	30.4	73.7	74.2	5.0	5.1	21.4		21		92							<0.2		1.6	
						10.5	0.6	295	26.1		7.9		30.4		74.6		5.1		20.1		20		93										
22-Sep-16	Cloudy	Calm	10:33	11.5	Surface	1.0	0.4	254	26.3	26.3	7.9	7.9	29.3	29.3	80.9	80.9	5.5	5.4	4.1	9.9	7	12	88	91	822128	817795	N/A	N/A	N/A	<0.2	<0.2	1.7	1.7
						1.0	0.4	257	26.3		7.9		29.3		80.8		5.5		4.2		8		87										
					Middle	5.8	0.3	165	26.1	26.1	7.9	7.9	29.8	29.8	75.4	75.4	5.2		7.2		7		93							<0.2		1.7	
						5.8	0.3	176	26.1		7.9		29.8		75.4		5.2		7.3		7		92										
					Bottom	10.5	0.3	214	26.0	26.0	7.9	7.9	30.4	30.4	74.8	74.8	5.1	5.1	18.2		22		93							<0.2		1.6	
						10.5	0.3	217	26.0		7.9		30.4		74.8		5.1		18.2		20		93										
24-Sep-16	Cloudy	Moderate	15:07	11.8	Surface	1.0	0.8	179	26.5	26.5	7.9	7.9	29.7	29.7	89.3	89.3	6.1	5.9	2.0	4.0	3	5	88	90	822117	817801	N/A	N/A	N/A	<0.2	<0.2	1.5	1.4
						1.0	0.8	194	26.5		7.9		29.7		89.2		6.1		2.0		3		89										
					Middle	5.9	0.3	199	26.0	26.0	7.9	7.9	30.2	30.2	81.0	81.0	5.6		3.2		7		90							<0.2		1.4	
						5.9	0.4	212	26.0		7.9		30.2		81.0		5.6		3.2		5		90										
					Bottom	10.8	0.4	240	26.0	26.0	7.9	7.9	30.9	30.9	79.2	79.2	5.4	5.4	6.9		5		93							<0.2		1.3	
						10.8	0.4	257	26.0		7.9		30.9		79.2		5.4		6.8		4		92										
27-Sep-16	Cloudy	Moderate	18:08	12.4	Surface	1.0	1.2	171	27.5	27.5	7.9	7.9	25.1	25.1	93.5	93.5	6.4	6.1	0.8	2.2	3	3	87	90	822126	817799	N/A	N/A	N/A	<0.2	<0.2	2.2	2.2
						1.0	1.2	177	27.5		7.9		25.1		93.5		6.4		0.8		3		88										
					Middle	6.2	0.9	172	26.8	26.8	7.9	7.9	27.9	27.9	83.0	83.1	5.7		3.1		3		90							<0.2		2.3	
						6.2	0.9	177	26.8		7.9		27.8		83.1		5.7		3.1		<2		89										
					Bottom	11.4	0.4	172	26.6	26.6	7.9	7.9	29.4	29.4	82.5	82.6	5.6	5.6	2.8		3		93							<0.2		2.2	
						11.4	0.5	176	26.6		7.9		29.3		82.6		5.6		2.8		4		92										
29-Sep-16	Cloudy	Moderate	18:38	11.8	Surface	1.0	0.8	172	26.2	26.2	7.9	7.9	28.0	28.0	91.6	91.6	6.3	6.3	6.0	7.0	7	7	87	90	822128	817803	N/A	N/A	N/A	<0.2	<0.2	1.7	1.7
						1.0	0.9	183	26.2		7.9		28.0		91.6		6.3		6.0		7		88										
					Middle	5.9	0.3	180	26.2	26.2	7.9	7.9	28.2	28.2	91.1	91.1	6.3		6.1		7		90							<0.2		1.6	
						5.9	0.4	191	26.2		7.9		28.2		91.1		6.3		6.1		8		90										
					Bottom	10.8	0.4	130	26.3	26.3	7.9	7.9	28.4	28.4	93.6	93.7	6.4	6.5	8.7		7		92							<0.2		1.8	
						10.8	0.4	142	26.3		7.9		28.4		93.7		6.5		8.9		8		92										

DA: Depth-Averaged
Calm: Small or no wave; Moderate: Between calm and rough; Rough : White capped or rougher

Expansion of Hong Kong International Airport into a Three-Runway System
Baseline Water Quality Monitoring
Water Quality Monitoring Results at IM1 during Mid-Ebb Tide

Date	Weather Condition	Sea Condition	Sampling Time	Water Depth (m)	Sampling Depth (m)		Current Speed (m/s)	Current Direction	Water Temperature (°C) Value	Water Temperature (°C) Average	pH Value	pH Average	Salinity (ppt) Value	Salinity (ppt) Average	DO Saturation (%) Value	DO Saturation (%) Average	Dissolved Oxygen (mg/L) Value	Dissolved Oxygen (mg/L) DA	Turbidity(NTU) Value	Turbidity(NTU) DA	Suspended Solids (mg/L) Value	Suspended Solids (mg/L) DA	Total Alkalinity (ppm) Value	Total Alkalinity (ppm) DA	Coordinate HK Grid (Northing)	Coordinate HK Grid (Easting)	Observed construction activities <100m from location	Observed construction activities >100m from location	Other Observations	Chromium (µg/L) Value	Chromium (µg/L) DA	Nickel (µg/L) Value	Nickel (µg/L) DA
1-Sep-16	Cloudy	Moderate	12:30	7.3	Surface	1.0	0.4	176	27.7	27.7	7.9	7.9	27.8	27.8	82.5	82.5	5.6	5.5	2.9	3.5	8	8	87	90	818363	806445	N/A	N/A	N/A	<0.2	<0.2	0.9	1.0
						1.0	0.4	181	27.7		7.9		27.8		82.4		5.5		2.9		8		87							<0.2		1.0	
					Middle	3.7	0.4	176	27.7	27.7	7.9	7.9	27.8	27.8	81.8	81.8	5.5		3.5		8		90							<0.2		0.8	
						3.7	0.4	185	27.7		7.9		27.8		81.8		5.5		3.8		7		92							<0.2		1.1	
					Bottom	6.3	0.4	194	27.7	27.7	7.9	7.9	27.8	27.8	81.6	81.8	5.5	5.5	3.9		7		94							<0.2		1.0	
						6.3	0.4	204	27.7		7.9		27.8		81.9		5.5		4.2		8		92							<0.2		1.1	
3-Sep-16	Cloudy	Moderate	13:17	7.8	Surface	1.0	0.6	174	28.4	28.4	7.9	7.9	26.0	26.0	78.6	78.6	5.3	5.1	3.6	7.0	6	10	101	100	818354	806460	N/A	N/A	N/A	<0.2	<0.2	1.4	1.3
						1.0	0.6	183	28.4		7.9		26.0		78.5		5.3		3.5		7		100							<0.2		1.4	
					Middle	3.9	0.5	182	27.8	27.8	7.9	7.9	28.4	28.4	72.0	72.0	4.8		7.3		8		100							<0.2		1.2	
						3.9	0.5	183	27.8		7.9		28.4		72.0		4.8		7.4		8		100							<0.2		1.2	
					Bottom	6.8	0.5	183	27.8	27.8	7.9	7.9	28.8	28.8	72.7	72.8	4.9	4.9	10.1		14		99							<0.2		1.2	
						6.8	0.5	198	27.8		7.9		28.8		72.8		4.9		10.2		15		98							<0.2		1.2	
6-Sep-16	Rainy	Moderate	14:53	7.5	Surface	1.0	0.3	186	28.1	28.1	7.9	7.9	26.7	26.7	77.7	77.7	5.2	5.0	3.0	5.4	6	13	94	94	818355	806453	N/A	N/A	N/A	<0.2	<0.2	1.2	1.1
						1.0	0.4	189	28.1		7.9		26.7		77.7		5.2		3.1		5		94							<0.2		1.2	
					Middle	3.8	0.3	164	27.9	27.9	7.9	7.9	28.6	28.7	72.3	72.2	4.8		3.9		14		93							<0.2		1.3	
						3.8	0.3	174	27.9		7.9		28.7		72.1		4.8		4.4		16		92							<0.2		1.0	
					Bottom	6.5	0.3	180	27.8	27.8	7.9	7.9	29.5	29.5	70.9	71.1	4.7	4.7	9.1		20		97							<0.2		0.8	
						6.5	0.3	188	27.8		7.9		29.5		71.2		4.7		8.9		18		96							<0.2		1.0	
8-Sep-16	Cloudy	Calm	16:13	7.3	Surface	1.0	0.3	182	28.3	28.3	7.8	7.8	22.0	21.8	80.0	80.0	5.5	5.3	2.8	5.0	3	7	82	86	818357	806442	N/A	N/A	N/A	<0.2	<0.2	2.4	1.7
						1.0	0.3	184	28.3		7.8		21.5		80.0		5.5		2.6		5		80							<0.2		2.5	
					Middle	3.7	0.3	134	28.0	28.0	7.9	7.9	24.5	24.5	74.5	74.5	5.1		3.2		6		84							<0.2		1.5	
						3.7	0.3	136	28.0		7.9		24.5		74.5		5.1		3.2		7		86							<0.2		1.4	
					Bottom	6.3	0.3	144	27.8	27.8	7.9	7.9	29.7	29.7	70.3	70.6	4.7	4.7	9.0		12		90							<0.2		1.1	
						6.3	0.3	147	27.8		7.9		29.7		70.8		4.7		9.0		11		92							<0.2		1.0	
10-Sep-16	Rainy	Moderate	07:04	6.7	Surface	1.0	0.3	229	28.1	28.1	7.8	7.8	15.4	15.4	81.7	81.6	5.9	5.7	1.3	2.0	2	7	79	92	818351	806440	N/A	N/A	N/A	<0.2	<0.2	3.1	1.8
						1.0	0.3	251	28.1		7.8		15.4		81.5		5.8		1.2		4		79							<0.2		2.8	
					Middle	3.4	0.2	197	28.1	28.1	7.8	7.8	21.2	20.7	78.2	78.2	5.4		1.2		6		94							<0.2		1.6	
						3.4	0.2	215	28.1		7.8		20.1		78.2		5.5		1.2		8		93							<0.2		1.6	
					Bottom	5.7	0.2	183	27.7	27.7	8.0	8.0	31.5	31.5	72.6	73.0	4.8	4.8	3.5		12		105							<0.2		0.8	
						5.7	0.2	190	27.7		8.0		31.5		73.3		4.8		3.8		10		104							<0.2		0.8	
13-Sep-16	Cloudy	Moderate	10:05	7.2	Surface	1.0	0.2	260	28.7	28.7	8.0	8.0	23.1	23.2	86.7	86.6	5.9	5.5	1.6	3.6	3	5	73	80	818361	806443	N/A	N/A	N/A	<0.2	<0.2	2.6	1.8
						1.0	0.2	263	28.7		8.0		23.2		86.5		5.9		1.7		3		74							<0.2		2.6	
					Middle	3.6	0.3	236	28.1	28.1	8.0	8.0	29.0	29.0	75.1	75.0	5.0		3.8		4		76							<0.2		1.7	
						3.6	0.4	236	28.1		8.0		29.0		74.9		5.0		4.0		4		80							<0.2		1.6	
					Bottom	6.2	0.4	208	27.8	27.8	7.9	7.9	30.5	30.5	64.2	64.3	4.3	4.3	5.1		7		85							<0.2		1.1	
						6.2	0.4	213	27.8		7.9		30.5		64.4		4.3		5.2		7		89							<0.2		1.2	
15-Sep-16	Fine	Rough	11:39	6.8	Surface	1.0	0.8	201	28.8	28.8	8.0	8.0	23.7	23.7	89.4	89.1	6.0	5.5	6.5	14.1	4	16	76	82	818361	806473	N/A	N/A	N/A	<0.2	<0.2	2.0	1.5
						1.0	0.8	213	28.8		8.0		23.7		88.8		6.0		6.6		4		78							<0.2		2.1	
					Middle	3.4	0.4	219	28.2	28.2	7.9	8.0	28.7	28.7	75.6	75.7	5.0		10.8		11		81							<0.2		1.6	
						3.4	0.5	232	28.2		8.0		28.7		75.8		5.0		10.8		12		82							<0.2		1.6	
					Bottom	5.8	0.3	241	27.9	27.9	7.9	7.9	30.3	30.3	66.3	66.4	4.4	4.4	25.1		32		85							<0.2		0.8	
						5.8	0.4	246	27.9		7.9		30.2		66.5		4.4		25.0		32		88							<0.2		0.8	
17-Sep-16	Sunny	Rough	12:19	7.8	Surface	1.0	0.2	179	28.8	28.8	7.9	7.9	26.0	26.0	75.0	75.0	5.0	4.8	2.3	6.8	5	10	92	92	818331	806459	N/A	N/A	N/A	<0.2	<0.2	1.4	1.1
						1.0	0.2	191	28.8		7.9		26.0		75.0		5.0		2.4		6		93							<0.2		1.2	
					Middle	3.9	0.3	164	28.0	28.0	7.9	7.9	28.7	28.7	67.2	67.7	4.6		4.6		9		92							<0.2		1.0	
						3.9	0.3	172	28.0		7.9		28.7		68.1		4.6		4.6		10		91							<0.2		1.1	
					Bottom	6.8	0.3	176	27.8	27.8	7.9	7.9	30.1	30.1	61.5	61.5	4.1	4.1	13.5		16		92							<0.2		0.8	
						6.8	0.4	190	27.8		7.9		30.1		61.5		4.1		13.5		16		92							<0.2		0.8	
20-Sep-16	Fine	Moderate	14:26	7.2	Surface	1.0	0.1	142	28.0	28.0	8.1	8.1	30.1	30.1	87.1	87.2	5.8	5.8	4.1	6.4	9	10	77	84	818358	806466	N/A	N/A	N/A	<0.2	0	1.0	1.1
						1.0	0.1	151	28.0		8.1		30.1		87.2		5.8		4.0		9		79							<0.2		1.2	
					Middle	3.6	0.2	84	28.0	28.0	8.1	8.1	31.2	31.2	87.4	87.4	5.8		5.6		9		84							0.20		1.1	
						3.6	0.2	89	28.0		8.1		31.1		87.4		5.8		5.4		9		85							<0.2		1.0	
					Bottom	6.2	0.1	114	28.0	28.0	8.1	8.1	31.8	31.8	87.2	87.3	5.7	5.7	9.6		12		90							<0.2		1.0	
						6.2	0.1	124	28.0		8.1		31.8		87.3		5.7		9.7		13		90							<0.2		1.0	
22-Sep-16	Fine	Calm	16:10	7.6	Surface	1.0	0.2	232	28.5	28.5	8.0	8.0	29.4	29.4	92.3	92.3	6.1	6.0	3.0	5.7	6	6	75	80	818346	806446	N/A	N/A	N/A	<0.2	<0.2	1.4	1.3
						1.0	0.2	237	28.5		8.0		29.4		92.2		6.1		2.8		8		75							<0.2		1.4	
					Middle	3.8	0.2	91	28.4	28.4	8.0	8.0	29.7	29.7	89.4	89.4	5.9		5.3		6		78							<0.2		1.1	
						3.8	0.2	96	28.4		8.0		29.7		89.3		5.9		5.3		6		78							<0.2		1.2	
					Bottom	6.6	0.2	86	28.3	28.3	8.0	8.0	30.3	30.3	87.7	87.7	5.8	5.8	9.0		6		86							<0.2		1.4	
						6.6	0.2	89	28.3		8.0		30.3		87.7		5.8		9.0		6		87							<0.2		1.3	
24-Sep-16	Fine	Calm	06:39	7.7	Surface	1.0	0.4	149	28.4	28.4	7.9	7.9	26.7	26.7	88.5	88.5	5.9	5.9	3.4	5.6	6	9	75	81	818361	806465	N/A	N/A	N/A	<0.2	<0.2	2.1	1.7
						1.0	0.5	160	28.4		7.9		26.7		88.5		5.9		3.3		6		76							<0.2		2.1	
					Middle	3.9	0.4	145	28.2	28.2	8.0	8.0	28.9	28.9	87.2	87.2	5.8		5.9		9		78							<0.2		1.5	
						3.9	0.4	151	28.2		8.0		28.8		87.2		5.8		6.1		10		79							<0.2		1.5	
					Bottom	6.7	0.3	173	28.1	28.1	8.0	8.0	29.9	30.0	87.5	87.5	5.8	5.8	7.4		10		88							<0.2		1.4	
						6.7	0.3	184	28.1		8.0		30.0		87.5		5.8		7.5		10		90							<0.2		1.3	
27-Sep-16	Fine	Calm	10:31	7.2	Surface	1.0	0.9	224	29.1	29.1	8.0	8.0	26.6	25.9	89.8	89.7	5.9	5.9	2.6	5.1	2	8	73	82	818333	806455	N/A	N/A	N/A	<0.2	<0.2	2.4	1.4
						1.0	0.9	230	29.1		8.0		25.2		89.6		5.9		2.8		4		76							<0.2		2.1	
					Middle	3.6	0.8	237	28.5	28.5	8.0	8.0	30.3	30.3	87.5	87.5	5.8		5.4		8		80							<0.2		1.0	
						3.6	0.8	252	28.5		8.0		30.3		87.5		5.8		5.5		8		82							<0.2		1.0	
					Bottom	6.2	0.7	237	28.5	28.5	8.0	8.0	30.6	30.6	88.4	88.4	5.8	5.8	6.9		11		88							<0.2		0.8	
						6.2	0.7	250	28.5		8.0		30.6		88.4		5.8		7.1		12		90							<0.2		0.8	
29-Sep-16	Fine	Rough	12:29	7.1	Surface	1.0	0.8	179	28.1	28.1	8.0	8.0	26.5	26.5	96.7	96.7	6.5	6.4	1.9	4.2	4	5	75	82	818341	806455	N/A	N/A	N/A	<0.2	<0.2	2.2	1.7
						1.0	0.9	182	28.1		8.0		26.4		96.6		6.5		2.1		5		78							<0.2		1.8	
					Middle	3.6	0.7	174	28.1	28.1	8.0	8.0	27.8	27.8	93.3	93.3	6.2		4.3		4		82							<0.2		1.5	
						3.6	0.7	186	28.1		8.0		27.8		93.2		6.2		4.5		6		84							<0.2		1.6	
					Bottom	6.1	0.5	179	28.3	28.3	8.1	8.1	31.1	31.1	94.1	94.8	6.2	6.3	6.8		5		86							<0.2		1.5	
						6.1	0.6	193	28.3		8.1		31.1		95.4		6.3		5.7		5		88							<0.2		1.4	

DA: Depth-Averaged
Calm: Small or no wave; Moderate: Between calm and rough; Rough : White capped or rougher

Expansion of Hong Kong International Airport into a Three-Runway System
Baseline Water Quality Monitoring
Water Quality Monitoring Results at IM1 during Mid-Flood Tide

Date	Weather Condition	Sea Condition	Sampling Time	Water Depth (m)	Sampling Depth (m)		Current Speed (m/s)	Current Direction	Water Temperature (°C) Value	Water Temperature (°C) Average	pH Value	pH Average	Salinity (ppt) Value	Salinity (ppt) Average	DO Saturation (%) Value	DO Saturation (%) Average	Dissolved Oxygen (mg/L) Value	Dissolved Oxygen (mg/L) DA	Turbidity(NTU) Value	Turbidity(NTU) DA	Suspended Solids (mg/L) Value	Suspended Solids (mg/L) DA	Total Alkalinity (ppm) Value	Total Alkalinity (ppm) DA	Coordinate HK Grid (Northing)	Coordinate HK Grid (Easting)	Observed construction activities <100m from location	Observed construction activities >100m from location	Other Observations	Chromium (µg/L) Average	Chromium (µg/L) DA	Nickel (µg/L) Average	Nickel (µg/L) DA
1-Sep-16	Cloudy	Moderate	06:45	7.6	Surface	1.0	0.7	45	27.9	27.9	7.8	7.8	24.1	24.1	71.9	72.0	4.9	5.0	3.1	8.1	4	9	80	82	818366	806438	N/A	N/A	N/A	<0.2	<0.2	1.7	1.6
						1.0	0.7	48	27.9		7.8		24.0		72.0		4.9		3.5		4		77										
					Middle	3.8	0.6	20	27.8	27.8	7.8	7.8	26.1	26.1	73.4	73.5	5.0		7.4		5		78							<0.2		1.6	
						3.8	0.6	20	27.8		7.8		26.1		73.5		5.0		8.3		6		82										
					Bottom	6.6	0.5	115	27.8	27.8	7.9	7.9	27.3	27.3	77.1	78.8	5.2	5.3	13.2		18		87							<0.2		1.6	
						6.6	0.5	116	27.8		7.9		27.3		80.4		5.4		12.9		16		88										
3-Sep-16	Cloudy	Calm	07:56	7.8	Surface	1.0	0.8	106	28.2	28.2	7.8	7.8	23.9	23.9	75.8	75.8	5.2	5.1	5.7	28.5	6	37	96	98	818356	806460	N/A	N/A	N/A	<0.2	<0.2	1.7	1.4
						1.0	0.8	112	28.2		7.8		23.9		75.8		5.2		5.7		6		93										
					Middle	3.9	0.7	139	28.0	28.0	7.8	7.8	25.9	25.9	74.6	74.6	5.0		29.3		26		94							<0.2		1.4	
						3.9	0.7	143	28.0		7.8		25.8		74.6		5.1		28.9		26		95										
					Bottom	6.8	0.6	89	28.0	28.0	7.8	7.8	25.9	25.9	75.5	75.7	5.1	5.1	50.9		81		106							<0.2		1.3	
						6.8	0.6	89	28.0		7.8		25.9		75.8		5.1		50.7		79		105										
6-Sep-16	Rainy	Moderate	10:14	7.6	Surface	1.0	0.6	122	28.0	28.0	7.8	7.8	25.9	25.9	72.2	72.2	4.9	4.8	3.7	20.5	5	24	89	93	818369	806452	N/A	N/A	N/A	<0.2	<0.2	1.8	1.4
						1.0	0.7	124	28.0		7.8		25.9		72.2		4.9		3.9		4		90										
					Middle	3.8	0.5	141	27.9	27.9	7.9	7.9	27.9	27.9	69.5	69.5	4.7		19.3		18		92							<0.2		1.3	
						3.8	0.5	151	27.9		7.9		27.9		69.5		4.7		19.4		17		94										
					Bottom	6.6	0.5	172	27.9	27.9	7.9	7.9	28.1	28.1	70.6	70.8	4.7	4.8	37.4		50		95							<0.2		1.2	
						6.6	0.5	181	27.9		7.9		28.1		70.9		4.8		39.5		50		96										
8-Sep-16	Cloudy	Calm	11:37	7.1	Surface	1.0	0.7	278	28.1	28.1	7.8	7.8	21.9	21.8	75.4	75.4	5.2	5.0	8.2	11.4	9	15	80	87	818362	806472	N/A	N/A	N/A	<0.2	<0.2	2.2	2.3
						1.0	0.7	298	28.1		7.8		21.7		75.3		5.2		7.9		7		81										
					Middle	3.6	0.6	44	28.1	28.1	7.8	7.8	23.4	23.4	70.8	70.8	4.8		4.8		6		86							<0.2		2.6	
						3.6	0.7	44	28.1		7.8		23.4		70.7		4.8		4.9		8		88										
					Bottom	6.1	0.5	98	28.0	28.0	7.8	7.8	26.2	26.1	69.0	69.3	4.7	4.7	22.4		29		93							<0.2		2.2	
						6.1	0.5	106	28.0		7.8		26.0		69.5		4.7		20.1		31		95										
10-Sep-16	Rainy	Moderate	14:38	7.1	Surface	1.0	0.6	240	28.0	28.0	7.8	7.8	12.5	12.5	91.1	91.1	6.6	6.5	2.8	6.8	4	10	74	80	818335	806456	N/A	N/A	N/A	<0.2	<0.2	3.8	2.9
						1.0	0.7	260	28.0		7.8		12.5		91.0		6.6		2.8		3		74										
					Middle	3.6	0.5	274	28.0	28.0	7.8	7.8	13.9	13.9	88.4	88.4	6.4		3.3		6		70							<0.2		3.6	
						3.6	0.5	297	28.0		7.8		13.9		88.4		6.4		3.4		6		73										
					Bottom	6.1	0.4	187	27.8	27.8	8.0	8.0	28.2	28.7	69.2	69.3	4.6	4.6	14.3		20		92							<0.2		1.3	
						6.1	0.4	197	27.7		8.0		29.1		69.3		4.6		14.3		19		96										
13-Sep-16	Cloudy	Moderate	16:55	6.8	Surface	1.0	0.6	180	29.3	29.3	8.1	8.1	21.8	21.8	104.3	103.9	7.1	6.7	3.2	5.8	8	7	70	79	818370	806462	N/A	N/A	N/A	<0.2	<0.2	2.7	2.4
						1.0	0.6	197	29.3		8.1		21.8		103.4		7.0		3.3		7		73										
					Middle	3.4	0.5	171	29.1	29.1	8.0	8.0	23.8	23.9	94.2	93.8	6.3		5.4		7		78							<0.2		2.7	
						3.4	0.5	185	29.1		8.0		23.9		93.4		6.3		5.5		7		79										
					Bottom	5.8	0.3	206	28.6	28.7	8.0	8.0	26.2	26.1	89.8	90.7	6.0	6.1	8.8		8		86							<0.2		1.9	
						5.8	0.3	206	28.8		8.0		26.0		91.6		6.1		8.6		7		87										
15-Sep-16	Fine	Rough	17:51	6.9	Surface	1.0	0.9	195	28.8	28.8	8.0	8.0	24.2	24.2	90.7	90.6	6.1	5.8	12.5	15.2	17	20	73	80	818357	806453	N/A	N/A	N/A	<0.2	0.3	2.3	2.0
						1.0	0.9	203	28.8		8.0		24.1		90.4		6.1		12.9		16		75										
					Middle	3.5	0.5	181	28.5	28.5	8.0	8.0	26.3	26.3	81.4	81.4	5.5		13.9		18		80							0.4		1.9	
						3.5	0.5	196	28.5		8.0		26.2		81.3		5.5		14.0		20		82										
					Bottom	5.9	0.5	179	28.4	28.4	7.9	7.9	26.8	26.9	78.0	77.9	5.2	5.2	19.1		23		85							0.2		1.7	
						5.9	0.5	181	28.4		7.9		27.0		77.8		5.2		18.8		25		87										
17-Sep-16	Sunny	Rough	06:41	7.5	Surface	1.0	0.3	138	28.5	28.5	7.9	7.9	24.6	24.6	74.9	74.9	5.1	4.9	4.5	12.3	6	17	94	92	818331	806467	N/A	N/A	N/A	<0.2	<0.2	1.6	1.4
						1.0	0.3	141	28.5		7.9		24.6		74.8		5.1		4.6		6		94										
					Middle	3.8	0.2	226	28.2	28.2	7.9	7.9	27.7	27.7	69.8	69.8	4.7		10.2		21		91							<0.2		1.4	
						3.8	0.3	236	28.2		7.9		27.7		69.8		4.7		10.2		20		91										
					Bottom	6.5	0.3	83	28.1	28.1	7.9	7.9	29.1	29.1	66.5	66.8	4.4	4.4	21.6		23		90							<0.2		1.2	
						6.5	0.3	90	28.1		7.9		29.1		67.0		4.4		22.4		23		90										
20-Sep-16	Rainy	Moderate	09:20	7.4	Surface	1.0	0.6	38	28.0	28.0	8.0	8.0	28.7	28.7	82.8	82.8	5.5	5.5	9.7	15.8	9	17	75	80	818344	806462	N/A	N/A	N/A	<0.2	<0.2	1.6	1.6
						1.0	0.6	40	28.0		8.0		28.7		82.8		5.5		9.7		11		76										
					Middle	3.7	0.6	32	28.1	28.1	8.0	8.0	29.5	29.5	82.2	82.2	5.4		17.0		20		79							<0.2		1.7	
						3.7	0.6	33	28.1		8.0		29.5		82.2		5.4		16.3		20		70										
					Bottom	6.4	0.5	44	28.1	28.1	8.0	8.0	29.7	29.7	82.2	82.2	5.4	5.4	21.7		22		87							<0.2		1.5	
						6.4	0.5	44	28.1		8.0		29.7		82.2		5.4		20.3		22		90										
22-Sep-16	Fine	Calm	11:18	7.8	Surface	1.0	0.4	104	28.5	28.5	7.9	7.9	27.1	27.1	84.4	84.4	5.6	5.6	3.5	14.0	4	9	73	79	818354	806451	N/A	N/A	N/A	<0.2	<0.2	2.1	2.2
						1.0	0.4	104	28.5		7.9		27.1		84.4		5.6		3.5		5		75										
					Middle	3.9	0.5	29	28.3	28.3	8.0	8.0	29.8	29.8	85.3	85.3	5.6		14.7		7		80							<0.2		2.1	
						3.9	0.5	29	28.3		8.0		29.8		85.3		5.6		14.7		6		78										
					Bottom	6.8	0.4	90	28.3	28.3	8.0	8.0	30.2	30.2	84.9	84.9	5.6	5.6	24.3		16		82							<0.2		2.6	
						6.8	0.4	95	28.3		8.0		30.2		84.9		5.6		23.0		15		85										
24-Sep-16	Fine	Calm	13:54	6.2	Surface	1.0	0.6	191	28.3	28.3	8.0	8.0	30.3	30.4	90.6	90.6	6.0	6.0	9.1	9.2	25	16	73	80	818349	806451	N/A	N/A	N/A	<0.2	<0.2	1.1	1.1
						1.0	0.6	207	28.3		8.0		30.4		90.6		6.0		8.9		23		73										
					Middle	3.1	0.6	77	28.3	28.3	8.0	8.0	30.4	30.4	90.6	90.6	6.0		8.9		9		72							<0.2		1.1	
						3.1	0.7	82	28.3		8.0		30.4		90.6		6.0		9.0		8		73										
					Bottom	5.2	0.5	171	28.3	28.3	8.1	8.1	30.6	30.6	91.0	91.1	6.0	6.0	9.0		14		93							<0.2		1.2	
						5.2	0.5	187	28.2		8.1		30.6		91.2		6.0		10.0		15		95										
27-Sep-16	Fine	Calm	16:56	7.4	Surface	1.0	0.7	191	29.3	29.3	7.9	7.9	24.3	24.4	84.5	84.0	5.6	5.5	2.8	6.0	<2	2	71	76	818331	806477	N/A	N/A	N/A	<0.2	<0.2	2.6	2.6
						1.0	0.7	205	29.2		7.9		24.4		83.4		5.6		2.9		<2		68										
					Middle	3.7	0.4	183	28.8	28.8	7.9	7.9	28.1	28.1	81.6	81.7	5.4		6.4		2		73							<0.2		2.6	
						3.7	0.5	193	28.8		7.9		28.0		81.7		5.4		6.4		2		75										
					Bottom	6.4	0.5	180	28.6	28.6	8.0	8.0	29.3	29.3	82.8	82.9	5.4	5.5	8.8		2		83							<0.2		2.7	
						6.4	0.5	181	28.6		8.0		29.3		82.9		5.5		8.8		2		84										
29-Sep-16	Fine	Rough	17:40	7.3	Surface	1.0	0.9	169	28.5	28.5	8.0	8.0	29.4	29.4	92.3	92.3	6.4	6.1	3.0	5.7	11	17	73	80	818349	806450	N/A	N/A	N/A	<0.2	<0.2	1.9	1.9
						1.0	0.9	180	28.5		8.0		29.4		92.2		6.3		2.8		13		76										
					Middle	3.7	0.9	181	28.4	28.4	8.0	8.0	29.7	29.7	89.4	89.4	5.9		5.3		16		79							<0.2		1.9	
						3.7	0.9	194	28.4		8.0		29.7		89.3		5.9		5.3		16		81										
					Bottom	6.3	0.9	186	28.3	28.3	8.0	8.0	30.3	30.3	87.7	87.7	5.8	5.8	9.0		22		86							<0.2		1.8	
						6.3	0.9	190	28.3		8.0		30.3		87.7		5.8		9.0		21		83										

DA: Depth-Averaged
Calm: Small or no wave; Moderate: Between calm and rough; Rough : White capped or rougher

Expansion of Hong Kong International Airport into a Three-Runway System
Baseline Water Quality Monitoring
Water Quality Monitoring Results at IM2 during Mid-Ebb Tide

Date	Weather Condition	Sea Condition	Sampling Time	Water Depth (m)	Sampling Depth (m)		Current Speed (m/s)	Current Direction	Water Temperature (°C) Value	Water Temperature (°C) Average	pH Value	pH Average	Salinity (ppt) Value	Salinity (ppt) Average	DO Saturation (%) Value	DO Saturation (%) Average	Dissolved Oxygen (mg/L) Value	Dissolved Oxygen (mg/L) DA	Turbidity(NTU) Value	Turbidity(NTU) DA	Suspended Solids (mg/L) Value	Suspended Solids (mg/L) DA	Total Alkalinity (ppm) Value	Total Alkalinity (ppm) DA	Coordinate HK Grid (Northing)	Coordinate HK Grid (Easting)	Observed construction activities <100m from location	Observed construction activities >100m from location	Other Observations	Chromium (µg/L) Value	Chromium (µg/L) DA	Nickel (µg/L) Value	Nickel (µg/L) DA
1-Sep-16	Rainy	Moderate	12:22	8.1	Surface	1.0	0.4	159	27.7	27.7	7.9	7.9	27.2	27.3	81.3	81.2	5.5	5.4	3.9	5.8	5	6	79	86	818857	806183	N/A	N/A	N/A	<0.2	<0.2	0.6	0.8
						1.0	0.5	162	27.7		7.9		27.3		81.0		5.5		4.1		6		83							<0.2		0.7	
					Middle	4.1	0.5	204	27.6	27.6	7.9	7.9	27.7	27.7	77.2	76.9	5.2		4.9		6		86							<0.2		0.8	
						4.1	0.5	219	27.6		7.9		27.6		76.6		5.2		5.4		6		85							<0.2		0.8	
					Bottom	7.1	0.5	192	27.5	27.5	7.9	7.9	28.7	28.7	74.6	75.2	5.0	5.1	8.8		6		90							<0.2		0.9	
						7.1	0.6	210	27.5		7.9		28.6		75.7		5.1		7.8		7		92							<0.2		0.9	
3-Sep-16	Cloudy	Moderate	13:11	8.9	Surface	1.0	0.5	216	28.5	28.5	7.9	7.9	25.4	25.4	81.0	81.0	5.4	5.2	3.6	7.4	6	11	97	97	818844	806187	N/A	N/A	N/A	<0.2	<0.2	1.5	1.4
						1.0	0.5	237	28.5		7.9		25.4		81.0		5.4		3.4		6		96							<0.2		1.8	
					Middle	4.5	0.5	196	28.0	28.0	7.9	7.9	27.4	27.4	73.1	73.1	4.9		7.5		10		98							<0.2		1.5	
						4.5	0.5	201	28.0		7.9		27.4		73.1		4.9		7.6		10		98							<0.2		1.3	
					Bottom	7.9	0.6	189	27.8	27.8	7.9	7.9	29.1	29.1	72.1	72.3	4.8	4.8	11.4		18		97							<0.2		1.1	
						7.9	0.6	207	27.8		7.9		29.1		72.5		4.8		11.0		18		98							<0.2		1.1	
6-Sep-16	Rainy	Moderate	14:47	8.4	Surface	1.0	0.4	178	28.1	28.1	7.9	7.9	26.6	26.6	76.8	76.8	5.2	5.1	3.0	6.3	9	13	99	97	818833	806175	N/A	N/A	N/A	<0.2	<0.2	1.4	1.1
						1.0	0.4	189	28.1		7.9		26.6		76.8		5.2		3.1		10		97							<0.2		1.2	
					Middle	4.2	0.3	155	28.0	28.0	7.9	7.9	28.3	28.3	73.8	73.8	4.9		4.0		15		92							<0.2		1.3	
						4.2	0.4	170	28.0		7.9		28.3		73.8		4.9		4.0		13		95							<0.2		1.2	
					Bottom	7.4	0.3	178	27.8	27.8	7.9	7.9	29.4	29.4	69.7	69.8	4.6	4.7	12.0		14		99							<0.2		0.8	
						7.4	0.3	187	27.8		7.9		29.4		69.9		4.7		11.6		16		98							<0.2		0.8	
8-Sep-16	Cloudy	Calm	16:06	7.1	Surface	1.0	0.3	191	28.8	28.8	7.9	7.9	15.9	15.9	83.5	83.2	5.9	5.4	2.2	5.3	4	8	80	86	818856	806178	N/A	N/A	N/A	<0.2	<0.2	2.7	2.1
						1.0	0.3	199	28.8		7.9		15.9		82.8		5.9		2.3		2		82							<0.2		3.0	
					Middle	3.6	0.3	170	28.1	28.1	7.8	7.8	27.1	26.6	73.1	73.2	4.9		3.9		6		86							<0.2		2.2	
						3.6	0.3	186	28.1		7.8		26.0		73.3		4.9		4.0		5		83							<0.2		2.1	
					Bottom	6.1	0.3	191	27.9	27.9	7.9	7.9	29.4	29.6	69.8	70.3	4.6	4.7	9.2		14		92							<0.2		1.2	
						6.1	0.3	197	27.8		7.9		29.7		70.7		4.7		10.0		15		92							<0.2		1.1	
10-Sep-16	Rainy	Moderate	07:10	7.5	Surface	1.0	0.8	229	28.2	28.2	7.8	7.8	12.9	12.9	85.2	85.1	6.2	5.3	1.1	2.3	3	4	76	83	818868	806212	N/A	N/A	N/A	<0.2	<0.2	3.2	2.7
						1.0	0.9	248	28.1		7.8		12.8		85.0		6.2		1.2		3		75							<0.2		3.3	
					Middle	3.8	0.5	213	28.0	28.0	7.8	7.8	25.8	26.0	64.4	64.5	4.4		1.8		3		78							<0.2		3.4	
						3.8	0.5	222	28.0		7.8		26.2		64.5		4.4		1.9		3		76							<0.2		3.3	
					Bottom	6.5	0.3	219	27.7	27.7	8.0	8.0	31.2	31.2	72.3	72.4	4.8	4.8	4.0		5		99							<0.2		1.7	
						6.5	0.3	230	27.7		8.0		31.2		72.5		4.8		4.0		4		96							<0.2		1.2	
13-Sep-16	Cloudy	Moderate	10:16	7.4	Surface	1.0	0.6	239	28.8	28.8	8.0	8.0	22.6	22.2	90.2	90.1	6.1	5.9	1.1	2.4	3	3	75	83	818853	806173	N/A	N/A	N/A	<0.2	<0.2	3.1	1.9
						1.0	0.6	257	28.8		8.0		21.8		90.0		6.2		1.2		3		78							<0.2		2.7	
					Middle	3.7	0.4	283	28.6	28.6	8.0	8.1	25.3	25.3	83.5	82.4	5.6		1.9		3		83							<0.2		1.6	
						3.7	0.4	288	28.6		8.1		25.3		81.2		5.5		2.0		3		83							<0.2		1.2	
					Bottom	6.4	0.4	171	28.0	28.0	7.9	7.9	29.3	29.3	69.3	69.4	4.6	4.6	3.9		4		87							<0.2		1.3	
						6.4	0.4	174	28.0		7.9		29.3		69.4		4.6		4.1		4		90							<0.2		1.3	
15-Sep-16	Fine	Rough	11:48	7.3	Surface	1.0	0.9	217	28.9	28.9	8.0	8.0	23.7	23.7	94.5	94.4	6.4	5.9	3.3	10.9	4	10	75	80	818865	806211	N/A	N/A	N/A	<0.2	<0.2	2.0	1.6
						1.0	1.0	224	28.9		8.0		23.7		94.3		6.4		3.4		5		73							<0.2		1.8	
					Middle	3.7	0.9	218	28.7	28.7	8.0	8.0	23.9	23.9	81.9	80.2	5.5		8.7		6		78							<0.2		2.0	
						3.7	1.0	239	28.7		8.0		23.9		78.5		5.3		9.9		5		81							<0.2		1.9	
					Bottom	6.3	0.8	222	28.0	28.0	7.9	7.9	29.4	29.4	71.9	72.0	4.8	4.8	19.9		20		88							<0.2		1.1	
						6.3	0.8	227	28.0		7.9		29.4		72.1		4.8		20.0		19		87							<0.2		1.0	
17-Sep-16	Sunny	Rough	12:12	8.7	Surface	1.0	0.4	217	28.7	28.7	7.9	7.9	26.8	26.8	74.6	74.6	5.0	4.8	2.6	6.4	5	11	81	86	818860	806178	N/A	N/A	N/A	<0.2	<0.2	2.3	1.4
						1.0	0.4	224	28.7		7.9		26.8		74.6		5.0		2.7		6		82							<0.2		2.3	
					Middle	4.4	0.4	181	27.9	27.9	7.9	7.9	29.8	29.8	67.7	68.0	4.5		7.2		9		86							<0.2		1.0	
						4.4	0.4	184	27.9		7.9		29.8		68.2		4.7		7.2		10		86							<0.2		0.9	
					Bottom	7.7	0.3	183	27.8	27.8	7.9	7.9	30.1	30.1	62.0	62.0	4.1	4.1	9.3		17		89							<0.2		0.8	
						7.7	0.4	200	27.8		7.9		30.1		62.0		4.1		9.3		18		89							<0.2		0.9	
20-Sep-16	Fine	Moderate	14:20	8.0	Surface	1.0	0.2	166	28.1	28.1	8.0	8.0	29.5	29.5	86.6	86.7	5.7	5.8	4.3	6.5	9	9	76	84	818846	806195	N/A	N/A	N/A	<0.2	<0.2	1.4	1.3
						1.0	0.2	170	28.1		8.0		29.5		86.7		5.8		4.4		9		78							<0.2		1.4	
					Middle	4.0	0.2	102	28.0	28.0	8.1	8.1	30.6	30.6	87.3	87.3	5.8		5.6		8		85							<0.2		1.0	
						4.0	0.2	102	28.0		8.1		30.6		87.3		5.8		5.8		8		86							<0.2		1.1	
					Bottom	7.0	0.2	77	28.0	28.0	8.1	8.1	31.9	31.9	87.3	87.3	5.7	5.7	9.5		10		90							<0.2		1.3	
						7.0	0.2	77	28.0		8.1		31.9		87.3		5.7		9.6		12		91							<0.2		1.8	
22-Sep-16	Fine	Calm	16:04	7.2	Surface	1.0	0.2	200	28.6	28.6	8.0	8.0	29.4	29.4	90.7	90.7	6.0	5.9	2.0	3.9	4	5	77	82	818870	806199	N/A	N/A	N/A	<0.2	<0.2	1.4	1.6
						1.0	0.2	213	28.6		8.0		29.4		90.6		6.0		2.1		5		75							<0.2		1.9	
					Middle	3.6	0.3	62	28.5	28.5	8.0	8.0	29.5	29.5	88.4	88.4	5.8		3.4		6		82							<0.2		1.1	
						3.6	0.3	63	28.5		8.0		29.5		88.3		5.8		3.5		5		85							<0.2		1.6	
					Bottom	6.2	0.2	59	28.3	28.3	8.0	8.0	30.3	30.3	83.4	83.1	5.5	5.5	6.3		4		87							<0.2		2.0	
						6.2	0.2	62	28.3		8.0		30.3		82.7		5.4		6.1		4		87							<0.2		1.6	
24-Sep-16	Fine	Calm	06:45	7.8	Surface	1.0	0.6	158	28.5	28.5	7.9	7.9	25.3	25.3	88.7	88.7	6.0	6.0	2.7	6.3	5	10	76	81	818835	806188	N/A	N/A	N/A	<0.2	<0.2	2.5	2.3
						1.0	0.6	171	28.5		7.9		25.3		88.7		6.0		2.8		4		74							<0.2		2.8	
					Middle	3.9	0.5	116	28.4	28.4	7.9	7.9	26.6	26.6	88.2	88.2	5.9		6.5		10		77							<0.2		2.4	
						3.9	0.5	117	28.4		7.9		26.6		88.2		5.9		6.6		12		79							<0.2		2.1	
					Bottom	6.8	0.4	142	28.3	28.3	7.9	7.9	27.1	27.1	89.2	89.2	6.0	6.0	9.7		13		90							<0.2		2.0	
						6.8	0.4	147	28.3		7.9		27.1		89.2		6.0		9.7		15		88							<0.2		1.9	
27-Sep-16	Fine	Calm	10:38	7.6	Surface	1.0	0.9	217	29.3	29.3	8.0	8.0	22.4	22.4	93.0	92.5	6.3	6.0	3.4	9.6	<2	7	75	84	818837	806185	N/A	N/A	N/A	<0.2	<0.2	2.4	1.6
						1.0	1.0	235	29.3		8.0		22.3		91.9		6.2		3.6		2		78							<0.2		2.3	
					Middle	3.8	0.6	236	28.7	28.7	8.0	8.0	29.0	29.0	88.1	88.1	5.8		8.7		6		86							<0.2		1.5	
						3.8	0.7	249	28.7		8.0		29.0		88.1		5.8		8.8		7		84							<0.2		1.4	
					Bottom	6.6	0.6	243	28.6	28.6	8.0	8.0	29.9	29.9	87.9	88.0	5.8	5.8	16.3		10		90							<0.2		1.2	
						6.6	0.7	255	28.6		8.0		29.9		88.0		5.8		16.6		13		91							<0.2		1.0	
29-Sep-16	Fine	Rough	12:39	7.3	Surface	1.0	0.8	190	27.9	27.9	8.0	8.0	27.2	27.2	98.5	98.5	6.6	6.5	2.5	2.9	3	4	77	84	818859	806193	N/A	N/A	N/A	<0.2	<0.2	2.0	1.8
						1.0	0.9	194	27.9		8.0		27.2		98.5		6.6		2.6		4		79							<0.2		2.0	
					Middle	3.7	0.7	189	28.0	28.0	8.0	8.0	27.3	27.3	95.9	95.9	6.4		2.4		4		83							<0.2		1.6	
						3.7	0.7	193	28.0		8.0		27.3		95.8		6.4		2.3		4		84							<0.2		2.0	
					Bottom	6.3	0.6	191	28.1	28.1	8.0	8.0	29.1	29.1	95.6	95.7	6.3	6.3	3.8		4		88							<0.2		1.5	
						6.3	0.6	199	28.1		8.0		29.1		95.7		6.3		3.8		5		90							<0.2		1.6	

DA: Depth-Averaged
Calm: Small or no wave; Moderate: Between calm and rough; Rough : White capped or rougher

Expansion of Hong Kong International Airport into a Three-Runway System
Baseline Water Quality Monitoring
Water Quality Monitoring Results at IM2 during Mid-Flood Tide

Date	Weather Condition	Sea Condition	Sampling Time	Water Depth (m)	Sampling Depth (m)		Current Speed (m/s)	Current Direction	Water Temperature (°C) Value	Water Temperature (°C) Average	pH Value	pH Average	Salinity (ppt) Value	Salinity (ppt) Average	DO Saturation (%) Value	DO Saturation (%) Average	Dissolved Oxygen (mg/L) Value	Dissolved Oxygen (mg/L) DA	Turbidity(NTU) Value	Turbidity(NTU) DA	Suspended Solids (mg/L) Value	Suspended Solids (mg/L) DA	Total Alkalinity (ppm) Value	Total Alkalinity (ppm) DA	Coordinate HK Grid (Northing)	Coordinate HK Grid (Easting)	Observed construction activities <100m from location	Observed construction activities >100m from location	Other Observations	Chromium (µg/L) Average	Chromium (µg/L) DA	Nickel (µg/L) Average	Nickel (µg/L) DA
1-Sep-16	Cloudy	Moderate	06:56	8.3	Surface	1.0	0.7	31	27.9	27.9	7.8	7.8	23.9	24.0	69.4	69.3	4.8	4.8	4.9	14.2	3	12	72	80	818871	806207	N/A	N/A	N/A	<0.2	<0.2	2.1	1.8
						1.0	0.7	32	27.9		7.8		24.0		69.2		4.8		5.2		4		74										
					Middle	4.2	0.7	38	27.9	27.9	7.8	7.8	25.4	25.4	69.7	70.0	4.8		13.5		5		80							<0.2		1.9	
						4.2	0.7	40	27.9		7.8		25.3		70.3		4.8		14.6		5		81										
					Bottom	7.3	0.5	79	27.7	27.7	7.9	7.9	27.7	27.7	73.0	73.1	4.9	4.9	23.7		28		84							<0.2		1.3	
						7.3	0.6	86	27.7		7.9		27.7		73.1		4.9		23.5		27		86										
3-Sep-16	Cloudy	Moderate	08:03	8.6	Surface	1.0	0.7	99	28.2	28.2	7.8	7.8	23.9	23.9	74.9	74.9	5.1	5.1	4.4	27.6	7	12	94	96	818851	806193	N/A	N/A	N/A	<0.2	<0.2	2.0	1.6
						1.0	0.7	100	28.2		7.8		23.9		74.9		5.1		4.6		7		94										
					Middle	4.3	0.7	68	28.0	28.0	7.9	7.9	26.1	26.1	74.7	74.7	5.1		21.3		13		94							<0.2		1.6	
						4.3	0.7	72	28.0		7.9		26.1		74.7		5.1		21.4		13		94										
					Bottom	7.6	0.5	89	28.0	28.0	7.9	7.9	26.4	26.4	74.7	74.7	5.0	5.0	56.8		15		98							<0.2		1.4	
						7.6	0.5	93	28.0		7.9		26.4		74.7		5.0		57.1		16		99										
6-Sep-16	Rainy	Moderate	10:20	8.5	Surface	1.0	0.6	120	28.1	28.1	7.8	7.8	25.8	25.8	71.3	71.3	4.8	4.7	2.7	11.6	4	14	92	96	818860	806212	N/A	N/A	N/A	<0.2	<0.2	1.5	1.3
						1.0	0.6	127	28.1		7.8		25.8		71.2		4.8		2.6		6		96										
					Middle	4.3	0.6	86	28.0	28.0	7.8	7.8	26.6	26.6	68.7	68.7	4.6		5.8		5		96							<0.2		1.3	
						4.3	0.6	87	28.0		7.8		26.6		68.7		4.6		5.9		6		96										
					Bottom	7.5	0.4	173	27.9	27.9	7.9	7.9	28.3	28.3	67.9	68.0	4.5	4.6	26.1		31		96							<0.2		1.2	
						7.5	0.4	185	27.9		7.9		28.3		68.1		4.6		26.2		30		99										
8-Sep-16	Cloudy	Calm	11:43	7.3	Surface	1.0	0.7	124	28.1	28.1	7.9	7.9	21.8	21.8	79.3	79.2	5.5	5.2	2.1	4.4	5	8	77	83	818836	806200	N/A	N/A	N/A	<0.2	<0.2	3.1	1.8
						1.0	0.7	132	28.1		7.9		21.8		79.0		5.5		2.2		5		78										
					Middle	3.7	0.7	96	28.1	28.1	7.8	7.8	23.9	23.8	71.8	72.0	4.9		3.1		6		83							<0.2		1.5	
						3.7	0.7	99	28.1		7.8		23.6		72.1		4.9		3.1		6		85										
					Bottom	6.3	0.6	49	27.9	27.9	7.9	7.9	28.4	28.4	68.2	68.5	4.6	4.6	8.2		11		85							<0.2		1.0	
						6.3	0.6	50	27.9		7.9		28.3		68.7		4.6		7.9		12		87										
10-Sep-16	Rainy	Moderate	14:25	7.9	Surface	1.0	0.5	266	28.0	28.0	7.8	7.8	13.3	13.3	89.7	89.7	6.5	6.3	2.3	4.5	4	7	73	79	818867	806190	N/A	N/A	N/A	<0.2	<0.2	3.4	2.4
						1.0	0.6	276	28.0		7.8		13.3		89.7		6.5		2.5		3		74										
					Middle	4.0	0.5	257	28.0	28.0	7.9	7.9	14.3	14.3	85.4	85.0	6.2		3.0		4		73							<0.2		3.1	
						4.0	0.5	262	28.0		7.9		14.3		84.6		6.1		3.2		4		74										
					Bottom	6.9	0.4	156	27.7	27.7	8.0	8.0	30.9	31.0	69.1	69.5	4.6	4.6	8.2		13		90							<0.2		0.7	
						6.9	0.4	170	27.7		8.0		31.1		69.9		4.6		8.0		15		90										
13-Sep-16	Cloudy	Moderate	16:47	7.3	Surface	1.0	0.6	193	29.0	29.1	8.0	8.0	21.2	21.2	98.4	98.0	6.7	6.2	2.8	4.9	6	8	73	79	818839	806212	N/A	N/A	N/A	<0.2	<0.2	3.5	2.6
						1.0	0.6	194	29.1		8.0		21.1		97.6		6.7		2.8		6		71										
					Middle	3.7	0.5	186	28.6	28.6	8.0	8.0	24.7	24.8	84.9	84.8	5.7		3.8		8		78							<0.2		2.5	
						3.7	0.5	187	28.6		8.0		24.8		84.7		5.7		3.9		8		80										
					Bottom	6.3	0.3	197	28.2	28.2	7.9	7.9	27.4	27.5	68.1	68.2	4.6	4.6	7.9		8		85							<0.2		2.0	
						6.3	0.3	211	28.2		7.9		27.5		68.2		4.6		8.1		9		85										
15-Sep-16	Fine	Rough	17:43	7.4	Surface	1.0	1.1	221	28.9	28.9	7.9	7.9	21.8	21.8	96.5	96.5	6.6	6.6	10.2	15.2	28	34	73	78	818842	806174	N/A	N/A	N/A	0.3	0.3	2.6	3.1
						1.0	1.2	236	28.9		7.9		21.8		96.5		6.6		10.5		28		71										
					Middle	3.7	0.9	215	28.9	28.9	7.9	7.9	21.9	21.9	96.4	96.4	6.6		13.9		37		78							0.4		3.8	
						3.7	1.0	221	28.9		7.9		21.9		96.4		6.6		12.4		37		77										
					Bottom	6.4	0.6	190	28.9	28.9	7.9	7.9	21.9	21.9	96.4	96.5	6.6	6.6	22.3		37		85							<0.2		2.9	
						6.4	0.6	198	28.9		7.9		21.9		96.6		6.6		22.0		39		83										
17-Sep-16	Sunny	Rough	06:48	8.1	Surface	1.0	0.5	55	28.5	28.5	7.9	7.9	24.5	24.5	75.2	75.2	5.1	5.0	2.7	7.7	6	15	80	87	818833	806196	N/A	N/A	N/A	<0.2	<0.2	1.8	1.4
						1.0	0.5	57	28.5		7.9		24.5		75.2		5.1		2.6		8		80										
					Middle	4.1	0.4	47	28.2	28.3	7.9	7.9	26.9	26.9	70.7	70.8	4.8		3.8		14		91							<0.2		1.3	
						4.1	0.4	50	28.3		7.9		26.8		70.8		4.8		3.8		12		91										
					Bottom	7.1	0.3	58	27.9	27.9	7.9	7.9	29.8	29.8	65.7	66.1	4.4	4.4	16.4		26		90							<0.2		1.1	
						7.1	0.3	61	27.9		7.9		29.8		66.5		4.4		16.6		24		90										
20-Sep-16	Rainy	Moderate	09:26	8.4	Surface	1.0	0.7	35	28.0	28.0	8.0	8.0	29.4	29.4	84.1	84.0	5.6	5.5	8.9	15.9	13	19	78	83	818851	806203	N/A	N/A	N/A	<0.2	<0.2	1.5	1.4
						1.0	0.7	36	28.0		8.0		29.4		83.9		5.6		10.0		12		75										
					Middle	4.2	0.6	38	28.1	28.1	8.0	8.0	29.8	29.8	82.0	82.0	5.4		15.3		20		83							<0.2		1.6	
						4.2	0.6	40	28.1		8.0		29.8		82.0		5.4		17.3		21		84										
					Bottom	7.4	0.5	47	28.1	28.1	8.0	8.0	29.8	29.8	83.0	83.1	5.5	5.5	21.7		23		87							<0.2		1.3	
						7.4	0.5	47	28.1		8.0		29.8		83.1		5.5		22.3		25		89										
22-Sep-16	Fine	Calm	11:24	7.6	Surface	1.0	0.4	34	28.4	28.4	7.9	7.9	27.5	27.5	83.9	83.9	5.6	5.6	3.8	12.8	7	11	76	80	818855	806197	N/A	N/A	N/A	<0.2	<0.2	2.5	2.3
						1.0	0.4	36	28.4		7.9		27.5		83.9		5.6		3.8		6		73										
					Middle	3.8	0.4	37	28.3	28.3	8.0	8.0	28.5	28.5	84.0	84.1	5.6		7.9		7		80							<0.2		1.9	
						3.8	0.4	38	28.3		8.0		28.5		84.1		5.6		8.8		6		81										
					Bottom	6.6	0.3	46	28.3	28.3	8.0	8.0	29.8	29.8	84.2	84.3	5.6	5.6	27.3		20		87							<0.2		2.6	
						6.6	0.3	46	28.3		8.0		29.8		84.3		5.6		25.0		20		84										
24-Sep-16	Fine	Calm	13:47	7.0	Surface	1.0	0.5	216	28.6	28.6	8.0	8.0	26.6	26.6	91.1	91.1	6.1	6.1	2.1	5.4	14	12	73	82	818864	806206	N/A	N/A	N/A	<0.2	<0.2	2.2	1.5
						1.0	0.5	228	28.6		8.0		26.6		91.0		6.1		2.2		15		76										
					Middle	3.5	0.6	109	28.3	28.3	8.0	8.0	28.6	28.6	89.7	89.7	6.0		5.7		15		75							<0.2		1.1	
						3.5	0.6	111	28.3		8.0		28.6		89.7		6.0		5.6		15		75										
					Bottom	6.0	0.4	108	28.2	28.2	8.0	8.0	29.8	29.8	89.6	89.7	5.9	5.9	8.5		7		96							<0.2		1.3	
						6.0	0.5	112	28.2		8.0		29.8		89.7		5.9		8.5		8		97										
27-Sep-16	Fine	Calm	16:44	7.7	Surface	1.0	0.9	216	29.4	29.4	7.9	7.9	24.3	24.3	85.5	85.0	5.7	5.6	2.2	5.6	3	3	73	81	818834	806204	N/A	N/A	N/A	<0.2	<0.2	2.6	2.2
						1.0	0.9	216	29.3		7.9		24.3		84.5		5.7		2.3		2		75										
					Middle	3.9	0.6	207	28.8	28.8	7.9	7.9	27.5	27.5	81.4	81.4	5.4		6.1		2		80							<0.2		1.9	
						3.9	0.6	208	28.8		7.9		27.4		81.4		5.4		6.3		2		82										
					Bottom	6.7	0.5	189	28.6	28.6	8.0	8.0	29.2	29.2	82.0	82.3	5.4	5.4	8.6		5		87							<0.2		2.1	
						6.7	0.5	207	28.6		8.0		29.2		82.5		5.4		8.2		3		89										
29-Sep-16	Fine	Rough	17:33	7.4	Surface	1.0	0.9	170	28.2	28.2	8.0	8.0	26.7	26.7	95.0	95.0	6.4	6.4	6.8	9.9	8	11	73	80	818855	806199	N/A	N/A	N/A	<0.2	<0.2	1.9	1.6
						1.0	0.9	185	28.2		8.0		26.7		94.9		6.4		7.5		9		75										
					Middle	3.7	0.7	180	28.2	28.2	8.0	8.0	27.0	27.0	95.3	95.3	6.4		12.0		10		79							<0.2		1.6	
						3.7	0.8	183	28.2		8.0		27.0		95.3		6.4		12.0		9		82										
					Bottom	6.4	0.5	172	28.2	28.2	8.0	8.0	27.3	27.3	99.2	99.5	6.6	6.7	10.8		15		87							<0.2		1.5	
						6.4	0.6	172	28.2		8.0		27.3		99.7		6.7		10.4		15		84										

DA: Depth-Averaged
Calm: Small or no wave; Moderate: Between calm and rough; Rough : White capped or rougher

Expansion of Hong Kong International Airport into a Three-Runway System
Baseline Water Quality Monitoring
Water Quality Monitoring Results at IM3 during Mid-Ebb Tide

Date	Weather Condition	Sea Condition	Sampling Time	Water Depth (m)	Sampling Depth (m)		Current Speed (m/s)	Current Direction	Water Temperature (°C) Value	Water Temperature (°C) Average	pH Value	pH Average	Salinity (ppt) Value	Salinity (ppt) Average	DO Saturation (%) Value	DO Saturation (%) Average	Dissolved Oxygen (mg/L) Value	Dissolved Oxygen (mg/L) DA	Turbidity(NTU) Value	Turbidity(NTU) DA	Suspended Solids (mg/L) Value	Suspended Solids (mg/L) DA	Total Alkalinity (ppm) Value	Total Alkalinity (ppm) DA	Coordinate HK Grid (Northing)	Coordinate HK Grid (Easting)	Observed construction activities <100m from location	Observed construction activities >100m from location	Other Observations	Chromium (µg/L) Value	Chromium (µg/L) DA	Nickel (µg/L) Value	Nickel (µg/L) DA
1-Sep-16	Rainy	Moderate	12:10	7.2	Surface	1.0	0.5	182	27.7	27.7	7.9	7.9	27.6	27.7	74.3	73.7	5.0	4.9	5.4	5.8	8	8	84	89	819425	805999	N/A	N/A	N/A	<0.2	<0.2	1.2	1.0
						1.0	0.5	187	27.6		7.9		27.8		73.0		4.9		5.3		6		86							<0.2		1.2	
					Middle	3.6	0.5	196	27.6	27.6	7.9	7.9	27.6	27.6	72.1	72.0	4.9		5.8		8		90							<0.2		1.0	
						3.6	0.5	200	27.6		7.9		27.6		71.9		4.9		5.7		9		90							<0.2		0.9	
					Bottom	6.2	0.4	199	27.5	27.5	7.9	7.9	28.7	28.7	71.2	71.4	4.8	4.8	6.3		10		93							<0.2		0.8	
						6.2	0.5	200	27.5		7.9		28.7		71.5		4.8		6.0		9		92							<0.2		1.0	
3-Sep-16	Cloudy	Moderate	13:03	8.9	Surface	1.0	0.4	190	29.2	29.2	7.8	7.8	23.3	23.3	81.5	81.4	5.5	5.4	2.8	7.9	6	12	91	94	819396	806025	N/A	N/A	N/A	<0.2	<0.2	1.3	1.4
						1.0	0.4	197	29.2		7.8		23.3		81.3		5.5		2.7		6		87							<0.2		1.8	
					Middle	4.5	0.5	183	28.6	28.6	7.9	7.9	26.2	26.2	77.3	77.3	5.2		5.6		9		96							<0.2		1.4	
						4.5	0.5	183	28.6		7.9		26.2		77.3		5.2		5.5		9		95							<0.2		1.5	
					Bottom	7.9	0.4	162	27.8	27.8	7.9	7.9	29.2	29.2	72.3	72.4	4.8	4.8	15.2		21		98							<0.2		1.1	
						7.9	0.4	175	27.8		7.9		29.2		72.4		4.8		15.3		20		98							<0.2		1.2	
6-Sep-16	Rainy	Moderate	14:39	8.7	Surface	1.0	0.3	173	28.3	28.3	7.9	7.9	25.9	25.9	76.9	76.9	5.2	5.0	2.4	8.4	4	8	88	92	819414	806034	N/A	N/A	N/A	<0.2	<0.2	1.4	1.1
						1.0	0.3	184	28.3		7.9		25.9		76.8		5.2		2.1		4		87							<0.2		1.5	
					Middle	4.4	0.3	164	27.9	27.9	7.9	7.9	28.8	28.8	70.1	70.1	4.7		6.7		8		96							<0.2		1.0	
						4.4	0.3	165	27.9		7.9		28.8		70.1		4.7		6.8		6		94							<0.2		1.0	
					Bottom	7.7	0.3	169	27.8	27.8	7.9	7.9	29.3	29.3	69.2	69.3	4.6	4.6	16.1		12		91							<0.2		0.9	
						7.7	0.3	177	27.8		7.9		29.3		69.3		4.6		16.0		11		93							<0.2		1.0	
8-Sep-16	Cloudy	Calm	15:58	7.0	Surface	1.0	0.3	192	28.6	28.6	7.8	7.8	17.5	17.5	83.7	83.0	5.9	5.5	1.8	4.0	6	7	83	86	819413	805999	N/A	N/A	N/A	<0.2	<0.2	2.8	2.3
						1.0	0.3	204	28.6		7.8		17.4		82.2		5.8		1.9		5		80							<0.2		2.9	
					Middle	3.5	0.3	179	28.1	28.1	7.8	7.8	21.3	21.4	74.0	74.1	5.1		3.2		5		84							<0.2		2.4	
						3.5	0.3	192	28.1		7.8		21.5		74.1		5.1		3.4		7		85							<0.2		2.4	
					Bottom	6.0	0.3	163	27.9	27.9	7.9	7.9	29.2	29.2	68.2	68.2	4.5	4.5	6.8		10		91							<0.2		1.5	
						6.0	0.3	178	27.9		7.9		29.2		68.2		4.5		6.7		10		92							<0.2		1.7	
10-Sep-16	Rainy	Moderate	07:19	7.8	Surface	1.0	0.8	238	28.3	28.3	7.8	7.8	11.8	11.8	83.9	83.8	6.1	5.6	1.0	2.4	<2	6	74	85	819395	806034	N/A	N/A	N/A	<0.2	<0.2	3.7	2.5
						1.0	0.9	240	28.3		7.8		11.7		83.7		6.1		1.1		2		74							<0.2		3.4	
					Middle	3.9	0.6	231	28.3	28.3	7.8	7.8	19.6	19.6	71.8	71.8	5.0		1.1		4		83							<0.2		3.3	
						3.9	0.6	243	28.3		7.8		19.6		71.7		5.0		1.1		3		82							<0.2		3.0	
					Bottom	6.8	0.3	211	27.8	27.8	7.9	7.9	30.5	30.5	67.9	68.0	4.5	4.5	5.2		12		98							<0.2		0.7	
						6.8	0.3	228	27.8		7.9		30.5		68.0		4.5		5.1		10		101							<0.2		0.8	
13-Sep-16	Cloudy	Moderate	10:25	7.1	Surface	1.0	0.7	254	28.6	28.6	7.9	8.0	21.4	21.5	91.3	91.2	6.3	6.1	0.9	1.9	2	4	73	80	819407	806000	N/A	N/A	N/A	<0.2	<0.2	2.8	2.1
						1.0	0.7	274	28.6		8.0		21.5		91.1		6.3		0.9		3		70							<0.2		3.0	
					Middle	3.6	0.5	256	28.6	28.6	8.0	8.0	26.4	26.3	88.0	87.6	5.9		1.4		3		80							<0.2		2.1	
						3.6	0.5	275	28.6		8.0		26.2		87.2		5.8		1.5		3		77							<0.2		1.9	
					Bottom	6.1	0.3	228	28.3	28.3	8.0	8.0	27.6	27.6	83.0	83.1	5.5	5.5	3.2		6		87							<0.2		1.3	
						6.1	0.4	242	28.3		8.0		27.6		83.1		5.5		3.4		5		90							<0.2		1.6	
15-Sep-16	Fine	Rough	11:57	7.6	Surface	1.0	1.0	228	28.6	28.6	8.0	8.0	24.8	24.8	86.4	86.4	5.8	5.5	3.3	7.9	7	9	71	79	819402	806014	N/A	N/A	N/A	<0.2	<0.2	1.8	1.6
						1.0	1.0	250	28.6		8.0		24.8		86.3		5.8		3.5		6		73							<0.2		1.9	
					Middle	3.8	0.9	227	28.4	28.4	7.9	7.9	25.8	25.8	77.2	77.2	5.2		5.1		8		78							<0.2		1.8	
						3.8	1.0	235	28.4		7.9		25.8		77.1		5.2		5.1		8		79							<0.2		1.6	
					Bottom	6.6	0.8	231	27.9	28.0	7.9	8.0	29.9	29.8	69.4	69.1	4.6	4.7	15.7		13		85							<0.2		1.0	
						6.6	0.8	232	28.1		8.0		29.7		68.7		4.7		14.8		12		87							<0.2		1.2	
17-Sep-16	Sunny	Rough	12:04	9.1	Surface	1.0	0.3	151	29.0	29.0	7.9	7.9	27.7	27.7	78.4	78.4	5.2	5.0	2.6	5.6	6	11	83	89	819399	806013	N/A	N/A	N/A	<0.2	<0.2	1.2	1.1
						1.0	0.4	153	29.0		7.9		27.7		78.4		5.2		2.5		6		83							<0.2		1.2	
					Middle	4.6	0.3	161	28.1	28.1	8.0	8.0	29.7	29.7	70.2	70.3	4.9		5.1		9		91							<0.2		0.8	
						4.6	0.4	169	28.1		8.0		29.7		70.3		4.8		5.1		10		91							<0.2		1.4	
					Bottom	8.1	0.2	157	27.9	27.9	8.0	8.0	30.2	30.2	64.6	64.7	4.3	4.3	9.1		18		93							<0.2		1.3	
						8.1	0.2	162	27.9		8.0		30.2		64.7		4.3		9.2		16		93							<0.2		0.8	
20-Sep-16	Fine	Moderate	14:12	8.2	Surface	1.0	0.3	258	28.2	28.2	8.0	8.0	29.3	29.3	86.0	86.1	5.7	5.7	5.0	8.1	8	9	78	84	819419	806010	N/A	N/A	N/A	<0.2	<0.2	1.6	1.7
						1.0	0.3	269	28.2		8.0		29.3		86.1		5.7		5.2		8		79							<0.2		1.8	
					Middle	4.1	0.3	59	28.0	28.0	8.1	8.1	30.2	30.2	86.5	86.5	5.7		6.5		9		84							<0.2		1.6	
						4.1	0.3	61	28.0		8.1		30.1		86.4		5.7		7.2		8		86							<0.2		2.3	
					Bottom	7.2	0.3	78	28.0	28.0	8.1	8.1	31.9	31.9	86.6	86.7	5.7	5.7	12.8		10		88							<0.2		1.3	
						7.2	0.3	85	28.0		8.1		31.9		86.8		5.7		12.1		9		90							<0.2		1.3	
22-Sep-16	Fine	Calm	15:56	7.1	Surface	1.0	0.4	117	28.6	28.6	8.0	8.0	29.3	29.3	90.7	90.7	6.0	5.8	3.0	8.2	4	5	75	83	819430	806003	N/A	N/A	N/A	<0.2	<0.2	1.2	1.3
						1.0	0.4	121	28.6		8.0		29.3		90.7		6.0		3.2		5		77							<0.2		1.2	
					Middle	3.6	0.3	82	28.4	28.4	8.0	8.0	29.6	29.6	83.3	83.1	5.5		8.8		3		82							<0.2		1.7	
						3.6	0.3	83	28.4		8.0		29.6		82.9		5.5		9.0		4		83							<0.2		1.4	
					Bottom	6.1	0.3	86	28.3	28.3	8.0	8.0	30.2	30.2	77.2	77.1	5.1	5.1	12.9		6		87							<0.2		1.0	
						6.1	0.3	87	28.3		8.0		30.2		77.0		5.1		12.4		7		91							<0.2		1.1	
24-Sep-16	Fine	Calm	06:59	7.9	Surface	1.0	0.4	215	28.5	28.5	7.9	7.9	25.1	25.1	88.7	88.7	6.0	6.0	4.2	8.5	5	12	73	80	819405	806036	N/A	N/A	N/A	<0.2	<0.2	2.3	2.3
						1.0	0.5	227	28.5		7.9		25.1		88.7		6.0		4.2		5		75							<0.2		2.2	
					Middle	4.0	0.4	134	28.4	28.4	7.9	7.9	26.6	26.6	87.9	87.9	5.9		9.5		24		79							<0.2		2.0	
						4.0	0.4	145	28.4		7.9		26.6		87.9		5.9		9.6		25		78							<0.2		2.2	
					Bottom	6.9	0.4	124	28.3	28.3	7.9	7.9	27.0	27.0	87.8	87.9	5.9	5.9	12.0		5		85							<0.2		2.6	
						6.9	0.4	127	28.3		7.9		27.0		87.9		5.9		11.7		6		87							<0.2		2.2	
27-Sep-16	Fine	Calm	10:47	7.4	Surface	1.0	0.9	208	29.3	29.3	7.9	7.9	24.0	24.0	88.7	88.6	5.9	5.9	1.0	5.3	4	4	73	82	819417	806023	N/A	N/A	N/A	<0.2	<0.2	2.2	1.9
						1.0	1.0	223	29.3		7.9		23.9		88.5		5.9		1.1		3		73							<0.2		2.1	
					Middle	3.7	0.7	233	29.2	29.2	7.9	7.9	26.9	26.7	87.6	87.7	5.8		1.3		4		82							<0.2		2.0	
						3.7	0.7	248	29.2		7.9		26.4		87.7		5.8		1.2		4		84							<0.2		1.8	
					Bottom	6.4	0.6	241	28.4	28.4	8.0	8.0	30.4	30.4	84.9	85.1	5.6	5.6	13.2		5		90							<0.2		1.5	
						6.4	0.6	242	28.4		8.0		30.4		85.3		5.6		13.9		4		91							<0.2		1.5	
29-Sep-16	Fine	Rough	12:50	7.4	Surface	1.0	0.9	201	28.0	28.0	8.0	8.0	26.7	26.6	99.2	99.2	6.7	6.7	1.8	1.8	5	5	75	81	819424	806004	N/A	N/A	N/A	<0.2	<0.2	1.8	1.7
						1.0	0.9	215	28.0		8.0		26.5		99.2		6.7		1.9		4		72							<0.2		1.6	
					Middle	3.7	0.8	214	28.0	28.0	8.0	8.0	27.0	27.0	99.4	99.4	6.7		1.7		5		79							<0.2		1.7	
						3.7	0.8	225	28.0		8.0		27.0		99.4		6.7		1.7		5		82							<0.2		1.6	
					Bottom	6.4	0.6	210	28.0	28.0	8.0	8.0	27.2	27.2	101.5	102.2	6.8	6.9	1.7		6		88							<0.2		1.7	
						6.4	0.7	229	28.0		8.0		27.2		102.8		6.9		1.8		6		92							<0.2		1.8	

DA: Depth-Averaged
Calm: Small or no wave; Moderate: Between calm and rough; Rough : White capped or rougher

Expansion of Hong Kong International Airport into a Three-Runway System
Baseline Water Quality Monitoring
Water Quality Monitoring Results at IM3 during Mid-Flood Tide

Date	Weather Condition	Sea Condition	Sampling Time	Water Depth (m)	Sampling Depth (m)		Current Speed (m/s)	Current Direction	Water Temperature (°C) Value	Water Temperature (°C) Average	pH Value	pH Average	Salinity (ppt) Value	Salinity (ppt) Average	DO Saturation (%) Value	DO Saturation (%) Average	Dissolved Oxygen (mg/L) Value	Dissolved Oxygen (mg/L) DA	Turbidity(NTU) Value	Turbidity(NTU) DA	Suspended Solids (mg/L) Value	Suspended Solids (mg/L) DA	Total Alkalinity (ppm) Value	Total Alkalinity (ppm) DA	Coordinate HK Grid (Northing)	Coordinate HK Grid (Easting)	Observed construction activities <100m from location	Observed construction activities >100m from location	Other Observations	Chromium (µg/L) Average	Chromium (µg/L) DA	Nickel (µg/L) Average	Nickel (µg/L) DA
1-Sep-16	Cloudy	Moderate	07:05	8.1	Surface	1.0	0.7	58	27.9	27.9	7.8	7.8	23.7	23.7	69.8	69.8	4.8	4.8	2.8	9.5	5	7	75	79	819407	806010	N/A	N/A	N/A	<0.2	<0.2	0.8	1.5
						1.0	0.8	59	27.9		7.8		23.7		69.8		4.8		3.0		4		75										
					Middle	4.1	0.7	47	27.9	27.9	7.8	7.8	24.9	24.9	68.4	68.5	4.7		8.9		5		77							<0.2		2.2	
						4.1	0.7	47	27.8		7.8		24.8		68.5		4.7		9.9		4		79										
					Bottom	7.1	0.6	48	27.6	27.7	7.9	7.9	27.9	27.9	69.5	69.9	4.7	4.7	17.1		11		82							<0.2		1.7	
						7.1	0.6	48	27.7		7.9		27.8		70.2		4.7		15.4		10		84										
3-Sep-16	Cloudy	Moderate	08:10	9.0	Surface	1.0	0.7	116	28.2	28.2	7.8	7.8	23.7	23.7	75.3	75.3	5.1	5.0	3.8	21.7	5	21	103	100	819396	806023	N/A	N/A	N/A	<0.2	<0.2	2.0	1.7
						1.0	0.7	124	28.2		7.8		23.7		75.2		5.1		4.2		6		99										
					Middle	4.5	0.6	68	28.0	28.0	7.9	7.9	26.5	26.5	72.7	72.7	4.9		18.6		7		91							<0.2		1.8	
						4.5	0.7	72	28.0		7.9		26.5		72.7		4.9		19.9		7		93										
					Bottom	8.0	0.5	94	28.0	28.0	7.9	7.9	26.7	26.7	72.9	73.0	4.9	4.9	41.7		51		106							<0.2		1.3	
						8.0	0.5	102	28.0		7.9		26.7		73.0		4.9		42.2		48		109										
6-Sep-16	Rainy	Moderate	10:28	8.8	Surface	1.0	0.4	219	28.0	28.0	7.8	7.8	25.3	25.3	72.6	72.7	4.9	4.8	2.5	12.3	7	15	94	94	819410	806014	N/A	N/A	N/A	<0.2	<0.2	1.5	1.3
						1.0	0.5	233	28.0		7.8		25.3		72.7		4.9		2.5		5		95										
					Middle	4.4	0.6	125	28.0	28.0	7.8	7.8	26.2	26.2	68.9	68.9	4.7		5.1		6		90							<0.2		1.4	
						4.4	0.6	136	28.0		7.8		26.2		68.9		4.7		5.3		6		93										
					Bottom	7.8	0.4	133	27.9	27.9	7.9	7.9	28.6	28.6	68.4	68.4	4.6	4.6	29.2		32		92							<0.2		1.0	
						7.8	0.5	139	27.9		7.9		28.6		68.4		4.6		29.4		32		97										
8-Sep-16	Cloudy	Calm	11:51	7.4	Surface	1.0	0.6	212	28.2	28.2	7.9	7.9	24.2	24.3	76.9	76.8	5.2	5.1	4.6	7.1	6	16	80	83	819428	806001	N/A	N/A	N/A	<0.2	<0.2	1.8	1.0
						1.0	0.6	215	28.2		7.9		24.4		76.6		5.2		4.3		6		76										
					Middle	3.7	0.4	79	28.0	28.1	7.9	7.9	28.6	28.6	74.1	74.1	4.9		6.1		19		81							<0.2		0.6	
						3.7	0.4	81	28.1		7.9		28.5		74.0		4.9		5.9		18		84										
					Bottom	6.4	0.3	123	27.9	27.9	7.9	7.9	29.0	29.0	70.8	70.9	4.7	4.7	11.0		23		87							<0.2		0.7	
						6.4	0.3	123	27.9		7.9		29.0		70.9		4.7		10.9		24		90										
10-Sep-16	Rainy	Moderate	14:12	8.2	Surface	1.0	0.3	279	28.1	28.1	7.8	7.8	11.7	11.7	89.8	89.8	6.6	6.0	1.5	6.4	3	5	69	79	819417	806015	N/A	N/A	N/A	<0.2	<0.2	3.9	2.7
						1.0	0.3	292	28.1		7.8		11.7		89.7		6.6		1.4		4		65										
					Middle	4.1	0.2	273	28.4	28.4	7.7	7.7	17.0	17.0	75.1	75.1	5.3		2.6		4		74							<0.2		3.3	
						4.1	0.2	276	28.4		7.7		17.0		75.1		5.3		2.8		3		75										
					Bottom	7.2	0.1	163	27.7	27.7	7.9	7.9	31.3	31.3	66.6	66.7	4.4	4.4	15.1		8		97							<0.2		1.0	
						7.2	0.2	168	27.7		7.9		31.3		66.7		4.4		15.1		8		96										
13-Sep-16	Cloudy	Moderate	16:38	7.5	Surface	1.0	0.5	208	28.9	28.9	7.9	7.9	21.0	21.0	90.1	90.1	6.2	5.9	5.9	10.2	8	15	71	80	819402	806021	N/A	N/A	N/A	<0.2	<0.2	3.0	2.6
						1.0	0.5	209	28.9		7.9		21.0		90.1		6.2		6.0		7		73										
					Middle	3.8	0.5	186	28.7	28.7	7.9	7.9	22.6	22.6	81.3	80.9	5.5		9.5		15		83							<0.2		2.9	
						3.8	0.5	203	28.7		7.9		22.6		80.4		5.5		9.5		16		79										
					Bottom	6.5	0.5	200	28.2	28.2	7.9	7.9	27.3	27.4	69.1	69.6	4.6	4.7	14.9		23		85							<0.2		1.9	
						6.5	0.5	206	28.2		7.9		27.4		70.1		4.7		15.2		22		86										
15-Sep-16	Fine	Rough	17:42	7.6	Surface	1.0	0.9	219	28.9	28.9	7.9	7.9	21.7	21.7	96.6	96.6	6.6	6.6	10.5	17.4	22	25	68	77	819426	806012	N/A	N/A	N/A	<0.2	<0.2	2.2	2.3
						1.0	1.0	236	28.9		7.9		21.7		96.6		6.6		11.6		21		70										
					Middle	3.8	0.8	231	28.9	28.9	7.9	7.9	21.8	21.8	96.6	96.7	6.6		16.4		23		76							<0.2		2.7	
						3.8	0.8	253	28.9		7.9		21.8		96.7		6.6		16.1		24		77										
					Bottom	6.6	0.5	215	28.9	28.9	7.9	7.9	21.9	21.9	97.6	98.2	6.7	6.7	26.0		30		85							<0.2		2.1	
						6.6	0.6	220	28.9		7.9		21.9		98.7		6.7		23.9		28		86										
17-Sep-16	Sunny	Rough	06:06	8.4	Surface	1.0	0.6	80	28.5	28.5	7.9	7.9	25.9	25.9	73.4	73.4	4.9	4.9	3.6	9.3	12	19	84	91	819412	806006	N/A	N/A	N/A	<0.2	<0.2	1.3	1.1
						1.0	0.6	86	28.5		7.9		25.9		73.3		4.9		3.5		11		83										
					Middle	4.2	0.5	114	28.0	28.0	7.9	7.9	28.3	28.3	70.2	70.2	4.8		5.8		22		96							<0.2		1.0	
						4.2	0.5	118	28.0		7.9		28.3		70.2		4.8		5.9		23		95										
					Bottom	7.4	0.5	139	27.9	27.9	7.9	7.9	29.8	29.8	65.3	65.3	4.3	4.3	18.6		21		92							<0.2		1.0	
						7.4	0.5	148	27.9		7.9		29.8		65.3		4.3		18.6		24		93										
20-Sep-16	Rainy	Moderate	09:34	8.6	Surface	1.0	0.6	63	28.1	28.1	8.0	8.0	29.8	29.8	82.5	82.5	5.5	5.5	9.3	15.6	11	22	76	81	819420	806008	N/A	N/A	N/A	<0.2	<0.2	1.4	1.3
						1.0	0.7	65	28.1		8.0		29.8		82.4		5.5		8.3		11		76										
					Middle	4.3	0.6	55	28.1	28.1	8.0	8.0	29.9	29.9	81.9	81.9	5.4		14.3		27		80							<0.2		1.4	
						4.3	0.6	56	28.1		8.0		29.9		81.8		5.4		13.2		26		81										
					Bottom	7.6	0.5	64	28.1	28.1	8.0	8.0	29.9	29.9	83.0	83.3	5.5	5.5	23.3		29		85							<0.2		1.3	
						7.6	0.5	67	28.1		8.0		29.9		83.5		5.5		25.0		29		86										
22-Sep-16	Fine	Calm	11:32	7.4	Surface	1.0	0.5	38	28.5	28.5	7.9	7.9	27.2	27.2	83.8	83.8	5.6	5.6	2.7	8.1	5	10	73	80	819395	806000	N/A	N/A	N/A	<0.2	<0.2	1.9	1.7
						1.0	0.5	41	28.5		7.9		27.2		83.7		5.6		2.8		6		75										
					Middle	3.7	0.5	34	28.3	28.3	8.0	8.0	28.5	28.5	82.6	82.7	5.5		6.6		7		77							<0.2		1.8	
						3.7	0.5	34	28.3		8.0		28.4		82.7		5.5		6.9		6		80										
					Bottom	6.4	0.3	81	28.3	28.3	8.0	8.0	29.5	29.5	85.6	85.7	5.6	5.7	14.8		20		87							<0.2		1.5	
						6.4	0.4	83	28.3		8.0		29.5		85.7		5.7		14.8		18		87										
24-Sep-16	Fine	Calm	13:39	7.5	Surface	1.0	0.6	231	28.7	28.7	7.9	7.9	25.2	25.2	89.6	89.6	6.0	6.0	1.7	2.8	3	6	68	80	819429	806020	N/A	N/A	N/A	<0.2	<0.2	1.6	1.7
						1.0	0.6	247	28.7		7.9		25.2		89.6		6.0		1.9		3		70										
					Middle	3.8	0.7	70	28.4	28.4	8.0	8.0	27.2	27.2	88.6	88.6	5.9		2.9		7		73							<0.2		1.9	
						3.8	0.8	74	28.4		8.0		27.2		88.6		5.9		2.8		6		75										
					Bottom	6.5	0.4	108	28.3	28.3	8.0	8.0	29.1	29.1	88.7	88.7	5.9	5.9	3.7		8		97							<0.2		1.5	
						6.5	0.5	112	28.3		8.0		29.0		88.7		5.9		3.8		7		94										
27-Sep-16	Fine	Calm	16:38	7.6	Surface	1.0	0.8	211	29.4	29.4	7.9	7.9	24.3	24.4	86.1	85.8	5.8	5.6	1.8	5.1	4	3	74	81	819423	806001	N/A	N/A	N/A	<0.2	<0.2	1.6	1.7
						1.0	0.8	220	29.3		7.9		24.4		85.4		5.7		2.0		2		73										
					Middle	3.8	0.7	217	28.8	28.8	7.9	7.9	27.9	27.8	80.7	80.8	5.3		5.7		3		79							<0.2		1.9	
						3.8	0.7	233	28.8		7.9		27.7		80.8		5.4		6.0		2		82										
					Bottom	6.6	0.5	203	28.6	28.6	8.0	8.0	29.3	29.3	80.8	81.1	5.3	5.3	7.9		3		88							<0.2		1.6	
						6.6	0.6	208	28.6		8.0		29.2		81.3		5.3		7.3		4		87										
29-Sep-16	Fine	Rough	17:26	7.6	Surface	1.0	0.9	153	28.2	28.2	8.0	8.0	26.3	26.3	95.2	95.2	6.4	6.4	2.3	4.8	4	5	68	76	819429	806032	N/A	N/A	N/A	<0.2	<0.2	1.9	1.8
						1.0	0.9	167	28.2		8.0		26.3		95.2		6.4		2.3		6		71										
					Middle	3.8	0.8	166	28.2	28.2	8.0	8.0	26.4	26.4	94.9	94.9	6.4		3.9		4		77							<0.2		1.8	
						3.8	0.8	176	28.2		8.0		26.3		94.8		6.4		4.1		4		75										
					Bottom	6.6	0.6	181	28.2	28.2	8.0	8.0	27.9	28.1	95.2	95.7	6.4	6.4	7.7		5		83							<0.2		1.6	
						6.6	0.6	192	28.2		8.0		28.2		96.2		6.4		8.5		5		84										

DA: Depth-Averaged
Calm: Small or no wave; Moderate: Between calm and rough; Rough : White capped or rougher

Expansion of Hong Kong International Airport into a Three-Runway System
Baseline Water Quality Monitoring
Water Quality Monitoring Results at IM4 during Mid-Ebb Tide

Date	Weather Condition	Sea Condition	Sampling Time	Water Depth (m)	Sampling Depth (m)		Current Speed (m/s)	Current Direction	Water Temperature (°C) Value	Water Temperature (°C) Average	pH Value	pH Average	Salinity (ppt) Value	Salinity (ppt) Average	DO Saturation (%) Value	DO Saturation (%) Average	Dissolved Oxygen (mg/L) Value	Dissolved Oxygen (mg/L) DA	Turbidity(NTU) Value	Turbidity(NTU) DA	Suspended Solids (mg/L) Value	Suspended Solids (mg/L) DA	Total Alkalinity (ppm) Value	Total Alkalinity (ppm) DA	Coordinate HK Grid (Northing)	Coordinate HK Grid (Easting)	Observed construction activities <100m from location	Observed construction activities >100m from location	Other Observations	Chromium (µg/L) Value	Chromium (µg/L) DA	Nickel (µg/L) Value	Nickel (µg/L) DA
1-Sep-16	Fine	Moderate	12:01	7.8	Surface	1.0	0.6	171	27.7	27.7	7.9	7.9	28.1	28.1	76.0	75.9	5.1	5.1	5.7	7.6	9	10	83	86	819580	805036	N/A	N/A	N/A	<0.2	<0.2	1.1	1.1
						1.0	0.6	183	27.7		7.9		28.1		75.8		5.1		5.9		9		83							<0.2		1.0	
					Middle	3.9	0.6	188	27.6	27.6	7.9	7.9	28.2	28.2	74.0	74.0	5.0		7.5		10		86							<0.2		1.3	
						3.9	0.6	195	27.6		7.9		28.2		74.0		5.0		7.6		10		84							<0.2		1.3	
					Bottom	6.8	0.5	199	27.5	27.5	7.9	7.9	28.4	28.4	71.2	71.2	4.8	4.8	9.3		11		90							<0.2		0.9	
						6.8	0.6	203	27.5		7.9		28.4		71.2		4.8		9.4		10		91							<0.2		1.1	
3-Sep-16	Cloudy	Moderate	12:54	8.8	Surface	1.0	0.5	174	28.2	28.2	7.9	7.9	27.5	27.5	73.0	73.0	4.9	4.8	11.3	13.2	15	21	101	103	819584	805047	N/A	N/A	N/A	<0.2	<0.2	1.8	1.2
						1.0	0.5	177	28.2		7.9		27.5		73.0		4.9		11.4		14		99							<0.2		1.4	
					Middle	4.4	0.5	162	27.8	27.8	7.9	7.9	28.8	28.8	70.4	70.4	4.7		14.8		24		103							<0.2		1.2	
						4.4	0.5	173	27.8		7.9		28.8		70.3		4.7		14.5		24		102							<0.2		1.0	
					Bottom	7.8	0.4	169	27.7	27.7	7.9	7.9	29.9	29.9	70.2	70.3	4.7	4.7	13.4		24		106							<0.2		1.0	
						7.8	0.4	178	27.7		7.9		29.9		70.4		4.7		13.7		24		104							<0.2		0.9	
6-Sep-16	Cloudy	Moderate	14:31	8.2	Surface	1.0	0.3	174	28.3	28.3	7.8	7.8	24.3	24.3	80.7	80.3	5.5	5.1	1.4	6.7	6	12	86	94	819583	805044	N/A	N/A	N/A	<0.2	<0.2	1.6	1.2
						1.0	0.4	178	28.3		7.8		24.2		79.9		5.4		1.5		4		84							<0.2		1.7	
					Middle	4.1	0.3	168	27.9	27.9	7.9	7.9	29.0	29.0	69.9	69.9	4.7		7.5		11		100							<0.2		0.9	
						4.1	0.3	172	27.9		7.9		29.0		69.9		4.7		7.4		11		97							<0.2		0.9	
					Bottom	7.2	0.3	177	27.8	27.8	7.9	7.9	29.5	29.5	70.7	70.9	4.7	4.7	11.3		19		99							<0.2		1.2	
						7.2	0.3	192	27.8		7.9		29.5		71.0		4.7		11.2		20		100							<0.2		1.1	
8-Sep-16	Cloudy	Calm	15:49	7.3	Surface	1.0	0.3	187	28.7	28.7	7.8	7.8	16.0	16.0	87.4	87.3	6.2	5.6	2.3	6.3	<2	8	80	85	819561	805037	N/A	N/A	N/A	<0.2	<0.2	3.5	2.5
						1.0	0.3	187	28.7		7.8		15.9		87.2		6.2		2.5		<2		81							<0.2		3.5	
					Middle	3.7	0.4	139	28.3	28.3	7.8	7.8	26.8	26.6	75.2	75.2	5.0		4.0		2		84							<0.2		3.3	
						3.7	0.4	151	28.3		7.8		26.3		75.1		5.1		3.5		4		86							<0.2		2.2	
					Bottom	6.3	0.3	164	27.8	27.8	7.9	7.9	29.8	29.8	68.3	68.5	4.5	4.6	12.9		18		87							<0.2		1.2	
						6.3	0.3	169	27.8		7.9		29.8		68.7		4.6		12.8		18		90							<0.2		1.5	
10-Sep-16	Rainy	Moderate	07:27	7.4	Surface	1.0	0.4	221	28.2	28.2	7.8	7.8	11.8	11.9	81.7	81.6	6.0	5.6	1.2	2.2	2	4	77	90	819562	805040	N/A	N/A	N/A	<0.2	<0.2	3.7	2.7
						1.0	0.4	230	28.2		7.8		12.0		81.4		5.9		1.1		3		75							<0.2		4.0	
					Middle	3.7	0.4	222	28.4	28.4	7.7	7.7	18.9	19.0	74.2	74.1	5.2		1.0		3		100							<0.2		2.7	
						3.7	0.5	238	28.4		7.7		19.0		74.0		5.2		1.1		5		98							<0.2		2.8	
					Bottom	6.4	0.3	206	27.8	27.8	7.9	7.9	29.6	29.6	65.7	65.8	4.4	4.4	4.5		7		92							<0.2		1.4	
						6.4	0.3	218	27.8		7.9		29.6		65.9		4.4		4.5		5		97							<0.2		1.4	
13-Sep-16	Cloudy	Moderate	10:33	7.7	Surface	1.0	0.7	253	28.8	28.8	7.9	7.9	20.3	20.3	93.2	93.0	6.4	6.1	0.7	2.7	2	3	75	83	819582	805019	N/A	N/A	N/A	<0.2	<0.2	3.1	2.4
						1.0	0.7	267	28.8		7.9		20.3		92.7		6.4		0.7		3		78							<0.2		3.4	
					Middle	3.9	0.6	260	28.7	28.7	8.0	8.0	23.1	23.1	85.5	84.9	5.8		2.3		3		82							<0.2		2.4	
						3.9	0.6	262	28.7		8.0		23.0		84.3		5.7		2.2		4		83							<0.2		2.8	
					Bottom	6.7	0.5	238	27.9	27.9	7.9	7.9	29.7	29.8	66.7	67.3	4.4	4.5	5.3		2		87							<0.2		1.5	
						6.7	0.6	255	27.9		7.9		29.8		67.8		4.5		5.1		3		90							<0.2		1.4	
15-Sep-16	Fine	Rough	12:06	7.3	Surface	1.0	0.9	219	28.8	28.8	8.0	8.0	23.7	23.7	91.4	91.3	6.2	5.8	4.7	15.0	6	7	72	81	819587	805042	N/A	N/A	N/A	<0.2	<0.2	2.0	2.0
						1.0	1.0	232	28.8		8.0		23.7		91.2		6.2		4.7		5		75							<0.2		2.1	
					Middle	3.7	1.0	233	28.6	28.6	8.0	8.0	24.7	24.7	78.8	78.6	5.3		10.4		8		80							<0.2		1.8	
						3.7	1.0	237	28.6		8.0		24.7		78.3		5.3		10.6		8		83							<0.2		1.8	
					Bottom	6.3	0.7	240	28.0	28.0	7.9	7.9	29.4	29.4	65.6	66.0	4.4	4.4	30.0		8		88							<0.2		2.2	
						6.3	0.8	262	28.0		7.9		29.4		66.4		4.4		29.8		7		89							<0.2		2.0	
17-Sep-16	Sunny	Rough	11:56	8.4	Surface	1.0	0.4	153	28.9	28.9	7.9	7.9	27.6	27.6	79.2	79.2	5.2	4.8	3.3	6.2	6	11	86	94	819585	805036	N/A	N/A	N/A	<0.2	<0.2	1.3	1.0
						1.0	0.4	156	28.9		7.9		27.6		79.2		5.2		3.4		6		87							<0.2		1.4	
					Middle	4.2	0.4	165	28.1	28.1	8.0	8.0	29.4	29.4	65.8	65.8	4.4		4.8		10		97							<0.2		0.8	
						4.2	0.5	167	28.1		8.0		29.4		65.8		4.4		4.9		8		96							<0.2		0.8	
					Bottom	7.4	0.4	162	27.9	27.9	8.0	8.0	30.5	30.5	64.1	64.2	4.2	4.3	10.3		17		99							<0.2		0.8	
						7.4	0.4	163	27.9		8.0		30.5		64.2		4.3		10.3		16		97							<0.2		0.9	
20-Sep-16	Fine	Moderate	14:05	7.3	Surface	1.0	0.4	126	28.0	28.0	8.1	8.1	30.1	30.1	85.2	85.2	5.6	5.6	5.6	7.9	10	11	81	86	819566	805032	N/A	N/A	N/A	<0.2	<0.2	1.7	1.4
						1.0	0.4	127	28.0		8.1		30.1		85.2		5.6		5.3		10		83							<0.2		1.8	
					Middle	3.7	0.3	120	28.0	28.0	8.1	8.1	31.6	31.6	85.3	85.3	5.6		6.7		10		85							<0.2		1.4	
						3.7	0.3	128	28.0		8.1		31.6		85.3		5.6		6.4		10		86							<0.2		1.3	
					Bottom	6.3	0.3	178	28.0	28.0	8.1	8.1	31.9	31.9	86.0	86.1	5.6	5.6	11.7		11		90							<0.2		1.0	
						6.3	0.3	182	28.0		8.1		31.9		86.2		5.6		11.6		12		92							<0.2		1.2	
22-Sep-16	Fine	Calm	15:48	7.6	Surface	1.0	0.3	98	28.5	28.5	8.0	8.0	29.0	29.0	89.6	89.6	5.9	5.8	3.5	8.4	4	5	75	82	819583	805058	N/A	N/A	N/A	<0.2	<0.2	1.4	1.4
						1.0	0.4	99	28.5		8.0		29.0		89.5		5.9		3.3		4		78							<0.2		1.4	
					Middle	3.8	0.3	56	28.5	28.5	8.0	8.0	29.0	29.1	86.7	86.7	5.7		6.8		4		80							<0.2		1.3	
						3.8	0.3	57	28.5		8.0		29.1		86.6		5.7		7.0		4		82							<0.2		1.6	
					Bottom	6.6	0.3	88	28.2	28.2	8.0	8.0	30.4	30.4	80.7	80.1	5.3	5.3	15.5		5		87							<0.2		1.2	
						6.6	0.3	91	28.2		8.0		30.4		79.4		5.2		14.2		7		87							<0.2		1.3	
24-Sep-16	Fine	Calm	07:08	7.8	Surface	1.0	0.5	154	28.5	28.5	7.9	7.9	25.0	25.0	86.5	86.5	5.8	5.8	2.2	5.2	8	7	71	78	819555	805046	N/A	N/A	N/A	<0.2	<0.2	2.6	2.4
						1.0	0.6	162	28.5		7.9		25.0		86.5		5.8		2.1		8		68							<0.2		2.8	
					Middle	3.9	0.5	155	28.4	28.4	7.9	7.9	26.5	26.5	85.8	85.8	5.8		5.4		9		76							<0.2		2.0	
						3.9	0.5	163	28.4		7.9		26.5		85.8		5.8		5.6		6		78							<0.2		2.0	
					Bottom	6.8	0.5	154	28.3	28.3	7.9	7.9	27.3	27.4	85.9	85.9	5.8	5.8	7.9		7		86							<0.2		2.5	
						6.8	0.5	165	28.3		7.9		27.4		85.9		5.8		7.9		6		88							<0.2		2.3	
27-Sep-16	Fine	Calm	10:56	7.8	Surface	1.0	0.9	217	29.5	29.5	8.0	8.0	21.4	21.4	97.6	97.6	6.6	6.3	0.5	6.0	5	4	73	83	819565	805046	N/A	N/A	N/A	<0.2	<0.2	2.5	2.4
						1.0	0.9	225	29.5		8.0		21.4		97.5		6.6		0.5		3		78							<0.2		2.6	
					Middle	3.9	0.6	234	29.0	29.0	8.0	8.0	25.0	25.0	91.2	90.7	6.1		4.1		3		82							<0.2		2.3	
						3.9	0.7	239	29.0		8.0		25.0		90.2		6.0		4.2		3		84							<0.2		2.2	
					Bottom	6.8	0.5	245	28.5	28.5	8.0	8.0	30.1	30.1	87.2	87.3	5.7	5.7	13.3		3		91							<0.2		2.2	
						6.8	0.6	250	28.5		8.0		30.1		87.4		5.7		13.3		4		89							<0.2		2.3	
29-Sep-16	Fine	Rough	13:02	7.5	Surface	1.0	1.0	195	28.1	28.1	8.0	8.0	27.2	27.2	96.5	96.5	6.5	6.4	3.1	4.7	5	7	75	81	819587	805042	N/A	N/A	N/A	<0.2	<0.2	1.8	1.6
						1.0	1.0	207	28.1		8.0		27.2		96.5		6.5		3.2		6		72							<0.2		1.5	
					Middle	3.8	0.9	211	28.2	28.2	8.0	8.0	27.8	27.8	94.6	94.6	6.3		4.7		6		80							<0.2		1.5	
						3.8	0.9	222	28.2		8.0		27.7		94.5		6.3		4.8		6		81							<0.2		1.7	
					Bottom	6.5	0.8	216	28.3	28.3	8.1	8.1	29.4	29.4	93.7	93.7	6.2	6.2	6.2		11		87							<0.2		1.2	
						6.5	0.8	219	28.3		8.1		29.4		93.7		6.2		6.3		10		89							<0.2		1.6	

DA: Depth-Averaged
Calm: Small or no wave; Moderate: Between calm and rough; Rough : White capped or rougher

Expansion of Hong Kong International Airport into a Three-Runway System
Baseline Water Quality Monitoring
Water Quality Monitoring Results at IM4 during Mid-Flood Tide

Date	Weather Condition	Sea Condition	Sampling Time	Water Depth (m)	Sampling Depth (m)		Current Speed (m/s)	Current Direction	Water Temperature (°C) Value	Water Temperature (°C) Average	pH Value	pH Average	Salinity (ppt) Value	Salinity (ppt) Average	DO Saturation (%) Value	DO Saturation (%) Average	Dissolved Oxygen (mg/L) Value	Dissolved Oxygen (mg/L) DA	Turbidity(NTU) Value	Turbidity(NTU) DA	Suspended Solids (mg/L) Value	Suspended Solids (mg/L) DA	Total Alkalinity (ppm) Value	Total Alkalinity (ppm) DA	Coordinate HK Grid (Northing)	Coordinate HK Grid (Easting)	Observed construction activities <100m from location	Observed construction activities >100m from location	Other Observations	Chromium (µg/L) Average	Chromium (µg/L) DA	Nickel (µg/L) Average	Nickel (µg/L) DA
1-Sep-16	Fine	Moderate	07:15	8.4	Surface	1.0	0.6	24	27.8	27.8	7.8	7.8	23.7	23.7	73.2	73.2	5.0	4.9	6.4	25.3	5	16	78	81	819550	805052	N/A	N/A	N/A	<0.2	<0.2	1.9	1.6
						1.0	0.7	24	27.8		7.8		23.6		73.1		5.0		6.6		4		76										
					Middle	4.2	0.7	30	27.8	27.8	7.8	7.8	26.0	25.9	70.5	70.7	4.8		18.2		5		79							<0.2		1.7	
						4.2	0.8	32	27.8		7.8		25.8		70.8		4.8		20.4		6		81										
					Bottom	7.4	0.5	31	27.6	27.6	7.9	7.9	28.3	28.3	69.4	70.0	4.7	4.8	50.3		37		84							<0.2		1.2	
						7.4	0.5	31	27.6		7.9		28.3		70.5		4.8		49.7		37		87										
3-Sep-16	Cloudy	Moderate	08:18	8.4	Surface	1.0	0.7	177	28.2	28.2	7.8	7.8	23.3	23.3	74.6	74.6	5.1	5.1	3.6	19.7	6	21	88	95	819587	805046	N/A	N/A	N/A	<0.2	<0.2	2.1	1.8
						1.0	0.7	189	28.2		7.8		23.3		74.6		5.1		3.4		6		90										
					Middle	4.2	0.8	88	28.1	28.1	7.8	7.8	24.4	24.4	74.0	74.0	5.0		6.1		9		88							<0.2		2.0	
						4.2	0.8	92	28.1		7.8		24.4		74.0		5.0		6.4		7		90										
					Bottom	7.4	0.6	83	28.0	28.0	7.9	7.9	26.7	26.7	74.5	74.6	5.0	5.0	49.1		49		108							<0.2		1.3	
						7.4	0.6	90	28.0		7.9		26.7		74.6		5.0		49.5		51		106										
6-Sep-16	Rainy	Moderate	10:36	8.2	Surface	1.0	0.5	174	28.1	28.1	7.8	7.8	24.6	24.6	71.2	71.2	4.8	4.8	2.8	19.3	6	19	87	88	819580	805053	N/A	N/A	N/A	<0.2	<0.2	1.8	1.4
						1.0	0.5	187	28.1		7.8		24.6		71.2		4.8		2.9		5		85										
					Middle	4.1	0.5	117	27.9	27.9	7.9	7.9	26.7	26.5	71.0	71.0	4.8		7.3		10		85							<0.2		1.4	
						4.1	0.5	123	27.9		7.9		26.2		71.0		4.8		7.5		8		85										
					Bottom	7.2	0.5	140	27.9	27.9	7.9	7.9	28.6	28.6	68.7	68.8	4.6	4.6	47.5		40		93							<0.2		1.2	
						7.2	0.5	151	27.9		7.9		28.6		68.8		4.6		47.7		43		94										
8-Sep-16	Cloudy	Calm	12:00	7.6	Surface	1.0	0.1	150	28.3	28.3	7.8	7.8	19.6	19.6	83.1	83.0	5.8	5.5	2.5	5.5	4	9	77	84	819564	805026	N/A	N/A	N/A	<0.2	<0.2	2.2	1.4
						1.0	0.1	161	28.3		7.8		19.6		82.8		5.8		2.2		4		79										
					Middle	3.8	0.2	59	28.1	28.1	7.9	7.9	22.1	22.2	76.0	75.7	5.3		3.8		6		84							<0.2		1.5	
						3.8	0.2	61	28.1		7.8		22.2		75.4		5.2		3.7		7		86										
					Bottom	6.6	0.3	50	27.8	27.8	7.9	7.9	30.3	30.3	68.2	68.5	4.5	4.6	10.3		15		89							<0.2		0.6	
						6.6	0.3	50	27.8		7.9		30.3		68.7		4.6		10.4		17		90										
10-Sep-16	Rainy	Moderate	13:57	7.8	Surface	1.0	0.3	256	28.4	28.4	7.8	7.8	9.3	9.5	86.4	86.2	6.4	5.7	1.9	5.7	3	8	64	79	819564	805020	N/A	N/A	N/A	<0.2	<0.2	4.2	2.9
						1.0	0.4	262	28.4		7.8		9.7		86.0		6.3		1.8		3		63										
					Middle	3.9	0.4	281	28.6	28.6	7.7	7.7	16.3	16.3	71.6	71.6	5.1		2.6		3		74							<0.2		3.7	
						3.9	0.4	299	28.6		7.7		16.3		71.6		5.1		2.6		2		74										
					Bottom	6.8	0.3	174	27.7	27.7	8.0	8.0	31.7	31.7	67.7	68.0	4.5	4.5	12.5		17		101							<0.2		0.8	
						6.8	0.3	179	27.7		8.0		31.7		68.2		4.5		12.5		18		98										
13-Sep-16	Cloudy	Moderate	16:31	7.6	Surface	1.0	0.5	213	28.7	28.7	7.8	7.8	22.7	22.7	78.7	78.7	5.4	5.3	3.7	5.3	6	7	73	80	819563	805055	N/A	N/A	N/A	<0.2	<0.2	3.0	2.8
						1.0	0.6	213	28.7		7.8		22.7		78.7		5.4		3.8		5		74										
					Middle	3.8	0.5	206	28.6	28.6	7.8	7.8	22.9	22.9	75.1	75.1	5.1		5.2		7		80							<0.2		2.7	
						3.8	0.5	214	28.6		7.8		22.9		75.0		5.1		5.2		7		80										
					Bottom	6.6	0.4	198	28.4	28.4	7.8	7.8	25.3	25.2	70.0	70.3	4.7	4.8	7.0		8		85							<0.2		2.7	
						6.6	0.5	202	28.4		7.8		25.1		70.5		4.8		7.0		8		86										
15-Sep-16	Fine	Rough	17:27	7.8	Surface	1.0	1.1	209	28.7	28.7	7.9	7.9	24.2	24.2	82.6	82.6	5.6	5.4	6.7	14.2	12	13	72	77	819582	805048	N/A	N/A	N/A	<0.2	<0.2	1.7	1.7
						1.0	1.1	214	28.7		7.9		24.2		82.5		5.6		6.6		11		70										
					Middle	3.9	0.9	215	28.4	28.4	7.9	7.9	25.2	25.2	77.3	77.3	5.2		10.4		11		78							<0.2		1.7	
						3.9	0.9	215	28.4		7.9		25.2		77.2		5.2		10.6		12		76										
					Bottom	6.8	0.5	214	28.1	28.1	7.9	7.9	27.1	27.1	71.9	72.0	4.8	4.8	25.9		16		83							<0.2		1.6	
						6.8	0.5	218	28.1		7.9		27.0		72.1		4.8		25.1		15		84										
17-Sep-16	Sunny	Rough	07:09	8.6	Surface	1.0	0.2	120	28.6	28.6	7.9	7.9	27.2	27.2	76.4	76.4	5.1	4.9	3.2	10.7	8	15	86	94	819552	805048	N/A	N/A	N/A	<0.2	<0.2	1.8	1.3
						1.0	0.2	123	28.6		7.9		27.2		76.4		5.1		3.2		9		86										
					Middle	4.3	0.3	106	28.0	28.0	7.9	7.9	29.7	29.7	68.8	68.6	4.7		13.8		16		100							<0.2		1.0	
						4.3	0.3	107	28.0		7.9		29.7		68.3		4.8		13.8		17		100										
					Bottom	7.6	0.2	73	27.9	27.9	7.9	7.9	30.2	30.3	63.5	63.5	4.2	4.2	15.0		18		96							<0.2		1.1	
						7.6	0.2	77	27.9		7.9		30.3		63.5		4.2		15.1		19		95										
20-Sep-16	Rainy	Moderate	09:44	7.9	Surface	1.0	0.7	39	27.9	27.9	8.0	8.0	29.7	29.7	84.7	84.6	5.6	5.6	9.9	14.4	9	19	79	84	819573	805022	N/A	N/A	N/A	<0.2	<0.2	1.1	1.2
						1.0	0.7	42	27.9		8.0		29.7		84.5		5.6		9.6		9		81										
					Middle	4.0	0.6	39	28.1	28.1	8.0	8.0	30.2	30.2	82.8	82.8	5.5		13.3		17		84							<0.2		1.4	
						4.0	0.7	41	28.1		8.0		30.2		82.8		5.5		12.3		18		83										
					Bottom	6.9	0.5	41	28.1	28.1	8.0	8.0	30.3	30.3	83.8	84.2	5.5	5.6	21.3		30		88							<0.2		1.2	
						6.9	0.6	41	28.1		8.0		30.3		84.6		5.6		20.0		28		90										
22-Sep-16	Fine	Calm	11:39	7.9	Surface	1.0	0.4	160	28.4	28.4	7.9	7.9	27.4	27.4	83.1	83.1	5.5	5.5	3.4	9.8	7	10	71	78	819575	805020	N/A	N/A	N/A	<0.2	<0.2	1.8	1.6
						1.0	0.4	167	28.4		7.9		27.4		83.1		5.5		3.5		7		73										
					Middle	4.0	0.4	45	28.4	28.4	7.9	7.9	27.6	27.6	82.6	82.6	5.5		7.6		6		76							<0.2		1.7	
						4.0	0.4	46	28.4		7.9		27.6		82.6		5.5		8.0		6		77										
					Bottom	6.9	0.3	62	28.3	28.3	8.0	8.0	29.1	29.1	82.8	82.9	5.5	5.5	17.9		15		85							<0.2		1.4	
						6.9	0.4	65	28.3		8.0		29.1		82.9		5.5		18.2		16		86										
24-Sep-16	Fine	Calm	13:35	7.2	Surface	1.0	0.6	151	28.8	28.8	7.9	7.9	24.0	24.0	87.2	87.2	5.9	5.9	0.9	2.3	5	4	68	80	819588	805021	N/A	N/A	N/A	<0.2	<0.2	2.1	2.1
						1.0	0.6	154	28.8		7.9		24.0		87.2		5.9		0.8		4		71										
					Middle	3.6	0.7	87	28.4	28.4	7.9	7.9	26.2	26.3	87.3	87.3	5.9		2.5		5		75							<0.2		2.3	
						3.6	0.7	92	28.4		7.9		26.3		87.3		5.9		2.5		4		79										
					Bottom	6.2	0.6	97	28.3	28.3	8.0	8.0	28.0	28.1	86.9	87.0	5.8	5.8	3.5		4		93							<0.2		2.0	
						6.2	0.6	103	28.3		8.0		28.2		87.0		5.8		3.5		4		95										
27-Sep-16	Fine	Calm	16:30	7.9	Surface	1.0	0.8	205	29.2	29.3	7.9	7.9	25.8	25.2	83.6	83.2	5.5	5.4	2.1	4.2	4	4	73	81	819570	805058	N/A	N/A	N/A	<0.2	<0.2	2.3	1.8
						1.0	0.9	220	29.3		7.9		24.5		82.7		5.5		2.0		5		76										
					Middle	4.0	0.6	210	28.8	28.8	7.9	7.9	27.5	27.5	80.1	80.1	5.3		4.6		3		80							<0.2		1.6	
						4.0	0.7	212	28.8		7.9		27.5		80.1		5.3		4.8		5		81										
					Bottom	6.9	0.4	216	28.6	28.7	7.9	7.9	29.1	28.9	79.2	79.2	5.2	5.2	6.0		4		86							<0.2		1.6	
						6.9	0.4	225	28.7		7.9		28.7		79.1		5.2		5.5		3		87										
29-Sep-16	Fine	Rough	17:17	7.7	Surface	1.0	0.9	169	28.1	28.1	8.0	8.0	26.4	26.4	96.2	96.2	6.5	6.4	3.0	6.6	6	8	72	78	819566	805053	N/A	N/A	N/A	<0.2	<0.2	1.5	1.5
						1.0	0.9	181	28.1		8.0		26.4		96.1		6.5		3.0		8		71										
					Middle	3.9	0.7	184	28.3	28.3	8.0	8.0	27.4	27.4	93.3	93.3	6.2		6.2		7		77							<0.2		1.6	
						3.9	0.7	187	28.3		8.0		27.4		93.3		6.2		6.3		9		79										
					Bottom	6.7	0.5	185	28.3	28.3	8.0	8.0	29.7	29.7	93.3	93.3	6.2	6.2	10.5		9		83							<0.2		1.4	
						6.7	0.5	190	28.3		8.0		29.7		93.3		6.2		10.4		10		85										

DA: Depth-Averaged
Calm: Small or no wave; Moderate: Between calm and rough; Rough : White capped or rougher

Expansion of Hong Kong International Airport into a Three-Runway System
Baseline Water Quality Monitoring
Water Quality Monitoring Results at IM5 during Mid-Ebb Tide

Date	Weather Condition	Sea Condition	Sampling Time	Water Depth (m)	Sampling Depth (m)		Current Speed (m/s)	Current Direction	Water Temperature (°C) Value	Water Temperature (°C) Average	pH Value	pH Average	Salinity (ppt) Value	Salinity (ppt) Average	DO Saturation (%) Value	DO Saturation (%) Average	Dissolved Oxygen (mg/L) Value	Dissolved Oxygen (mg/L) DA	Turbidity(NTU) Value	Turbidity(NTU) DA	Suspended Solids (mg/L) Value	Suspended Solids (mg/L) DA	Total Alkalinity (ppm) Value	Total Alkalinity (ppm) DA	Coordinate HK Grid (Northing)	Coordinate HK Grid (Easting)	Observed construction activities <100m from location	Observed construction activities >100m from location	Other Observations	Chromium (µg/L) Value	Chromium (µg/L) DA	Nickel (µg/L) Value	Nickel (µg/L) DA
1-Sep-16	Fine	Moderate	11:48	7.1	Surface	1.0	0.5	165	27.7	27.7	7.9	7.9	28.0	28.0	75.4	75.4	5.1	5.0	6.0	10.0	9	12	80	86	820575	804909	N/A	N/A	N/A	<0.2	<0.2	1.1	1.1
						1.0	0.5	177	27.7		7.9		28.0		75.3		5.1		6.1		9		81							<0.2		1.0	
					Middle	3.6	0.5	170	27.5	27.6	7.9	7.9	28.1	28.1	72.9	73.0	4.9		7.9		10		86							<0.2		1.0	
						3.6	0.5	186	27.6		7.9		28.1		73.0		4.9		8.1		11		89							<0.2		1.2	
					Bottom	6.1	0.5	183	27.5	27.5	7.9	7.9	28.3	28.3	69.3	69.5	4.7	4.7	16.1		16		90							<0.2		1.2	
						6.1	0.5	198	27.5		7.9		28.3		69.6		4.7		15.9		16		92							<0.2		1.2	
3-Sep-16	Cloudy	Moderate	12:46	7.2	Surface	1.0	0.5	176	28.1	28.2	7.9	7.9	27.2	27.2	73.0	73.0	4.9	4.9	11.8	16.3	17	28	103	102	820547	804916	N/A	N/A	N/A	<0.2	<0.2	1.3	1.2
						1.0	0.5	188	28.2		7.9		27.1		72.9		4.9		12.2		18		102							<0.2		1.2	
					Middle	3.6	0.4	162	27.8	27.8	7.9	7.9	28.4	28.4	72.0	72.1	4.8		17.3		30		101							<0.2		1.1	
						3.6	0.5	162	27.8		7.9		28.4		72.1		4.8		17.6		29		103							<0.2		1.3	
					Bottom	6.2	0.4	159	27.8	27.8	7.9	7.9	28.7	28.8	73.7	74.2	4.9	5.0	19.7		38		100							<0.2		1.0	
						6.2	0.4	166	27.8		7.9		28.8		74.6		5.0		19.2		38		100							<0.2		1.1	
6-Sep-16	Cloudy	Moderate	14:23	7.2	Surface	1.0	0.4	150	28.2	28.2	7.8	7.8	24.7	24.7	76.5	76.5	5.2	5.0	3.5	8.0	8	13	96	95	820562	804904	N/A	N/A	N/A	<0.2	<0.2	1.5	1.2
						1.0	0.5	150	28.2		7.8		24.7		76.5		5.2		3.7		6		92							<0.2		1.1	
					Middle	3.6	0.4	157	27.9	27.9	7.9	7.9	28.2	28.2	70.6	70.6	4.7		9.6		13		95							<0.2		1.7	
						3.6	0.4	165	27.9		7.9		28.2		70.6		4.7		9.9		12		96							<0.2		1.1	
					Bottom	6.2	0.3	162	27.9	27.9	7.9	7.9	28.8	28.8	69.7	69.7	4.7	4.7	10.8		18		95							<0.2		1.0	
						6.2	0.3	176	27.9		7.9		28.8		69.7		4.7		10.7		18		95							<0.2		0.8	
8-Sep-16	Cloudy	Calm	15:41	6.3	Surface	1.0	0.3	191	28.7	28.7	7.9	7.9	15.4	15.5	88.9	88.3	6.3	5.7	1.3	4.6	<2	4	76	84	820582	804939	N/A	N/A	N/A	<0.2	<0.2	3.5	2.7
						1.0	0.3	208	28.7		7.9		15.5		87.6		6.2		1.2		<2		78							<0.2		3.6	
					Middle	3.2	0.3	136	28.4	28.4	7.8	7.8	20.0	20.0	73.1	73.1	5.1		2.7		3		86							<0.2		2.7	
						3.2	0.3	144	28.4		7.8		20.0		73.0		5.1		2.8		4		84							<0.2		2.7	
					Bottom	5.3	0.3	159	27.9	27.9	7.9	7.9	29.3	29.3	66.4	66.6	4.4	4.4	9.6		7		89							<0.2		2.0	
						5.3	0.3	171	27.9		7.9		29.2		66.7		4.4		10.0		5		90							<0.2		1.9	
10-Sep-16	Rainy	Moderate	07:36	6.3	Surface	1.0	0.4	195	28.3	28.3	7.8	7.8	10.7	10.7	80.9	80.8	5.9	5.4	1.3	3.3	3	3	71	79	820555	804928	N/A	N/A	N/A	<0.2	<0.2	3.8	3.4
						1.0	0.4	198	28.3		7.8		10.7		80.6		5.9		1.3		3		68							<0.2		3.8	
					Middle	3.2	0.4	235	28.4	28.4	7.7	7.7	19.3	19.3	68.4	68.4	4.8		2.2		3		83							<0.2		3.5	
						3.2	0.4	235	28.4		7.7		19.3		68.3		4.8		2.1		2		82							<0.2		3.3	
					Bottom	5.3	0.3	234	27.9	27.9	7.8	7.8	28.3	28.3	62.6	62.8	4.2	4.2	6.6		3		84							<0.2		2.6	
						5.3	0.3	252	27.9		7.8		28.3		62.9		4.2		6.5		4		85							<0.2		3.1	
13-Sep-16	Cloudy	Moderate	10:42	6.4	Surface	1.0	0.2	257	28.7	28.8	7.9	7.9	21.8	21.7	84.6	84.4	5.8	5.5	0.5	3.7	3	6	68	75	820566	804908	N/A	N/A	N/A	<0.2	<0.2	3.0	2.2
						1.0	0.3	267	28.8		7.9		21.5		84.2		5.8		0.5		4		67							<0.2		3.2	
					Middle	3.2	0.5	277	28.4	28.5	8.0	8.0	27.3	27.2	77.5	77.1	5.2		1.5		3		72							<0.2		2.1	
						3.2	0.5	282	28.5		7.9		27.0		76.6		5.1		1.6		4		75							<0.2		2.0	
					Bottom	5.4	0.4	288	27.9	27.9	7.9	7.9	30.1	30.1	63.4	64.1	4.2	4.3	9.2		10		83							<0.2		1.4	
						5.4	0.4	307	27.9		7.9		30.1		64.7		4.3		9.0		10		87							<0.2		1.5	
15-Sep-16	Fine	Rough	12:16	6.6	Surface	1.0	0.8	219	29.0	29.0	7.9	7.9	20.3	20.5	85.2	85.0	5.9	5.4	6.1	13.1	10	15	78	85	820549	804913	N/A	N/A	N/A	<0.2	<0.2	2.5	1.7
						1.0	0.8	233	28.9		7.9		20.7		84.8		5.8		6.2		11		80							<0.2		2.4	
					Middle	3.3	0.6	245	28.3	28.3	7.9	7.9	27.4	27.5	74.1	74.2	5.0		9.6		15		84							<0.2		1.7	
						3.3	0.6	247	28.3		7.9		27.5		74.3		5.0		9.6		13		87							<0.2		1.7	
					Bottom	5.6	0.5	247	27.9	27.9	7.9	7.9	29.7	29.7	64.6	65.3	4.3	4.4	23.4		19		89							<0.2		1.0	
						5.6	0.5	257	27.9		7.9		29.7		65.9		4.4		23.7		21		90							<0.2		0.9	
17-Sep-16	Sunny	Rough	11:49	7.5	Surface	1.0	0.4	140	28.9	28.9	7.9	7.9	27.8	27.8	79.0	79.0	5.2	4.8	3.1	5.3	5	12	86	88	820571	804937	N/A	N/A	N/A	<0.2	<0.2	1.1	0.9
						1.0	0.5	152	28.9		7.9		27.8		79.0		5.2		3.2		6		86							<0.2		1.2	
					Middle	3.8	0.4	143	28.0	28.0	8.0	8.0	30.0	30.0	66.2	66.2	4.4		4.3		8		88							<0.2		0.7	
						3.8	0.5	154	28.0		8.0		30.0		66.1		4.4		4.3		10		88							<0.2		1.0	
					Bottom	6.5	0.4	138	27.9	27.9	8.0	8.0	30.4	30.4	64.4	64.4	4.3	4.3	8.4		19		90							<0.2		0.8	
						6.5	0.4	145	27.9		8.0		30.4		64.4		4.3		8.4		21		90							<0.2		0.7	
20-Sep-16	Fine	Moderate	13:55	6.9	Surface	1.0	0.3	84	28.0	28.0	8.0	8.0	29.8	29.8	83.8	83.8	5.5	5.5	8.4	14.7	14	18	81	83	820553	804925	N/A	N/A	N/A	<0.2	<0.2	1.4	1.5
						1.0	0.3	84	28.0		8.0		29.8		83.8		5.5		8.5		12		77							<0.2		1.8	
					Middle	3.5	0.3	62	28.0	28.0	8.1	8.1	31.0	31.0	83.3	83.3	5.5		13.6		17		82							<0.2		1.4	
						3.5	0.3	64	28.0		8.1		31.0		83.3		5.5		13.9		17		84							<0.2		1.4	
					Bottom	5.9	0.3	90	28.0	28.0	8.1	8.1	31.6	31.6	83.7	84.3	5.5	5.6	21.3		23		87							<0.2		1.3	
						5.9	0.3	92	28.0		8.1		31.5		84.9		5.6		22.3		24		86							<0.2		1.6	
22-Sep-16	Fine	Calm	15:39	6.4	Surface	1.0	0.3	144	28.6	28.6	8.0	8.0	28.2	28.2	89.0	89.0	5.9	5.8	3.8	12.1	4	5	78	85	820557	804929	N/A	N/A	N/A	<0.2	<0.2	1.3	1.6
						1.0	0.4	145	28.6		8.0		28.2		89.0		5.9		3.7		4		80							<0.2		1.7	
					Middle	3.2	0.3	58	28.4	28.4	8.0	8.0	29.5	29.5	86.7	86.7	5.7		9.0		3		86							<0.2		1.8	
						3.2	0.3	60	28.4		8.0		29.5		86.6		5.7		9.3		3		84							<0.2		1.6	
					Bottom	5.4	0.3	59	28.2	28.2	8.0	8.0	29.9	29.9	83.9	83.8	5.5	5.5	22.6		8		89							<0.2		1.5	
						5.4	0.3	60	28.2		8.0		29.9		83.7		5.5		24.2		9		90							<0.2		1.4	
24-Sep-16	Fine	Calm	07:15	6.8	Surface	1.0	0.3	151	28.4	28.4	7.9	7.9	26.1	26.1	87.1	87.1	5.9	5.9	1.7	2.4	7	5	76	83	820553	804917	N/A	N/A	N/A	<0.2	<0.2	2.4	2.0
						1.0	0.3	151	28.4		7.9		26.1		87.1		5.9		1.7		7		78							<0.2		2.3	
					Middle	3.4	0.3	151	28.4	28.4	7.9	8.0	26.4	26.4	86.5	86.5	5.8		2.4		4		82							<0.2		2.2	
						3.4	0.3	165	28.4		8.0		26.3		86.5		5.8		2.3		4		83							<0.2		2.3	
					Bottom	5.8	0.3	167	28.2	28.2	8.0	8.0	28.4	28.4	87.1	87.2	5.8	5.8	3.0		5		90							<0.2		1.6	
						5.8	0.3	171	28.2		8.0		28.4		87.2		5.8		3.2		4		90							<0.2		1.4	
27-Sep-16	Fine	Calm	11:08	6.3	Surface	1.0	0.8	214	29.1	29.1	8.0	8.0	21.2	21.0	89.6	89.5	6.1	6.0	10.2	14.2	4	5	73	83	820557	804909	N/A	N/A	N/A	<0.2	<0.2	2.6	2.1
						1.0	0.8	217	29.1		8.0		20.7		89.4		6.1		10.7		4		76							<0.2		2.7	
					Middle	3.2	0.6	235	28.8	28.8	8.0	8.0	27.6	27.5	89.5	89.6	5.9		9.7		3		82							<0.2		2.1	
						3.2	0.6	250	28.8		8.0		27.4		89.6		5.9		9.2		3		85							<0.2		2.0	
					Bottom	5.3	0.5	245	28.5	28.5	8.0	8.0	29.5	29.4	81.2	81.2	5.3	5.3	23.5		6		93							<0.2		1.6	
						5.3	0.5	266	28.5		8.0		29.3		81.2		5.3		22.0		7		90							<0.2		1.5	
29-Sep-16	Fine	Rough	13:18	6.3	Surface	1.0	1.0	190	28.1	28.1	8.0	8.0	26.6	26.7	96.6	96.6	6.5	6.4	2.3	5.4	4	8	73	81	820558	804918	N/A	N/A	N/A	<0.2	<0.2	1.7	1.6
						1.0	1.1	204	28.1		8.0		26.7		96.5		6.5		2.3		5		74							<0.2		1.7	
					Middle	3.2	0.7	211	28.2	28.2	8.0	8.0	27.2	27.2	94.5	94.4	6.3		5.2		6		79							<0.2		1.8	
						3.2	0.7	229	28.2		8.0		27.1		94.2		6.3		5.8		5		81							<0.2		1.8	
					Bottom	5.3	0.8	202	28.3	28.3	8.0	8.0	29.0	29.1	96.5	96.6	6.4	6.4	8.3		12		89							<0.2		1.2	
						5.3	0.8	216	28.3		8.0		29.1		96.7		6.4		8.4		13		90							<0.2		1.4	

DA: Depth-Averaged
Calm: Small or no wave; Moderate: Between calm and rough; Rough : White capped or rougher

Expansion of Hong Kong International Airport into a Three-Runway System
Baseline Water Quality Monitoring
Water Quality Monitoring Results at IM5 during Mid-Flood Tide

Date	Weather Condition	Sea Condition	Sampling Time	Water Depth (m)	Sampling Depth (m)		Current Speed (m/s)	Current Direction	Water Temperature (°C) Value	Water Temperature (°C) Average	pH Value	pH Average	Salinity (ppt) Value	Salinity (ppt) Average	DO Saturation (%) Value	DO Saturation (%) Average	Dissolved Oxygen (mg/L) Value	Dissolved Oxygen (mg/L) DA	Turbidity(NTU) Value	Turbidity(NTU) DA	Suspended Solids (mg/L) Value	Suspended Solids (mg/L) DA	Total Alkalinity (ppm) Value	Total Alkalinity (ppm) DA	Coordinate HK Grid (Northing)	Coordinate HK Grid (Easting)	Observed construction activities <100m from location	Observed construction activities >100m from location	Other Observations	Chromium (µg/L) Average	Chromium (µg/L) DA	Nickel (µg/L) Average	Nickel (µg/L) DA
1-Sep-16	Fine	Moderate	07:23	7.2	Surface	1.0	0.6	70	27.7	27.7	7.8	7.8	22.6	22.6	75.5	75.2	5.2	5.0	5.0	21.8	5	6	75	80	820579	804937	N/A	N/A	N/A	<0.2	<0.2	2.6	2.0
						1.0	0.7	71	27.7		7.8		22.6		74.8		5.2		5.3		6		78										
					Middle	3.6	0.7	24	27.7	27.7	7.8	7.8	26.5	26.5	69.5	69.7	4.7		12.9		7		81							<0.2		2.0	
						3.6	0.7	24	27.7		7.8		26.5		69.8		4.7		13.5		6		79										
					Bottom	6.2	0.5	47	27.6	27.6	7.9	7.9	27.6	27.6	68.8	69.1	4.6	4.7	48.4		5		82							<0.2		1.5	
						6.2	0.5	49	27.6		7.9		27.6		69.3		4.7		45.6		5		83										
3-Sep-16	Cloudy	Moderate	08:27	7.3	Surface	1.0	0.7	217	28.3	28.3	7.8	7.8	23.0	23.0	73.8	73.8	5.1	5.1	3.0	30.9	3	35	89	92	820558	804921	N/A	N/A	N/A	<0.2	<0.2	2.7	2.0
						1.0	0.8	233	28.3		7.8		23.0		73.8		5.1		3.1		4		87										
					Middle	3.7	0.8	106	28.2	28.2	7.8	7.8	24.2	24.3	73.4	73.5	5.0		5.2		11		93							<0.2		2.0	
						3.7	0.8	106	28.2		7.8		24.3		73.5		5.0		5.5		12		91										
					Bottom	6.3	0.7	93	28.0	28.0	7.9	7.9	26.5	26.5	73.9	74.0	5.0	5.0	85.7		92		96							<0.2		1.3	
						6.3	0.7	99	28.0		7.9		26.5		74.0		5.0		82.7		87		96										
6-Sep-16	Rainy	Moderate	10:45	7.2	Surface	1.0	0.5	207	28.2	28.2	7.8	7.8	24.1	24.1	71.1	71.1	4.9	4.8	3.9	17.7	3	15	90	91	820577	804922	N/A	N/A	N/A	<0.2	<0.2	1.8	1.7
						1.0	0.6	213	28.2		7.8		24.1		71.1		4.8		3.7		5		87										
					Middle	3.6	0.6	88	28.1	28.1	7.8	7.8	24.9	24.9	69.4	69.4	4.7		7.3		7		93							<0.2		1.7	
						3.6	0.6	96	28.1		7.8		24.9		69.4		4.7		7.5		6		91										
					Bottom	6.2	0.5	109	27.9	27.9	7.9	7.9	28.3	28.3	69.5	69.8	4.7	4.7	42.6		35		91							<0.2		1.7	
						6.2	0.5	117	27.9		7.9		28.3		70.0		4.7		41.0		36		93										
8-Sep-16	Cloudy	Calm	12:08	6.6	Surface	1.0	0.3	297	28.3	28.3	7.8	7.8	18.3	18.3	82.3	82.3	5.8	5.7	2.1	3.2	3	6	78	84	820552	804927	N/A	N/A	N/A	<0.2	<0.2	2.0	1.9
						1.0	0.3	302	28.3		7.8		18.3		82.2		5.8		1.9		3		79										
					Middle	3.3	0.5	312	28.3	28.3	7.8	7.8	19.7	19.8	80.0	79.7	5.6		3.5		5		82							<0.2		2.2	
						3.3	0.6	340	28.3		7.8		19.8		79.4		5.5		3.3		5		83										
					Bottom	5.6	0.4	303	28.0	28.0	7.8	7.8	25.1	25.1	69.9	70.1	4.8	4.8	4.4		9		89							<0.2		1.6	
						5.6	0.4	331	28.0		7.8		25.1		70.3		4.8		4.2		9		90										
10-Sep-16	Rainy	Moderate	13:43	6.3	Surface	1.0	0.3	184	28.4	28.4	7.7	7.7	7.6	7.6	83.5	83.4	6.2	5.5	2.2	4.4	4	4	58	73	820581	804923	N/A	N/A	N/A	<0.2	<0.2	4.0	3.5
						1.0	0.4	194	28.4		7.7		7.6		83.3		6.2		2.2		4		60										
					Middle	3.2	0.4	275	28.5	28.5	7.6	7.6	18.3	18.3	68.2	68.2	4.8		1.5		4		76							<0.2		3.5	
						3.2	0.4	299	28.5		7.6		18.3		68.2		4.8		1.6		3		75										
					Bottom	5.3	0.3	215	27.9	27.9	7.8	7.8	25.5	24.8	62.1	62.2	4.2	4.3	9.3		3		83							<0.2		3.1	
						5.3	0.3	234	27.9		7.8		24.1		62.2		4.3		9.5		4		84										
13-Sep-16	Cloudy	Moderate	16:21	6.6	Surface	1.0	0.6	204	29.3	29.3	8.0	8.0	20.6	20.6	97.4	96.8	6.7	5.9	2.0	4.4	5	7	70	77	820557	804930	N/A	N/A	N/A	<0.2	<0.2	3.5	2.6
						1.0	0.6	214	29.3		8.0		20.6		96.1		6.6		2.1		6		73										
					Middle	3.3	0.5	196	28.6	28.6	7.9	7.9	24.3	24.3	75.3	75.3	5.1		2.8		5		75							<0.2		2.8	
						3.3	0.5	214	28.6		7.9		24.3		75.3		5.1		2.9		5		78										
					Bottom	5.6	0.5	188	28.0	28.1	7.9	7.9	28.3	28.3	61.0	61.4	4.1	4.1	7.8		11		83							<0.2		1.5	
						5.6	0.5	191	28.1		7.8		28.2		61.8		4.1		8.8		11		84										
15-Sep-16	Fine	Rough	17:21	6.9	Surface	1.0	1.0	198	28.7	28.7	7.9	7.9	23.4	23.6	81.3	80.9	5.5	5.2	11.9	18.2	20	20	75	79	820570	804937	N/A	N/A	N/A	<0.2	<0.2	2.0	1.7
						1.0	1.1	217	28.7		7.9		23.7		80.4		5.4		11.8		19		72										
					Middle	3.5	0.8	213	28.1	28.2	7.9	7.9	27.6	27.6	72.1	72.9	4.8		16.2		19		78							<0.2		1.7	
						3.5	0.8	222	28.3		7.9		27.5		73.6		4.9		16.4		19		80										
					Bottom	5.9	0.7	217	28.0	28.1	7.9	7.9	28.1	28.1	67.6	68.4	4.5	4.6	27.1		20		83							<0.2		1.3	
						5.9	0.8	225	28.1		7.9		28.0		69.1		4.6		25.8		20		86										
17-Sep-16	Sunny	Rough	07:18	6.9	Surface	1.0	0.4	133	28.6	28.7	7.9	7.9	27.3	27.3	76.2	76.2	5.1	4.9	3.7	12.1	14	18	84	87	820550	804927	N/A	N/A	N/A	<0.2	<0.2	1.2	1.4
						1.0	0.4	145	28.7		7.9		27.3		76.2		5.1		3.6		15		84										
					Middle	3.5	0.4	106	28.0	28.0	7.9	7.9	29.4	29.4	68.3	68.3	4.6		13.8		17		89							<0.2		1.4	
						3.5	0.4	110	28.0		7.9		29.4		68.2		4.6		13.8		18		89										
					Bottom	5.9	0.4	125	27.9	27.9	7.9	7.9	30.2	30.2	64.6	64.6	4.3	4.3	18.7		23		88							<0.2		1.6	
						5.9	0.4	130	27.9		7.9		30.2		64.6		4.3		18.7		22		88										
20-Sep-16	Rainy	Moderate	09:52	7.2	Surface	1.0	0.7	59	27.9	27.9	8.0	8.0	29.5	29.6	83.5	83.3	5.5	5.5	9.7	16.1	10	12	78	81	820574	804914	N/A	N/A	N/A	<0.2	<0.2	1.3	1.3
						1.0	0.7	59	27.9		8.0		29.6		83.0		5.5		10.2		10		75										
					Middle	3.6	0.6	63	28.1	28.1	8.0	8.0	30.0	30.0	82.2	82.2	5.4		15.2		10		80							<0.2		1.4	
						3.6	0.7	69	28.1		8.0		30.0		82.2		5.4		16.3		10		81										
					Bottom	6.2	0.5	65	28.1	28.1	8.0	8.0	30.0	30.0	83.0	83.5	5.5	5.5	23.2		15		86							<0.2		1.2	
						6.2	0.5	71	28.1		8.0		30.0		84.0		5.5		22.2		14		87										
22-Sep-16	Fine	Calm	11:47	6.9	Surface	1.0	0.4	142	28.5	28.5	7.9	7.9	26.8	26.8	81.7	81.7	5.5	5.4	4.4	17.2	5	17	74	81	820572	804935	N/A	N/A	N/A	<0.2	<0.2	1.8	1.8
						1.0	0.5	152	28.5		7.9		26.8		81.7		5.5		4.5		6		76										
					Middle	3.5	0.4	85	28.3	28.3	8.0	8.0	28.7	28.7	80.1	80.1	5.3		16.7		6		80							<0.2		1.9	
						3.5	0.4	92	28.3		8.0		28.7		80.1		5.3		16.8		6		83										
					Bottom	5.9	0.4	80	28.3	28.3	8.0	8.0	28.7	28.7	79.9	79.9	5.3	5.3	30.3		38		86							<0.2		1.6	
						5.9	0.4	85	28.3		8.0		28.7		79.9		5.3		30.7		42		88										
24-Sep-16	Fine	Calm	13:27	6.8	Surface	1.0	0.7	171	28.6	28.6	7.9	7.9	26.1	26.1	85.6	85.6	5.7	5.8	2.0	3.2	6	7	74	83	820576	804907	N/A	N/A	N/A	<0.2	<0.2	2.5	2.3
						1.0	0.8	177	28.6		7.9		26.1		85.6		5.7		2.0		7		77										
					Middle	3.4	0.8	50	28.4	28.4	7.9	7.9	26.7	26.7	85.7	85.8	5.8		3.8		6		84							<0.2		3.1	
						3.4	0.9	52	28.4		7.9		26.7		85.8		5.8		3.8		6		84										
					Bottom	5.8	0.6	105	28.3	28.3	8.0	8.0	28.1	28.1	87.7	87.8	5.8	5.9	3.6		7		88							<0.2		1.2	
						5.8	0.6	107	28.3		8.0		28.1		87.8		5.9		3.7		8		90										
27-Sep-16	Fine	Calm	16:23	6.6	Surface	1.0	0.9	201	29.4	29.4	7.9	7.9	24.7	24.7	87.5	87.2	5.8	5.7	0.9	3.4	<2	3	73	81	820571	804936	N/A	N/A	N/A	<0.2	<0.2	2.2	2.0
						1.0	1.0	208	29.4		7.9		24.7		86.8		5.8		1.0		2		75										
					Middle	3.3	0.5	216	28.7	28.7	7.9	7.9	28.1	28.1	79.6	79.6	5.5		4.2		<2		80							<0.2		2.0	
						3.3	0.6	234	28.7		7.9		28.1		79.6		5.5		4.1		2		82										
					Bottom	5.6	0.5	230	28.6	28.6	7.9	7.9	28.8	28.9	80.0	80.0	5.3	5.3	5.3		3		87							<0.2		1.9	
						5.6	0.5	237	28.6		7.9		28.9		80.0		5.3		5.1		4		87										
29-Sep-16	Fine	Rough	17:10	6.7	Surface	1.0	0.9	184	28.1	28.1	8.0	8.0	26.4	26.4	95.1	95.1	6.4	6.3	7.1	12.3	8	10	70	78	820555	804914	N/A	N/A	N/A	<0.2	<0.2	1.7	1.8
						1.0	1.0	201	28.1		8.0		26.3		95.0		6.4		7.2		8		72										
					Middle	3.4	0.6	186	28.2	28.2	8.0	8.0	26.8	26.8	91.5	91.5	6.1		12.8		11		79							<0.2		1.6	
						3.4	0.7	193	28.2		8.0		26.8		91.4		6.1		12.9		11		78										
					Bottom	5.7	0.5	192	28.3	28.3	8.0	8.0	30.1	30.1	90.4	90.5	5.9	6.0	16.9		10		81							<0.2		2.0	
						5.7	0.6	199	28.3		8.0		30.1		90.5		6.0		16.9		12		85										

DA: Depth-Averaged
Calm: Small or no wave; Moderate: Between calm and rough; Rough : White capped or rougher

Expansion of Hong Kong International Airport into a Three-Runway System
Baseline Water Quality Monitoring
Water Quality Monitoring Results at IM6 during Mid-Ebb Tide

Date	Weather Condition	Sea Condition	Sampling Time	Water Depth (m)	Sampling Depth (m)		Current Speed (m/s)	Current Direction	Water Temperature (°C) Value	Water Temperature (°C) Average	pH Value	pH Average	Salinity (ppt) Value	Salinity (ppt) Average	DO Saturation (%) Value	DO Saturation (%) Average	Dissolved Oxygen (mg/L) Value	Dissolved Oxygen (mg/L) DA	Turbidity(NTU) Value	Turbidity(NTU) DA	Suspended Solids (mg/L) Value	Suspended Solids (mg/L) DA	Total Alkalinity (ppm) Value	Total Alkalinity (ppm) DA	Coordinate HK Grid (Northing)	Coordinate HK Grid (Easting)	Observed construction activities <100m from location	Observed construction activities >100m from location	Other Observations	Chromium (µg/L) Value	Chromium (µg/L) DA	Nickel (µg/L) Value	Nickel (µg/L) DA
1-Sep-16	Fine	Calm	11:37	7.3	Surface	1.0	0.5	150	27.8	27.8	7.9	7.9	27.5	27.5	75.5	75.5	5.1	5.1	6.2	8.3	12	11	80	85	821043	805845	N/A	N/A	N/A	<0.2	<0.2	1.2	1.7
						1.0	0.6	160	27.8		7.9		27.5		75.5		5.1		6.2		11		81							<0.2		1.6	
					Middle	3.7	0.5	158	27.7	27.7	7.9	7.9	27.7	27.7	74.7	74.7	5.0		6.2		11		84							<0.2		1.8	
						3.7	0.6	171	27.7		7.9		27.7		74.6		5.0		6.3		11		86							<0.2		1.7	
					Bottom	6.3	0.4	167	27.5	27.5	7.9	7.9	28.3	28.3	69.3	69.4	4.7	4.7	12.5		10		90							<0.2		1.7	
						6.3	0.4	176	27.5		7.9		28.3		69.4		4.7		12.5		11		88							<0.2		2.0	
3-Sep-16	Fine	Moderate	12:38	7.3	Surface	1.0	0.6	176	28.2	28.2	7.8	7.8	25.8	25.8	74.0	74.0	5.0	5.0	8.6	11.5	14	19	93	98	821043	805818	N/A	N/A	N/A	<0.2	<0.2	1.6	1.4
						1.0	0.6	182	28.2		7.8		25.8		74.0		5.0		8.6		14		91							<0.2		1.3	
					Middle	3.7	0.5	174	28.0	28.0	7.9	7.9	27.4	27.4	73.2	73.2	4.9		10.4		16		103							<0.2		1.4	
						3.7	0.5	174	28.0		7.9		27.4		73.2		4.9		10.5		17		104							<0.2		1.4	
					Bottom	6.3	0.4	175	27.8	27.8	7.9	7.9	28.5	28.5	73.6	73.6	4.9	4.9	15.6		27		97							<0.2		1.4	
						6.3	0.4	186	27.8		7.9		28.5		73.6		4.9		15.5		26		100							<0.2		1.2	
6-Sep-16	Cloudy	Moderate	14:12	7.7	Surface	1.0	0.4	158	28.3	28.3	7.8	7.8	24.5	24.5	77.6	77.6	5.3	5.1	1.5	6.1	3	12	88	91	821072	805816	N/A	N/A	N/A	<0.2	<0.2	1.8	1.3
						1.0	0.4	170	28.3		7.8		24.5		77.6		5.3		1.4		3		87							<0.2		1.7	
					Middle	3.9	0.4	152	28.1	28.1	7.8	7.8	25.4	25.5	72.9	72.9	4.9		2.7		10		92							<0.2		1.1	
						3.9	0.4	155	28.1		7.8		25.5		72.9		4.9		2.8		10		89							<0.2		1.1	
					Bottom	6.7	0.3	128	27.9	27.9	7.9	7.9	28.7	28.7	68.9	69.0	4.6	4.6	14.1		22		96							<0.2		1.0	
						6.7	0.3	135	27.9		7.9		28.7		69.0		4.6		14.1		21		96							<0.2		1.0	
8-Sep-16	Cloudy	Calm	15:31	6.5	Surface	1.0	0.3	202	28.9	28.9	7.8	7.8	14.5	14.5	88.9	88.8	6.3	5.6	1.5	3.0	3	3	80	86	821066	805838	N/A	N/A	N/A	<0.2	<0.2	3.9	2.9
						1.0	0.3	214	28.9		7.8		14.5		88.6		6.3		1.6		2		83							<0.2		3.9	
					Middle	3.3	0.3	117	28.3	28.3	7.8	7.8	22.4	22.4	71.6	71.6	4.9		2.9		2		85							<0.2		2.5	
						3.3	0.3	117	28.3		7.8		22.4		71.6		4.9		2.9		4		88							<0.2		2.5	
					Bottom	5.5	0.3	119	27.9	27.9	7.9	7.9	28.4	28.4	68.9	69.5	4.6	4.7	4.7		4		90							<0.2		2.1	
						5.5	0.3	121	27.9		7.9		28.4		70.0		4.7		4.6		4		92							<0.2		2.2	
10-Sep-16	Rainy	Moderate	07:44	6.3	Surface	1.0	0.2	166	28.4	28.4	7.7	7.7	15.6	15.6	77.1	77.1	5.5	5.2	1.7	1.5	3	3	73	83	821044	805820	N/A	N/A	N/A	<0.2	<0.2	3.9	2.9
						1.0	0.2	177	28.4		7.7		15.5		77.0		5.5		1.8		2		71							<0.2		3.8	
					Middle	3.2	0.2	230	28.3	28.3	7.7	7.7	18.9	18.9	69.9	69.9	4.9		0.9		2		83							<0.2		3.0	
						3.2	0.3	240	28.3		7.7		18.9		69.8		4.9		1.0		2		80							<0.2		2.9	
					Bottom	5.3	0.2	254	28.0	28.0	7.8	7.8	26.5	26.6	60.9	61.0	4.1	4.1	1.9		3		94							<0.2		1.8	
						5.3	0.2	260	28.0		7.8		26.6		61.1		4.1		1.9		3		96							<0.2		2.1	
13-Sep-16	Cloudy	Moderate	10:51	6.3	Surface	1.0	0.3	240	28.9	28.9	7.9	7.9	20.8	20.8	86.8	86.7	6.0	5.5	1.6	4.3	5	8	71	79	821046	805835	N/A	N/A	N/A	<0.2	<0.2	3.1	2.4
						1.0	0.3	252	28.9		7.9		20.8		86.5		5.9		1.8		4		73							<0.2		3.4	
					Middle	3.2	0.3	277	28.7	28.7	7.9	7.9	26.1	26.0	76.1	76.0	5.1		2.9		4		77							<0.2		2.5	
						3.2	0.3	281	28.7		7.9		25.8		75.9		5.1		3.0		3		80							<0.2		2.4	
					Bottom	5.3	0.3	276	28.0	28.0	7.9	7.9	29.3	29.4	66.8	67.7	4.4	4.5	8.1		14		84							<0.2		1.2	
						5.3	0.3	296	28.0		7.9		29.4		68.6		4.6		8.2		15		87							<0.2		1.5	
15-Sep-16	Fine	Rough	12:26	6.3	Surface	1.0	0.6	224	28.8	28.8	7.9	7.9	23.4	23.4	86.3	86.2	5.8	5.4	6.1	10.8	10	13	78	84	821073	805817	N/A	N/A	N/A	<0.2	<0.2	2.4	2.1
						1.0	0.6	243	28.8		7.9		23.3		86.1		5.8		6.3		10		79							<0.2		2.2	
					Middle	3.2	0.7	240	28.3	28.3	7.9	7.9	26.8	26.9	72.7	72.7	4.9		9.3		13		85							<0.2		2.1	
						3.2	0.7	258	28.3		7.9		26.9		72.7		4.9		9.4		13		83							<0.2		2.6	
					Bottom	5.3	0.6	248	28.0	28.0	7.9	7.9	29.3	29.3	67.4	68.1	4.5	4.6	16.9		16		88							<0.2		1.6	
						5.3	0.7	270	28.0		7.9		29.3		68.7		4.6		16.7		16		91							<0.2		1.6	
17-Sep-16	Sunny	Rough	11:39	7.8	Surface	1.0	0.4	133	28.9	28.9	7.9	7.9	27.0	27.0	78.9	78.9	5.2	4.9	3.0	10.1	6	17	86	86	821075	805837	N/A	N/A	N/A	<0.2	<0.2	1.4	1.4
						1.0	0.4	136	28.9		7.9		27.0		78.8		5.2		3.0		4		85							<0.2		1.4	
					Middle	3.9	0.4	138	28.0	28.0	7.9	7.9	29.4	29.4	70.1	70.1	4.7		12.9		23		82							<0.2		1.0	
						3.9	0.4	150	28.0		7.9		29.4		70.0		4.6		12.9		24		82							<0.2		1.1	
					Bottom	6.8	0.2	125	27.9	27.9	7.9	7.9	30.0	30.0	64.6	64.7	4.3	4.3	14.2		22		90							<0.2		1.6	
						6.8	0.3	131	27.9		7.9		30.0		64.7		4.3		14.3		23		90							<0.2		1.6	
20-Sep-16	Fine	Moderate	03:46	7.1	Surface	1.0	0.3	79	28.0	28.0	8.0	8.0	30.1	30.2	83.2	83.2	5.5	5.5	7.4	13.1	10	17	76	82	821062	805833	N/A	N/A	N/A	<0.2	0	1.8	2.0
						1.0	0.4	85	28.0		8.0		30.3		83.1		5.5		7.3		9		78							<0.2		1.8	
					Middle	3.6	0.3	72	28.0	28.0	8.1	8.1	31.0	31.0	82.4	82.4	5.4		11.2		18		79							<0.2		1.8	
						3.6	0.3	73	28.0		8.1		31.0		82.4		5.4		12.3		16		81							<0.2		2.6	
					Bottom	6.1	0.3	68	28.0	28.0	8.1	8.1	31.0	31.0	82.8	82.9	5.4	5.5	19.3		25		91							0.20		1.8	
						6.1	0.3	71	28.0		8.1		31.0		82.9		5.5		21.3		26		89							<0.2		2.0	
22-Sep-16	Fine	Calm	15:30	6.5	Surface	1.0	0.3	111	28.7	28.7	8.0	8.0	27.6	27.6	85.7	85.7	5.7	5.6	4.5	11.5	3	4	78	84	821050	805817	N/A	N/A	N/A	<0.2	<0.2	1.9	1.8
						1.0	0.3	114	28.7		8.0		27.6		85.6		5.7		4.7		3		79							<0.2		1.9	
					Middle	3.3	0.3	50	28.6	28.6	8.0	8.0	27.9	27.9	81.6	81.5	5.4		10.8		5		83							<0.2		1.6	
						3.3	0.3	51	28.5		8.0		27.9		81.4		5.4		11.3		3		86							<0.2		1.8	
					Bottom	5.5	0.3	70	28.3	28.4	8.0	8.0	29.3	29.3	78.1	77.5	5.2	5.2	19.4		6		88							<0.2		1.6	
						5.5	0.3	76	28.4		8.0		29.2		76.9		5.1		18.5		6		90							<0.2		1.9	
24-Sep-16	Fine	Calm	07:24	6.4	Surface	1.0	0.5	156	28.5	28.5	7.9	7.9	26.2	26.2	89.5	89.5	6.0	6.0	1.4	3.9	8	7	80	85	821051	805846	N/A	N/A	N/A	<0.2	<0.2	2.0	1.9
						1.0	0.5	163	28.5		7.9		26.2		89.5		6.0		1.4		9		77							<0.2		2.3	
					Middle	3.2	0.4	85	28.4	28.4	8.0	8.0	26.8	26.9	88.6	88.6	5.9		3.4		7		85							<0.2		2.0	
						3.2	0.4	89	28.4		8.0		26.9		88.6		5.9		3.6		6		83							<0.2		2.0	
					Bottom	5.4	0.3	117	28.2	28.2	8.0	8.0	29.9	29.9	91.8	92.0	6.1	6.1	6.7		7		91							<0.2		1.4	
						5.4	0.3	127	28.2		8.0		29.9		92.1		6.1		6.6		5		91							<0.2		1.4	
27-Sep-16	Fine	Calm	11:19	6.5	Surface	1.0	0.8	213	29.2	29.2	7.9	7.9	23.5	23.5	88.7	88.7	6.0	5.9	3.0	8.5	5	6	72	81	821050	805838	N/A	N/A	N/A	<0.2	<0.2	2.3	2.0
						1.0	0.8	213	29.2		7.9		23.5		88.6		6.0		3.1		3		75							<0.2		2.4	
					Middle	3.3	0.5	233	28.7	28.7	7.9	7.9	28.8	28.8	83.1	83.1	5.7		8.9		6		83							<0.2		2.0	
						3.3	0.5	234	28.7		7.9		28.8		83.1		5.7		8.7		6		80							<0.2		1.9	
					Bottom	5.5	0.5	249	28.6	28.6	8.0	8.0	29.1	29.1	83.6	84.0	5.5	5.6	13.5		8		89							<0.2		1.7	
						5.5	0.5	259	28.6		8.0		29.1		84.4		5.6		13.6		7		87							<0.2		1.8	
29-Sep-16	Fine	Rough	13:30	6.5	Surface	1.0	0.9	189	28.1	28.1	8.0	8.0	26.2	26.2	94.9	94.9	6.4	6.3	4.1	7.5	4	9	74	83	821050	805815	N/A	N/A	N/A	<0.2	<0.2	1.9	1.6
						1.0	0.9	203	28.1		8.0		26.2		94.8		6.4		3.9		5		76							<0.2		2.2	
					Middle	3.3	0.7	201	28.3	28.3	8.0	8.0	28.6	28.6	92.4	92.5	6.1		9.9		9		82							<0.2		1.4	
						3.3	0.7	207	28.3		8.0		28.6		92.6		6.1		9.8		10		85							<0.2		1.5	
					Bottom	5.5	0.7	213	28.3	28.3	8.0	8.0	29.4	29.5	98.2	98.4	6.5	6.5	8.6		13		90							<0.2		1.3	
						5.5	0.7	217	28.3		8.0		29.5		98.5		6.5		8.4		13		92							<0.2		1.3	

DA: Depth-Averaged
Calm: Small or no wave; Moderate: Between calm and rough; Rough : White capped or rougher

Expansion of Hong Kong International Airport into a Three-Runway System
Baseline Water Quality Monitoring
Water Quality Monitoring Results at IM6 during Mid-Flood Tide

Date	Weather Condition	Sea Condition	Sampling Time	Water Depth (m)	Sampling Depth (m)		Current Speed (m/s)	Current Direction	Water Temperature (°C) Value	Water Temperature (°C) Average	pH Value	pH Average	Salinity (ppt) Value	Salinity (ppt) Average	DO Saturation (%) Value	DO Saturation (%) Average	Dissolved Oxygen (mg/L) Value	Dissolved Oxygen (mg/L) DA	Turbidity(NTU) Value	Turbidity(NTU) DA	Suspended Solids (mg/L) Value	Suspended Solids (mg/L) DA	Total Alkalinity (ppm) Value	Total Alkalinity (ppm) DA	Coordinate HK Grid (Northing)	Coordinate HK Grid (Easting)	Observed construction activities <100m from location	Observed construction activities >100m from location	Other Observations	Chromium (µg/L) Average	Chromium (µg/L) DA	Nickel (µg/L) Average	Nickel (µg/L) DA
1-Sep-16	Fine	Moderate	07:38	7.2	Surface	1.0	0.6	25	27.9	27.9	7.8	7.8	24.2	24.2	67.5	67.5	4.6	4.6	3.5	14.5	5	10	73	79	821079	805809	N/A	N/A	N/A	<0.2	<0.2	1.5	1.6
						1.0	0.6	25	27.9		7.8		24.1		67.5		4.6		3.7		4		74										
					Middle	3.6	0.5	46	27.9	27.9	7.8	7.8	25.3	25.3	66.5	66.6	4.5		10.5		4		78										
						3.6	0.5	50	27.9		7.8		25.2		66.6		4.5		12.0		5		80										
					Bottom	6.2	0.3	46	27.6	27.6	7.8	7.8	27.3	27.3	67.4	67.7	4.6	4.6	28.4		21		84							<0.2		1.5	
						6.2	0.4	49	27.6		7.8		27.3		68.0		4.6		28.7		22		87										
3-Sep-16	Cloudy	Moderate	08:35	7.2	Surface	1.0	0.6	139	28.4	28.4	7.7	7.7	21.3	21.4	73.1	73.1	5.0	5.0	2.7	23.5	5	22	95	93	821078	805828	N/A	N/A	N/A	<0.2	<0.2	2.4	1.9
						1.0	0.7	145	28.4		7.7		21.4		73.1		5.0		2.9		5		92										
					Middle	3.6	0.6	71	28.0	28.0	7.8	7.8	25.8	25.8	72.8	72.8	4.9		20.6		8		93							<0.2		1.9	
						3.6	0.7	74	28.0		7.8		25.8		72.8		4.9		20.7		9		93										
					Bottom	6.2	0.6	88	28.0	28.0	7.8	7.8	26.2	26.2	73.1	73.2	4.9	4.9	46.6		52		93							<0.2		1.4	
						6.2	0.6	88	28.0		7.8		26.2		73.2		4.9		47.2		52		94										
6-Sep-16	Rainy	Moderate	10:53	7.0	Surface	1.0	0.5	160	28.3	28.3	7.7	7.7	22.6	22.6	71.4	71.4	4.9	4.8	1.8	13.6	4	6	87	91	821057	805822	N/A	N/A	N/A	<0.2	<0.2	2.3	1.8
						1.0	0.6	164	28.3		7.7		22.6		71.4		4.9		1.7		3		84										
					Middle	3.5	0.6	67	28.1	28.1	7.8	7.8	26.0	26.0	68.3	68.3	4.6		4.7		7		94							<0.2		1.7	
						3.5	0.6	72	28.1		7.8		26.0		68.3		4.6		4.8		6		92										
					Bottom	6.0	0.4	90	28.0	28.0	7.9	7.9	27.4	27.5	68.6	68.9	4.6	4.6	33.8		7		92							<0.2		1.6	
						6.0	0.4	90	28.0		7.9		27.5		69.2		4.6		34.5		7		95										
8-Sep-16	Cloudy	Calm	12:16	6.3	Surface	1.0	0.3	274	28.5	28.5	7.7	7.7	17.4	17.4	79.9	80.1	5.6	5.5	2.8	8.1	3	9	77	83	821055	805830	N/A	N/A	N/A	<0.2	<0.2	2.8	2.0
						1.0	0.3	281	28.5		7.7		17.3		80.2		5.6		2.8		4		79										
					Middle	3.2	0.5	295	28.3	28.3	7.8	7.8	19.3	19.3	77.6	77.5	5.4		5.6		6		83							<0.2		2.1	
						3.2	0.5	299	28.3		7.8		19.3		77.4		5.4		5.7		6		84										
					Bottom	5.3	0.4	99	27.9	27.9	7.9	7.9	28.4	28.4	67.8	68.0	4.5	4.6	16.1		18		87							<0.2		1.1	
						5.3	0.4	99	27.9		7.9		28.4		68.2		4.6		15.6		18		87										
10-Sep-16	Rainy	Moderate	13:28	6.4	Surface	1.0	0.4	176	28.3	28.3	7.7	7.7	10.0	10.0	85.9	85.9	6.3	5.8	1.7	4.3	3	3	64	76	821065	805818	N/A	N/A	N/A	<0.2	<0.2	4.0	3.4
						1.0	0.4	183	28.3		7.7		10.0		85.8		6.3		1.8		3		65										
					Middle	3.2	0.4	263	28.4	28.4	7.7	7.7	15.2	15.2	74.8	74.8	5.3		3.1		3		76							<0.2		3.7	
						3.2	0.5	273	28.4		7.7		15.1		74.7		5.3		3.2		2		76										
					Bottom	5.4	0.3	248	27.9	27.9	7.8	7.8	26.9	26.9	63.4	64.5	4.3	4.4	8.0		3		88							<0.2		2.6	
						5.4	0.3	262	27.9		7.8		26.8		65.5		4.4		7.9		2		86										
13-Sep-16	Cloudy	Moderate	16:13	6.5	Surface	1.0	0.5	190	29.0	29.1	7.9	7.9	22.4	22.4	86.3	85.8	5.9	5.3	3.4	4.4	6	7	69	77	821045	805812	N/A	N/A	N/A	<0.2	<0.2	2.7	2.1
						1.0	0.6	199	29.1		7.9		22.3		85.2		5.8		3.2		7		71										
					Middle	3.3	0.5	197	28.3	28.3	7.8	7.8	27.1	27.1	71.9	72.1	4.8		3.4		6		76							<0.2		1.9	
						3.3	0.5	216	28.3		7.8		27.1		72.3		4.8		3.2		7		77										
					Bottom	5.5	0.3	205	28.0	28.0	7.8	7.8	27.9	27.9	63.2	64.0	4.2	4.3	6.6		9		84							<0.2		1.7	
						5.5	0.4	206	28.0		7.8		27.9		64.7		4.3		6.8		7		86										
15-Sep-16	Fine	Rough	17:13	6.8	Surface	1.0	0.7	210	28.8	28.8	7.9	7.9	24.3	24.3	80.5	79.9	5.4	5.1	8.4	14.3	14	15	75	80	821045	805816	N/A	N/A	N/A	<0.2	<0.2	1.9	1.9
						1.0	0.8	212	28.7		7.9		24.3		79.3		5.3		8.5		14		74										
					Middle	3.4	0.7	239	28.2	28.2	7.9	7.9	26.0	26.0	72.6	72.6	4.9		11.0		13		79							<0.2		2.2	
						3.4	0.7	257	28.2		7.9		26.0		72.6		4.9		11.1		15		81										
					Bottom	5.8	0.5	248	27.8	27.8	7.9	7.9	28.1	28.2	67.2	68.1	4.5	4.6	22.5		17		86							<0.2		1.8	
						5.8	0.6	271	27.8		7.9		28.2		69.0		4.6		24.0		19		85										
17-Sep-16	Sunny	Rough	07:26	6.6	Surface	1.0	0.4	106	28.5	28.5	7.9	7.9	27.3	27.3	75.4	75.4	5.0	4.8	4.2	8.3	8	15	83	85	821047	805817	N/A	N/A	N/A	<0.2	<0.2	1.4	1.3
						1.0	0.4	114	28.5		7.9		27.3		75.3		5.0		4.1		7		83										
					Middle	3.3	0.3	94	28.1	28.1	7.9	7.9	29.0	29.0	68.2	68.3	4.6		8.7		15		85							<0.2		1.4	
						3.3	0.3	100	28.1		7.9		29.0		68.3		4.6		8.8		13		85										
					Bottom	5.6	0.2	87	28.0	28.0	7.9	7.9	30.0	30.0	64.4	64.4	4.3	4.3	12.0		22		88							<0.2		1.2	
						5.6	0.3	92	28.0		7.9		30.0		64.4		4.3		12.1		24		87										
20-Sep-16	Rainy	Moderate	09:59	7.4	Surface	1.0	0.7	44	28.0	28.0	8.0	8.0	29.8	29.8	84.1	84.1	5.6	5.6	9.3	14.6	18	17	73	80	821068	805827	N/A	N/A	N/A	<0.2	<0.2	1.5	1.4
						1.0	0.7	46	28.0		8.0		29.8		84.1		5.6		8.2		16		75										
					Middle	3.7	0.6	42	28.1	28.1	8.0	8.0	29.8	29.8	82.7	82.7	5.5		12.3		17		78							<0.2		1.5	
						3.7	0.6	45	28.0		8.0		29.8		82.6		5.5		13.3		18		80										
					Bottom	6.4	0.6	58	28.1	28.1	8.0	8.0	29.8	29.8	82.3	82.5	5.4	5.5	22.0		16		87							<0.2		1.4	
						6.4	0.6	62	28.1		8.0		29.8		82.7		5.5		22.3		17		88										
22-Sep-16	Fine	Calm	11:55	6.7	Surface	1.0	0.3	248	28.6	28.6	7.9	7.9	25.4	25.4	83.0	83.0	5.6	5.7	1.8	6.8	4	5	75	80	821066	805815	N/A	N/A	N/A	<0.2	<0.2	2.4	2.3
						1.0	0.3	272	28.6		7.9		25.4		83.0		5.6		1.9		5		73										
					Middle	3.4	0.5	83	28.4	28.4	8.0	8.0	28.1	28.1	85.6	85.6	5.7		6.0		5		78							<0.2		2.2	
						3.4	0.5	88	28.4		8.0		28.1		85.6		5.7		6.2		4		79										
					Bottom	5.7	0.4	72	28.3	28.3	8.0	8.0	29.8	29.8	87.1	87.3	5.8	5.8	12.7		6		87							<0.2		2.3	
						5.7	0.4	78	28.3		8.0		29.8		87.5		5.8		12.2		6		89										
24-Sep-16	Fine	Calm	13:18	6.3	Surface	1.0	0.7	133	28.6	28.6	7.9	7.9	26.4	26.4	87.0	87.0	5.8	5.8	2.0	2.0	6	4	77	84	821040	805811	N/A	N/A	N/A	<0.2	<0.2	1.4	1.5
						1.0	0.8	133	28.6		7.9		26.4		87.0		5.8		2.1		4		79										
					Middle	3.2	0.8	74	28.4	28.4	8.0	8.0	27.1	27.1	86.0	86.0	5.8		1.6		5		80							<0.2		1.6	
						3.2	0.9	79	28.4		8.0		27.1		85.9		5.8		1.6		3		81										
					Bottom	5.3	0.6	46	28.2	28.2	8.0	8.0	28.9	28.9	85.1	85.1	5.7	5.7	2.3		3		90							<0.2		1.5	
						5.3	0.6	47	28.2		8.0		28.8		85.1		5.7		2.2		3		96										
27-Sep-16	Fine	Calm	16:11	6.9	Surface	1.0	0.7	207	29.1	29.1	7.9	7.9	26.1	26.1	84.3	84.3	5.6	5.6	2.2	3.9	<2	<2	74	81	821053	805815	N/A	N/A	N/A	<0.2	<0.2	3.1	2.6
						1.0	0.7	212	29.1		7.9		26.1		84.3		5.6		2.3		2		72										
					Middle	3.5	0.5	240	28.7	28.7	7.9	7.9	28.4	28.4	79.5	79.5	5.5		4.6		<2		80							<0.2		2.3	
						3.5	0.5	246	28.7		7.9		28.4		79.5		5.5		4.7		<2		83										
					Bottom	5.9	0.4	242	28.6	28.6	7.9	7.9	28.8	28.8	80.2	80.3	5.3	5.3	4.7		<2		88							<0.2		2.4	
						5.9	0.4	242	28.6		7.9		28.8		80.3		5.3		4.8		<2		87										
29-Sep-16	Fine	Rough	17:01	6.8	Surface	1.0	1.2	169	28.2	28.2	8.0	8.0	26.5	26.5	94.2	94.2	6.3	6.3	8.2	10.2	14	17	73	80	821078	805837	N/A	N/A	N/A	<0.2	<0.2	1.7	1.6
						1.0	1.3	185	28.2		8.0		26.5		94.1		6.3		8.1		14		75										
					Middle	3.4	1.0	161	28.3	28.3	8.0	8.0	27.2	27.2	92.2	92.2	6.2		10.6		17		80							<0.2		1.6	
						3.4	1.0	167	28.3		8.0		27.2		92.1		6.2		10.6		17		80										
					Bottom	5.8	1.0	163	28.3	28.3	8.0	8.0	28.3	28.3	92.3	92.4	6.1	6.1	11.8		18		87							<0.2		1.5	
						5.8	1.1	176	28.3		8.0		28.3		92.4		6.1		11.7		19		84										

DA: Depth-Averaged
Calm: Small or no wave; Moderate: Between calm and rough; Rough : White capped or rougher

Expansion of Hong Kong International Airport into a Three-Runway System
Baseline Water Quality Monitoring
Water Quality Monitoring Results at IM7 during Mid-Ebb Tide

Date	Weather Condition	Sea Condition	Sampling Time	Water Depth (m)	Sampling Depth (m)		Current Speed (m/s)	Current Direction	Water Temperature (°C) Value	Water Temperature (°C) Average	pH Value	pH Average	Salinity (ppt) Value	Salinity (ppt) Average	DO Saturation (%) Value	DO Saturation (%) Average	Dissolved Oxygen (mg/L) Value	Dissolved Oxygen (mg/L) DA	Turbidity(NTU) Value	Turbidity(NTU) DA	Suspended Solids (mg/L) Value	Suspended Solids (mg/L) DA	Total Alkalinity (ppm) Value	Total Alkalinity (ppm) DA	Coordinate HK Grid (Northing)	Coordinate HK Grid (Easting)	Observed construction activities <100m from location	Observed construction activities >100m from location	Other Observations	Chromium (µg/L) Value	Chromium (µg/L) DA	Nickel (µg/L) Value	Nickel (µg/L) DA
1-Sep-16	Fine	Calm	11:24	8.4	Surface	1.0	0.5	116	27.8	27.8	7.9	7.9	26.7	26.7	78.3	78.3	5.3	5.1	4.4	7.6	5	8	83	89	821351	806827	N/A	N/A	N/A	<0.2	<0.2	1.8	1.5
						1.0	0.5	117	27.8		7.9		26.7		78.2		5.3		4.5		6		88							<0.2		1.5	
					Middle	4.2	0.4	134	27.6	27.6	7.9	7.9	27.9	27.9	71.4	71.4	4.8		8.3		9		90							<0.2		1.3	
						4.2	0.4	136	27.6		7.9		27.8		71.3		4.8		8.4		9		88							<0.2		1.3	
					Bottom	7.4	0.3	150	27.5	27.5	7.9	7.9	28.4	28.4	73.2	73.2	4.9	4.9	10.1		9		92							<0.2		1.6	
						7.4	0.3	152	27.5		7.9		28.3		73.2		4.9		10.1		10		94							<0.2		1.6	
3-Sep-16	Fine	Moderate	12:59	9.1	Surface	1.0	0.3	180	29.3	29.3	7.8	7.8	24.0	24.0	86.2	86.2	5.8	5.8	2.9	7.4	4	16	92	100	821339	806834	N/A	N/A	N/A	<0.2	<0.2	2.1	1.7
						1.0	0.4	186	29.3		7.8		24.0		86.2		5.8		2.7		3		90							<0.2		1.9	
					Middle	4.6	0.3	162	29.1	29.1	7.9	7.9	25.1	25.1	86.0	86.0	5.7		2.9		8		106							<0.2		1.8	
						4.6	0.3	166	29.1		7.9		25.1		85.9		5.7		3.0		6		102							<0.2		1.8	
					Bottom	8.1	0.3	131	28.0	28.0	7.9	7.9	27.3	27.4	74.4	74.5	5.0	5.0	15.4		36		105							<0.2		1.3	
						8.1	0.3	142	28.0		7.9		27.4		74.6		5.0		17.5		36		104							<0.2		1.2	
6-Sep-16	Cloudy	Moderate	14:03	6.3	Surface	1.0	0.3	130	28.3	28.3	7.8	7.8	23.3	23.3	77.9	77.9	5.3	5.3	1.8	2.3	4	4	87	93	821365	806835	N/A	N/A	N/A	<0.2	<0.2	1.8	1.5
						1.0	0.3	138	28.3		7.8		23.3		77.9		5.3		1.9		3		87							<0.2		1.8	
					Middle	3.2	0.3	121	28.3	28.3	7.8	7.8	24.7	24.7	77.3	77.3	5.3		1.8		4		95							<0.2		1.8	
						3.2	0.3	122	28.3		7.8		24.7		77.3		5.3		1.9		2		96							<0.2		1.6	
					Bottom	5.3	0.3	108	28.1	28.1	7.9	7.9	26.3	26.3	74.4	74.5	5.0	5.0	3.2		6		93							<0.2		1.2	
						5.3	0.4	108	28.1		7.9		26.3		74.5		5.0		3.2		7		97							<0.2		1.0	
8-Sep-16	Cloudy	Calm	15:21	8.1	Surface	1.0	0.3	134	28.6	28.6	7.8	7.8	20.1	20.1	83.1	83.0	5.8	5.4	2.1	6.0	3	8	87	91	821354	806853	N/A	N/A	N/A	<0.2	<0.2	3.3	2.5
						1.0	0.3	143	28.6		7.8		20.0		82.9		5.7		2.3		4		87							<0.2		3.2	
					Middle	4.1	0.4	111	28.3	28.3	7.8	7.8	21.7	21.7	73.9	73.6	5.1		3.2		3		90							<0.2		2.8	
						4.1	0.4	113	28.3		7.8		21.7		73.2		5.0		3.4		5		90							<0.2		2.7	
					Bottom	7.1	0.3	134	27.9	27.9	7.9	7.9	28.4	28.5	67.4	67.6	4.5	4.5	11.9		14		95							<0.2		1.3	
						7.1	0.3	144	27.9		7.9		28.5		67.8		4.5		12.9		16		97							<0.2		1.4	
10-Sep-16	Rainy	Moderate	07:52	7.7	Surface	1.0	0.3	207	28.4	28.4	7.7	7.7	13.4	13.4	80.7	80.6	5.8	5.1	1.5	1.9	2	3	74	82	821337	806818	N/A	N/A	N/A	<0.2	<0.2	3.6	2.7
						1.0	0.4	219	28.4		7.7		13.3		80.5		5.8		1.6		<2		72							<0.2		3.8	
					Middle	3.9	0.3	210	28.2	28.2	7.7	7.7	22.4	22.4	63.1	63.1	4.3		1.9		3		83							<0.2		2.6	
						3.9	0.3	228	28.2		7.7		22.4		63.1		4.3		1.8		3		82							<0.2		2.3	
					Bottom	6.7	0.3	146	27.9	27.9	7.9	7.9	28.4	28.4	64.8	64.9	4.3	4.3	2.4		3		90							<0.2		2.2	
						6.7	0.3	158	27.9		7.9		28.4		64.9		4.3		2.3		2		90							<0.2		1.9	
13-Sep-16	Cloudy	Moderate	11:01	7.8	Surface	1.0	0.5	235	28.9	28.9	7.9	7.9	21.7	21.7	88.7	88.5	6.1	5.5	1.5	2.3	4	4	75	82	821348	806819	N/A	N/A	N/A	<0.2	<0.2	2.0	2.2
						1.0	0.6	254	28.9		7.9		21.7		88.2		6.0		1.4		3		77							<0.2		2.4	
					Middle	3.9	0.4	257	28.5	28.5	7.9	7.9	24.5	24.5	73.3	73.3	5.0		0.8		3		81							<0.2		2.4	
						3.9	0.4	262	28.5		7.9		24.5		73.3		5.0		0.8		3		84							<0.2		2.2	
					Bottom	6.8	0.3	256	27.9	27.9	7.9	7.9	29.5	29.5	64.0	64.1	4.3	4.3	4.6		5		86							<0.2		1.9	
						6.8	0.4	271	27.9		7.9		29.5		64.2		4.3		4.7		4		89							<0.2		2.3	
15-Sep-16	Fine	Rough	12:37	7.4	Surface	1.0	0.9	222	28.4	28.4	7.9	7.9	24.4	24.4	78.5	78.5	5.3	5.2	4.7	12.5	11	14	76	83	821352	806821	N/A	N/A	N/A	<0.2	<0.2	2.1	1.9
						1.0	0.9	222	28.4		7.9		24.4		78.4		5.3		4.8		12		78							<0.2		2.4	
					Middle	3.7	0.7	238	28.1	28.1	7.9	7.9	26.7	26.6	74.4	75.1	5.0		6.2		14		82							<0.2		1.8	
						3.7	0.7	253	28.1		7.9		26.5		75.7		5.1		6.0		13		84							<0.2		2.1	
					Bottom	6.4	0.6	242	27.9	27.9	7.9	7.9	28.3	28.4	66.7	66.8	4.5	4.5	26.5		17		88							<0.2		1.6	
						6.4	0.6	249	27.9		7.9		28.4		66.9		4.5		26.5		16		91							<0.2		1.5	
17-Sep-16	Sunny	Rough	11:28	9.0	Surface	1.0	0.4	131	28.7	28.7	7.9	7.9	27.4	27.4	79.0	79.0	5.3	4.9	2.8	5.8	6	10	91	91	821340	806843	N/A	N/A	N/A	<0.2	<0.2	1.5	1.1
						1.0	0.4	139	28.7		7.9		27.4		79.0		5.3		2.7		7		91							<0.2		1.2	
					Middle	4.5	0.4	123	28.1	28.1	7.9	7.9	29.4	29.4	66.6	66.6	4.4		7.0		9		84							<0.2		1.0	
						4.5	0.4	128	28.1		7.9		29.4		66.6		4.4		7.1		10		85							<0.2		1.0	
					Bottom	8.0	0.4	118	28.0	28.0	7.9	7.9	29.5	29.5	66.3	66.3	4.4	4.4	7.7		14		96							<0.2		0.9	
						8.0	0.5	120	28.0		7.9		29.5		66.3		4.4		7.7		13		97							<0.2		1.0	
20-Sep-16	Fine	Moderate	13:37	7.4	Surface	1.0	0.4	47	28.1	28.1	8.0	8.0	27.9	27.8	84.4	84.7	5.6	5.7	4.3	10.4	7	7	78	83	821363	806820	N/A	N/A	N/A	<0.2	<0.2	2.5	2.2
						1.0	0.4	47	28.1		8.0		27.6		84.9		5.7		4.8		8		78							<0.2		2.4	
					Middle	3.7	0.5	66	28.0	28.0	8.0	8.0	29.8	29.8	85.3	85.3	5.7		9.3		8		82							<0.2		2.1	
						3.7	0.5	68	28.0		8.0		29.8		85.2		5.6		9.7		6		82							<0.2		2.0	
					Bottom	6.4	0.4	77	28.0	28.0	8.0	8.0	30.4	30.4	84.3	84.4	5.6	5.6	16.3		7		87							<0.2		2.0	
						6.4	0.4	84	28.0		8.0		30.4		84.5		5.6		18.2		6		90							<0.2		1.9	
22-Sep-16	Fine	Calm	15:22	7.1	Surface	1.0	0.3	95	28.7	28.7	7.9	7.9	26.8	26.8	85.5	85.3	5.7	5.6	4.8	8.2	4	4	77	82	821333	806843	N/A	N/A	N/A	<0.2	<0.2	1.8	2.0
						1.0	0.3	97	28.7		7.9		26.8		85.1		5.7		5.1		4		75							<0.2		1.9	
					Middle	3.6	0.4	44	28.6	28.6	8.0	8.0	27.5	27.5	81.7	81.7	5.4		7.8		4		82							<0.2		2.5	
						3.6	0.4	46	28.5		8.0		27.5		81.6		5.4		8.2		4		82							<0.2		2.3	
					Bottom	6.1	0.3	50	28.3	28.3	8.0	8.0	29.4	29.4	79.8	79.7	5.3	5.3	11.6		4		86							<0.2		1.7	
						6.1	0.3	54	28.3		8.0		29.4		79.6		5.3		11.7		4		89							<0.2		1.6	
24-Sep-16	Fine	Calm	07:34	7.2	Surface	1.0	0.5	102	28.6	28.6	7.9	7.9	25.4	25.4	83.0	83.0	5.6	5.6	4.1	5.7	11	10	78	83	821358	806834	N/A	N/A	N/A	<0.2	<0.2	2.7	2.3
						1.0	0.6	108	28.6		7.9		25.4		83.0		5.6		4.1		10		78							<0.2		2.8	
					Middle	3.6	0.5	79	28.3	28.3	7.9	8.0	28.0	28.0	82.7	82.7	5.5		6.2		11		80							<0.2		2.0	
						3.6	0.5	86	28.3		8.0		28.0		82.7		5.5		6.3		9		83							<0.2		1.8	
					Bottom	6.2	0.6	91	28.2	28.2	8.0	8.0	28.9	29.0	83.4	83.4	5.5	5.5	6.6		8		90							<0.2		2.2	
						6.2	0.6	93	28.2		8.0		29.0		83.4		5.5		6.8		9		88							<0.2		2.5	
27-Sep-16	Fine	Calm	11:28	7.5	Surface	1.0	0.8	210	29.0	29.0	7.9	7.9	26.6	26.6	81.9	81.7	5.6	5.6	3.6	4.8	3	7	76	82	821343	806845	N/A	N/A	N/A	<0.2	<0.2	2.1	1.6
						1.0	0.9	225	29.0		7.9		26.5		81.4		5.6		3.9		2		77							<0.2		2.0	
					Middle	3.8	0.6	234	28.7	28.7	7.9	7.9	28.4	28.4	80.1	80.1	5.5		4.9		9		80							<0.2		1.4	
						3.8	0.6	244	28.7		7.9		28.4		80.1		5.5		4.7		9		82							<0.2		1.3	
					Bottom	6.5	0.6	243	28.5	28.5	8.0	8.0	29.9	29.9	81.4	81.4	5.3	5.3	5.8		10		91							<0.2		1.3	
						6.5	0.6	253	28.5		8.0		29.9		81.4		5.3		5.8		9		88							<0.2		1.4	
29-Sep-16	Fine	Rough	13:41	7.6	Surface	1.0	0.9	193	28.2	28.2	8.0	8.0	25.8	25.8	92.8	92.8	6.3	6.2	4.2	6.7	6	7	78	84	821351	806850	N/A	N/A	N/A	<0.2	<0.2	1.9	1.8
						1.0	1.0	204	28.2		8.0		25.8		92.8		6.3		4.3		6		75							<0.2		1.9	
					Middle	3.8	0.8	196	28.4	28.4	8.0	8.0	27.2	27.2	91.3	91.4	6.1		6.7		5		81							<0.2		1.9	
						3.8	0.9	196	28.4		8.0		27.2		91.4		6.1		6.7		5		84							<0.2		1.6	
					Bottom	6.6	0.6	191	28.3	28.3	8.0	8.0	29.0	29.1	91.9	92.0	6.1	6.1	9.1		9		91							<0.2		1.7	
						6.6	0.7	192	28.3		8.0		29.1		92.1		6.1		8.9		8		92							<0.2		1.6	

DA: Depth-Averaged
Calm: Small or no wave; Moderate: Between calm and rough; Rough : White capped or rougher

Expansion of Hong Kong International Airport into a Three-Runway System
Baseline Water Quality Monitoring
Water Quality Monitoring Results at IM7 during Mid-Flood Tide

Date	Weather Condition	Sea Condition	Sampling Time	Water Depth (m)	Sampling Depth (m)		Current Speed (m/s)	Current Direction	Water Temperature (°C) Value	Water Temperature (°C) Average	pH Value	pH Average	Salinity (ppt) Value	Salinity (ppt) Average	DO Saturation (%) Value	DO Saturation (%) Average	Dissolved Oxygen (mg/L) Value	Dissolved Oxygen (mg/L) DA	Turbidity(NTU) Value	Turbidity(NTU) DA	Suspended Solids (mg/L) Value	Suspended Solids (mg/L) DA	Total Alkalinity (ppm) Value	Total Alkalinity (ppm) DA	Coordinate HK Grid (Northing)	Coordinate HK Grid (Easting)	Observed construction activities <100m from location	Observed construction activities >100m from location	Other Observations	Chromium (µg/L) Average	Chromium (µg/L) DA	Nickel (µg/L) Average	Nickel (µg/L) DA
1-Sep-16	Fine	Moderate	07:46	8.3	Surface	1.0	0.7	36	27.9	27.9	7.8	7.8	24.4	24.4	70.7	70.6	4.8	4.8	2.2	3.8	4	6	76	81	821349	806854	N/A	N/A	N/A	<0.2	<0.2	2.2	1.7
						1.0	0.8	37	27.9		7.8		24.4		70.5		4.8		2.4		3		73										
					Middle	4.2	0.5	33	27.8	27.8	7.8	7.8	26.3	26.3	69.2	69.3	4.7		4.1		7		80										
						4.2	0.5	35	27.8		7.8		26.2		69.3		4.7		4.3		6		83										
					Bottom	7.3	0.4	42	27.8	27.8	7.8	7.8	26.3	26.3	71.0	71.3	4.8	4.8	4.9		8		88							<0.2		1.3	
						7.3	0.4	43	27.8		7.8		26.3		71.6		4.8		5.1		8		87										
3-Sep-16	Cloudy	Moderate	08:44	8.7	Surface	1.0	0.5	144	28.5	28.5	7.7	7.7	20.2	20.2	73.4	73.4	5.1	5.1	4.0	23.0	4	16	89	90	821342	806851	N/A	N/A	N/A	<0.2	<0.2	1.4	1.9
						1.0	0.5	147	28.5		7.7		20.2		73.4		5.1		4.0		4		87										
					Middle	4.4	0.7	85	28.1	28.1	7.8	7.8	25.3	25.3	74.3	74.3	5.0		26.3		8		81							<0.2		1.9	
						4.4	0.8	93	28.1		7.8		25.3		74.3		5.0		26.4		8		87										
					Bottom	7.7	0.6	91	28.1	28.1	7.8	7.8	25.5	25.5	75.3	75.4	5.1	5.1	38.6		36		98							<0.2		2.6	
						7.7	0.6	94	28.1		7.8		25.5		75.4		5.1		38.6		37		96										
6-Sep-16	Rainy	Moderate	11:03	8.5	Surface	1.0	0.4	159	28.4	28.4	7.7	7.7	21.8	21.8	71.2	71.2	4.9	4.9	1.5	15.3	4	6	86	89	821338	806841	N/A	N/A	N/A	<0.2	<0.2	2.4	1.9
						1.0	0.4	163	28.4		7.7		21.8		71.2		4.9		1.5		4		84										
					Middle	4.3	0.5	98	28.0	28.0	7.8	7.8	25.2	25.2	70.5	70.5	4.8		4.7		5		89							<0.2		2.0	
						4.3	0.6	102	28.0		7.8		25.1		70.5		4.8		5.1		6		90										
					Bottom	7.5	0.5	60	27.9	27.9	7.9	7.9	28.0	28.0	68.0	68.2	4.6	4.6	39.7		8		90							<0.2		1.4	
						7.5	0.5	60	27.9		7.9		28.0		68.4		4.6		39.0		8		92										
8-Sep-16	Cloudy	Calm	12:25	8.2	Surface	1.0	0.2	204	28.4	28.5	7.7	7.7	18.8	18.8	74.2	74.3	5.2	5.2	2.0	7.4	2	13	79	83	821339	806823	N/A	N/A	N/A	<0.2	<0.2	3.5	2.2
						1.0	0.2	221	28.5		7.7		18.8		74.3		5.2		2.2		3		77										
					Middle	4.1	0.3	95	28.3	28.3	7.7	7.7	19.4	19.5	74.3	74.2	5.2		3.8		3		82							<0.2		2.4	
						4.1	0.3	96	28.3		7.7		19.5		74.0		5.2		4.2		4		83										
					Bottom	7.2	0.5	45	27.9	27.9	7.9	7.9	28.1	28.1	69.2	69.4	4.6	4.7	15.8		32		87							<0.2		0.9	
						7.2	0.5	45	27.9		7.9		28.1		69.5		4.7		16.3		34		88										
10-Sep-16	Rainy	Moderate	13:13	7.7	Surface	1.0	0.3	219	28.2	28.2	7.7	7.7	17.2	17.2	76.5	76.5	5.4	4.9	1.1	1.8	2	4	78	83	821331	806834	N/A	N/A	N/A	<0.2	<0.2	3.3	2.6
						1.0	0.3	238	28.2		7.7		17.2		76.5		5.4		1.1		<2		75										
					Middle	3.9	0.3	248	28.3	28.3	7.7	7.7	22.0	22.0	62.2	62.2	4.3		1.5		4		87							<0.2		2.9	
						3.9	0.3	256	28.3		7.7		22.0		62.2		4.3		1.6		4		83										
					Bottom	6.7	0.2	208	28.0	28.0	7.8	7.8	26.8	26.8	66.2	66.3	4.5	4.5	2.7		8		90							<0.2		1.8	
						6.7	0.3	218	28.0		7.8		26.7		66.3		4.5		2.8		6		87										
13-Sep-16	Cloudy	Moderate	16:05	7.9	Surface	1.0	0.5	227	28.6	28.8	7.8	7.9	23.8	23.8	81.0	82.0	5.5	5.2	2.2	4.9	6	7	69	76	821333	806850	N/A	N/A	N/A	<0.2	<0.2	2.6	2.2
						1.0	0.5	232	28.9		7.9		23.7		82.9		5.6		2.1		6		70										
					Middle	4.0	0.4	220	28.3	28.3	7.8	7.8	25.3	25.3	72.2	72.4	4.9		4.0		6		76							<0.2		2.1	
						4.0	0.4	221	28.3		7.8		25.3		72.5		4.9		4.0		6		76										
					Bottom	6.9	0.4	219	28.0	28.1	7.8	7.8	28.2	28.2	61.9	62.5	4.1	4.2	9.1		8		81							<0.2		1.9	
						6.9	0.4	231	28.1		7.8		28.2		63.0		4.2		8.2		8		83										
15-Sep-16	Fine	Rough	17:00	7.8	Surface	1.0	0.8	224	28.1	28.1	7.9	7.9	25.4	25.4	73.1	73.1	5.0	4.9	9.6	17.4	14	19	73	78	821346	806837	N/A	N/A	N/A	<0.2	<0.2	3.0	3.1
						1.0	0.9	242	28.1		7.9		25.4		73.0		5.1		10.1		14		73										
					Middle	3.9	0.7	237	28.0	28.0	7.9	7.9	26.2	26.2	71.6	71.6	4.8		19.4		16		75							<0.2		3.5	
						3.9	0.7	258	28.0		7.9		26.2		71.6		4.8		18.2		16		77										
					Bottom	6.8	0.5	243	28.0	28.0	7.9	7.9	26.4	26.4	71.2	71.3	4.6	4.6	24.1		28		84							<0.2		2.9	
						6.8	0.6	247	28.0		7.9		26.4		71.4		4.6		22.7		27		87										
17-Sep-16	Sunny	Rough	07:36	8.2	Surface	1.0	0.4	79	28.3	28.3	7.9	7.9	28.4	28.4	72.0	72.2	5.0	4.9	6.0	11.8	13	17	84	87	821364	806825	N/A	N/A	N/A	<0.2	<0.2	1.0	1.2
						1.0	0.4	85	28.3		7.9		28.4		72.3		5.0		5.9		13		84										
					Middle	4.1	0.4	85	28.0	28.0	7.9	7.9	29.1	29.1	68.9	68.9	4.7		12.2		18		90							<0.2		1.0	
						4.1	0.4	85	28.0		7.9		29.1		68.8		4.7		12.3		19		90										
					Bottom	7.2	0.4	88	28.0	28.0	7.9	7.9	29.3	29.3	65.5	65.5	4.4	4.4	17.4		18		87							<0.2		1.5	
						7.2	0.5	95	28.0		7.9		29.3		65.5		4.4		17.2		19		87										
20-Sep-16	Rainy	Moderate	10:11	7.9	Surface	1.0	0.7	80	28.1	28.1	8.0	8.0	29.3	29.3	81.5	81.5	5.6	5.5	11.2	18.2	18	22	75	81	821366	806820	N/A	N/A	N/A	<0.2	<0.2	1.5	1.4
						1.0	0.7	83	28.1		8.0		29.3		81.5		5.7		12.3		18		73										
					Middle	4.0	0.7	67	28.1	28.1	8.0	8.0	29.3	29.3	81.9	82.1	5.4		18.7		24		80							<0.2		1.4	
						4.0	0.8	67	28.1		8.0		29.3		82.2		5.4		19.3		23		82										
					Bottom	6.9	0.6	71	28.1	28.1	8.0	8.0	29.4	29.4	85.2	85.8	5.3	5.3	24.0		26		86							<0.2		1.4	
						6.9	0.7	72	28.1		8.0		29.4		86.4		5.3		23.7		25		87										
22-Sep-16	Fine	Calm	12:03	7.3	Surface	1.0	0.2	241	28.6	28.6	7.9	7.9	25.5	25.5	82.2	82.2	5.5	5.6	2.1	4.5	5	5	73	81	821353	806851	N/A	N/A	N/A	<0.2	<0.2	2.6	2.5
						1.0	0.2	261	28.6		7.9		25.5		82.2		5.5		2.0		4		76										
					Middle	3.7	0.4	45	28.4	28.4	7.9	7.9	26.0	26.0	85.3	85.4	5.7		4.9		6		80							<0.2		2.5	
						3.7	0.4	48	28.4		7.9		26.0		85.4		5.7		5.1		5		82										
					Bottom	6.3	0.3	44	28.3	28.3	8.0	8.0	29.0	29.0	87.3	87.4	5.8	5.8	6.4		6		87							<0.2		2.4	
						6.3	0.3	45	28.3		8.0		28.9		87.4		5.8		6.4		5		87										
24-Sep-16	Fine	Calm	13:08	7.5	Surface	1.0	0.5	187	28.6	28.6	7.9	7.9	25.7	25.6	82.3	82.3	5.5	5.5	2.9	5.2	6	10	73	78	821366	806837	N/A	N/A	N/A	<0.2	<0.2	1.8	1.8
						1.0	0.5	204	28.6		7.9		25.4		82.3		5.5		3.2		7		73										
					Middle	3.8	0.7	63	28.3	28.3	7.9	7.9	27.9	27.9	82.6	82.7	5.5		6.1		11		74							<0.2		1.6	
						3.8	0.7	63	28.3		7.9		27.9		82.7		5.5		6.0		13		77										
					Bottom	6.5	0.6	69	28.2	28.2	8.0	8.0	29.2	29.2	84.1	84.2	5.6	5.6	6.4		11		85							<0.2		2.0	
						6.5	0.6	75	28.2		8.0		29.2		84.2		5.6		6.5		11		86										
27-Sep-16	Fine	Calm	16:00	7.8	Surface	1.0	0.6	216	29.2	29.2	7.9	7.9	25.5	25.5	86.0	86.0	5.7	5.6	1.7	4.1	<2	3	72	80	821354	806822	N/A	N/A	N/A	<0.2	<0.2	2.2	2.4
						1.0	0.6	231	29.2		7.9		25.5		86.0		5.7		1.8		<2		75										
					Middle	3.9	0.4	236	28.7	28.7	7.9	7.9	28.3	28.3	82.3	82.4	5.5		4.9		2		80							<0.2		2.6	
						3.9	0.4	252	28.7		7.9		28.2		82.4		5.5		4.9		<2		82										
					Bottom	6.8	0.4	244	28.6	28.6	8.0	8.0	29.7	29.7	85.3	85.4	5.5	5.5	5.6		3		86							<0.2		2.3	
						6.8	0.5	247	28.6		8.0		29.7		85.4		5.4		5.7		4		84										
29-Sep-16	Fine	Rough	16:50	7.9	Surface	1.0	0.7	188	28.2	28.2	8.0	8.0	26.2	26.2	93.1	93.1	6.3	6.2	4.0	5.5	6	7	74	81	821355	806820	N/A	N/A	N/A	<0.2	<0.2	1.6	1.7
						1.0	0.7	198	28.2		8.0		26.2		93.1		6.3		4.1		6		73										
					Middle	4.0	0.5	198	28.3	28.3	8.0	8.0	26.7	26.7	91.7	91.7	6.1		6.2		6		81							<0.2		1.8	
						4.0	0.5	199	28.3		8.0		26.7		91.6		6.1		6.3		7		82										
					Bottom	6.9	0.4	183	28.4	28.4	8.0	8.0	28.6	28.2	92.4	92.5	6.1	6.2	6.3		7		87							<0.2		1.7	
						6.9	0.4	193	28.4		8.0		27.8		92.5		6.2		6.3		8		89										

DA: Depth-Averaged
Calm: Small or no wave; Moderate: Between calm and rough; Rough : White capped or rougher

Expansion of Hong Kong International Airport into a Three-Runway System
Baseline Water Quality Monitoring
Water Quality Monitoring Results at IM8 during Mid-Ebb Tide

Date	Weather Condition	Sea Condition	Sampling Time	Water Depth (m)	Sampling Depth (m)		Current Speed (m/s)	Current Direction	Water Temperature (°C) Value	Water Temperature (°C) Average	pH Value	pH Average	Salinity (ppt) Value	Salinity (ppt) Average	DO Saturation (%) Value	DO Saturation (%) Average	Dissolved Oxygen (mg/L) Value	Dissolved Oxygen (mg/L) DA	Turbidity(NTU) Value	Turbidity(NTU) DA	Suspended Solids (mg/L) Value	Suspended Solids (mg/L) DA	Total Alkalinity (ppm) Value	Total Alkalinity (ppm) DA	Coordinate HK Grid (Northing)	Coordinate HK Grid (Easting)	Observed construction activities <100m from location	Observed construction activities >100m from location	Other Observations	Chromium (µg/L) Value	Chromium (µg/L) DA	Nickel (µg/L) Value	Nickel (µg/L) DA
1-Sep-16	Cloudy	Moderate	11:59	9.0	Surface	1.0	0.4	166	26.6	26.6	7.9	7.9	24.0	24.0	72.4	72.4	5.1	5.0	8.2	14.3	6	9	83	88	821709	807829	N/A	N/A	N/A	<0.2	<0.2	1.8	1.7
						1.0	0.4	167	26.6		7.9		23.9		72.3		5.1		8.2		6		85							<0.2		1.8	
					Middle	4.5	0.4	172	26.2	26.2	7.9	7.9	25.2	25.2	69.9	69.9	4.9		13.8		9		89							<0.2		1.8	
						4.5	0.4	174	26.2		7.9		25.2		69.9		4.9		13.9		8		89							<0.2		1.8	
					Bottom	8.0	0.4	157	26.0	26.0	8.0	8.0	26.8	26.8	72.1	72.1	5.0	5.0	20.7		14		92							<0.2		1.5	
						8.0	0.4	159	26.0		8.0		26.8		72.1		5.0		20.7		12		92							<0.2		1.5	
3-Sep-16	Cloudy	Moderate	13:12	8.5	Surface	1.0	0.5	174	27.1	27.2	7.8	7.8	25.6	25.6	77.9	78.0	5.4	5.5	8.2	8.3	5	9	84	89	821692	807846	N/A	N/A	N/A	<0.2	<0.2	2.7	2.3
						1.0	0.5	184	27.2		7.8		25.6		78.0		5.4		8.2		6		88							<0.2		2.6	
					Middle	4.3	0.3	130	26.9	26.9	7.9	7.9	26.8	26.8	80.2	80.2	5.5		8.9		10		89							<0.2		2.4	
						4.3	0.4	139	26.9		7.9		26.8		80.2		5.5		8.9		10		91							<0.2		2.4	
					Bottom	7.5	0.4	119	26.9	26.9	7.9	7.9	29.0	29.0	82.5	82.5	5.6	5.6	7.7		11		91							<0.2		1.9	
						7.5	0.4	123	26.9		7.9		29.0		82.5		5.6		7.7		11		91							<0.2		1.9	
6-Sep-16	Cloudy	Moderate	14:44	8.6	Surface	1.0	0.4	131	26.8	26.8	7.7	7.7	22.2	22.3	72.5	72.4	5.1	5.0	5.7	8.9	11	10	83	88	821684	807823	N/A	N/A	N/A	<0.2	<0.2	2.4	1.9
						1.0	0.4	136	26.8		7.7		22.3		72.3		5.1		5.8		10		82							<0.2		2.1	
					Middle	4.3	0.4	146	26.5	26.5	7.8	7.8	25.1	25.1	69.6	69.7	4.9		10.3		9		89							<0.2		1.8	
						4.3	0.4	155	26.4		7.8		25.0		69.8		4.9		10.3		10		90							<0.2		1.7	
					Bottom	7.6	0.4	73	26.4	26.4	7.8	7.8	25.9	25.9	71.4	71.4	5.0	5.0	10.6		9		92							<0.2		1.7	
						7.6	0.5	78	26.4		7.8		25.9		71.4		5.0		10.6		10		93							<0.2		1.8	
8-Sep-16	Cloudy	Moderate	15:58	8.2	Surface	1.0	0.3	162	26.9	26.9	8.0	8.0	16.6	16.6	88.2	88.1	6.4	5.8	3.5	6.2	3	3	83	89	821692	807829	N/A	N/A	N/A	<0.2	<0.2	2.7	2.3
						1.0	0.4	163	26.9		8.0		16.6		88.0		6.4		3.5		4		83							<0.2		2.5	
					Middle	4.1	0.3	91	26.3	26.3	7.9	7.9	21.8	21.8	72.1	72.1	5.2		6.4		3		90							<0.2		2.3	
						4.1	0.3	94	26.3		7.9		21.7		72.0		5.1		6.5		2		91							<0.2		2.3	
					Bottom	7.2	0.3	164	26.0	26.0	8.0	8.0	27.4	27.4	71.7	71.8	5.0	5.0	8.5		4		92							<0.2		2.0	
						7.2	0.3	176	26.0		8.0		27.4		71.8		5.0		8.6		4		92							<0.2		2.0	
10-Sep-16	Rainy	Moderate	07:32	8.0	Surface	1.0	0.4	194	26.5	26.5	7.9	7.9	10.9	10.9	71.5	71.5	5.4	5.1	3.5	3.5	2	3	84	89	821691	807837	N/A	N/A	N/A	<0.2	<0.2	4.0	3.2
						1.0	0.5	204	26.5		7.9		10.9		71.5		5.4		3.5		<2		83							<0.2		4.0	
					Middle	4.0	0.3	228	26.3	26.3	7.9	7.9	19.4	19.4	65.8	65.8	4.8		3.4		2		90							<0.2		3.2	
						4.0	0.3	233	26.2		7.9		19.4		65.7		4.8		3.4		3		89							<0.2		3.3	
					Bottom	7.0	0.3	123	26.0	26.0	7.9	7.9	26.9	26.9	68.1	68.1	4.7	4.7	3.7		3		92							<0.2		2.3	
						7.0	0.3	126	26.0		7.9		26.9		68.1		4.7		3.7		3		93							<0.2		2.5	
13-Sep-16	Cloudy	Moderate	10:45	8.3	Surface	1.0	0.6	189	26.7	26.7	8.0	8.0	24.3	24.3	75.4	75.4	5.3	4.9	1.8	3.7	4	3	81	87	821707	807842	N/A	N/A	N/A	<0.2	<0.2	2.5	2.2
						1.0	0.6	190	26.7		8.0		24.3		75.3		5.3		1.8		2		83							<0.2		2.7	
					Middle	4.2	0.5	218	26.3	26.3	8.0	8.0	27.1	27.1	63.5	63.5	4.4		3.9		2		89							<0.2		2.5	
						4.2	0.5	226	26.3		8.0		27.1		63.5		4.4		4.0		3		88							<0.2		2.4	
					Bottom	7.3	0.4	222	26.0	26.0	8.0	8.0	30.1	30.1	66.6	66.6	4.6	4.6	5.2		5		92							<0.2		1.6	
						7.3	0.4	224	26.0		8.0		30.1		66.6		4.6		5.2		4		91							<0.2		1.5	
15-Sep-16	Cloudy	Rough	12:39	8.0	Surface	1.0	1.1	192	27.1	27.1	8.1	8.1	23.6	23.6	93.7	93.7	6.5	6.0	3.7	9.5	4	5	83	88	821701	807844	N/A	N/A	N/A	<0.2	<0.2	1.7	1.5
						1.0	1.2	193	27.1		8.1		23.6		93.7		6.5		3.7		3		82							<0.2		1.6	
					Middle	4.0	0.7	219	26.8	26.8	8.0	8.0	24.6	24.6	79.6	79.5	5.6		7.5		3		89							<0.2		1.3	
						4.0	0.8	226	26.8		8.0		24.6		79.4		5.5		7.5		3		90							<0.2		1.7	
					Bottom	7.0	0.6	223	26.3	26.3	8.0	8.0	28.1	28.1	71.2	71.2	4.9	4.9	17.4		8		92							<0.2		1.2	
						7.0	0.6	224	26.3		8.0		28.1		71.2		4.9		17.4		8		91							<0.2		1.2	
17-Sep-16	Fine	Moderate	11:42	8.0	Surface	1.0	0.6	113	27.2	27.2	7.9	7.9	25.0	25.0	77.4	77.2	5.4	5.2	5.2	6.5	5	5	82	88	821675	807819	N/A	N/A	N/A	<0.2	<0.2	1.5	1.4
						1.0	0.6	113	27.2		7.9		25.0		76.9		5.3		5.3		5		81							<0.2		1.4	
					Middle	4.0	0.6	117	26.8	26.8	7.9	7.9	25.6	25.6	74.3	74.2	5.1		6.1		4		90							<0.2		1.4	
						4.0	0.7	123	26.8		7.9		25.6		74.0		5.1		6.2		5		89							<0.2		1.4	
					Bottom	7.0	0.6	117	26.6	26.6	7.9	7.9	27.2	27.3	72.0	72.2	5.0	5.0	7.8		6		91							<0.2		1.3	
						7.0	0.6	121	26.6		7.9		27.4		72.4		5.0		8.3		6		93							<0.2		1.2	
20-Sep-16	Cloudy	Calm	14:01	8.9	Surface	1.0	0.5	80	26.1	26.1	8.1	8.1	28.4	28.4	85.0	85.0	5.9	5.9	7.3	14.8	7	11	85	88	821695	807855	N/A	N/A	N/A	<0.2	<0.2	1.6	1.6
						1.0	0.5	81	26.1		8.1		28.4		85.0		5.9		7.4		6		83							<0.2		1.5	
					Middle	4.5	0.5	91	26.0	26.0	8.2	8.2	29.7	29.7	85.2	85.2	5.8		13.0		7		89							<0.2		1.6	
						4.5	0.5	92	26.0		8.2		29.7		85.2		5.8		14.1		9		90							<0.2		1.8	
					Bottom	7.9	0.4	109	26.0	26.0	8.2	8.2	30.0	30.0	86.5	86.6	5.9	5.9	23.4		20		91							<0.2		1.4	
						7.9	0.4	117	26.0		8.2		30.0		86.6		5.9		23.4		18		92							<0.2		1.6	
22-Sep-16	Cloudy	Moderate	16:00	8.8	Surface	1.0	0.3	174	26.6	26.6	7.9	7.9	27.0	27.0	89.2	89.2	6.2	6.2	2.9	4.5	4	4	83	89	821692	807837	N/A	N/A	N/A	<0.2	<0.2	2.3	2.2
						1.0	0.3	183	26.6		7.9		27.0		89.2		6.2		2.9		4		84							<0.2		2.4	
					Middle	4.4	0.3	181	26.6	26.6	7.9	7.9	27.4	27.4	89.0	89.0	6.1		3.4		3		90							<0.2		2.4	
						4.4	0.3	192	26.6		7.9		27.4		88.9		6.1		3.5		3		90							<0.2		2.1	
					Bottom	7.8	0.3	157	26.3	26.4	7.9	7.9	29.3	29.3	87.8	88.1	6.0	6.0	7.4		5		93							<0.2		2.1	
						7.8	0.3	169	26.4		7.9		29.2		88.3		6.0		7.1		6		93							<0.2		1.9	
24-Sep-16	Fine	Moderate	06:56	8.0	Surface	1.0	0.9	189	26.4	26.4	7.8	7.8	24.9	24.9	85.8	85.7	6.0	5.8	2.6	4.3	4	5	84	89	821713	807850	N/A	N/A	N/A	<0.2	<0.2	2.6	2.3
						1.0	1.0	189	26.4		7.8		24.9		85.6		6.0		2.6		4		83							<0.2		2.6	
					Middle	4.0	0.7	198	26.2	26.2	7.9	7.9	28.3	28.3	81.6	81.6	5.6		4.0		2		91							<0.2		2.2	
						4.0	0.7	202	26.2		7.9		28.3		81.6		5.6		4.0		3		90							<0.2		2.6	
					Bottom	7.0	0.8	211	26.2	26.2	7.9	7.9	28.9	29.0	81.8	82.1	5.6	5.7	5.8		7		93							<0.2		2.0	
						7.0	0.8	221	26.2		7.9		29.1		82.4		5.7		6.6		7		92							<0.2		1.8	
27-Sep-16	Fine	Moderate	11:29	8.0	Surface	1.0	0.9	191	27.4	27.4	7.9	7.9	23.8	23.8	91.8	91.8	6.4	6.0	0.8	4.8	3	5	83	88	821701	807851	N/A	N/A	N/A	<0.2	<0.2	2.4	2.0
						1.0	0.9	197	27.4		7.9		23.8		91.7		6.4		0.8		3		83							<0.2		2.4	
					Middle	4.0	0.6	206	26.7	26.7	7.9	7.9	28.3	28.3	79.9	79.9	5.5		5.8		3		89							<0.2		2.3	
						4.0	0.6	218	26.7		7.9		28.2		79.9		5.5		5.8		3		90							<0.2		2.2	
					Bottom	7.0	0.6	228	26.6	26.6	7.9	7.9	28.9	28.9	81.5	81.5	5.6	5.6	7.8		8		91							<0.2		1.5	
						7.0	0.6	230	26.6		7.9		28.9		81.5		5.6		7.9		10		92							<0.2		1.4	
29-Sep-16	Cloudy	Moderate	12:29	8.2	Surface	1.0	0.8	171	26.1	26.1	7.9	7.9	26.0	26.0	94.6	94.7	6.6	6.7	3.7	4.6	5	6	84	89	821680	807852	N/A	N/A	N/A	<0.2	<0.2	2.1	2.0
						1.0	0.8	179	26.1		7.9		26.0		94.7		6.6		3.8		6		84							<0.2		2.2	
					Middle	4.1	0.5	173	26.1	26.1	7.9	7.9	26.8	26.8	95.9	95.9	6.7		4.3		5		90							<0.2		2.1	
						4.1	0.5	183	26.1		7.9		26.8		95.9		6.7		4.3		6		90							<0.2		2.1	
					Bottom	7.2	0.4	173	26.0	26.0	7.9	7.9	28.0	28.1	97.8	97.8	6.8	6.8	5.7		7		92							<0.2		1.7	
						7.2	0.4	188	26.0		7.9		28.1		97.8		6.8		5.6		9		92							<0.2		1.9	

DA: Depth-Averaged
Calm: Small or no wave; Moderate: Between calm and rough; Rough : White capped or rougher

Expansion of Hong Kong International Airport into a Three-Runway System
Baseline Water Quality Monitoring
Water Quality Monitoring Results at IM8 during Mid-Flood Tide

Date	Weather Condition	Sea Condition	Sampling Time	Water Depth (m)	Sampling Depth (m)		Current Speed (m/s)	Current Direction	Water Temperature (°C) Value	Water Temperature (°C) Average	pH Value	pH Average	Salinity (ppt) Value	Salinity (ppt) Average	DO Saturation (%) Value	DO Saturation (%) Average	Dissolved Oxygen (mg/L) Value	Dissolved Oxygen (mg/L) DA	Turbidity(NTU) Value	Turbidity(NTU) DA	Suspended Solids (mg/L) Value	Suspended Solids (mg/L) DA	Total Alkalinity (ppm) Value	Total Alkalinity (ppm) DA	Coordinate HK Grid (Northing)	Coordinate HK Grid (Easting)	Observed construction activities <100m from location	Observed construction activities >100m from location	Other Observations	Chromium (µg/L) Average	Chromium (µg/L) DA	Nickel (µg/L) Average	Nickel (µg/L) DA
1-Sep-16	Cloudy	Moderate	06:26	8.9	Surface	1.0	0.3	203	26.4	26.4	7.8	7.8	21.7	21.7	65.5	65.5	4.7	4.6	5.4	6.8	3	4	83	89	821703	807844	N/A	N/A	N/A	<0.2	<0.2	2.7	2.3
						1.0	0.3	218	26.4		7.8		21.7		65.4		4.7		5.4		3		85										
					Middle	4.5	0.5	225	26.3	26.4	7.8	7.8	23.6	23.6	64.0	64.1	4.5		6.6		4		90							<0.2		2.1	
						4.5	0.6	240	26.4		7.8		23.6		64.1		4.5		6.9		4		90										
					Bottom	7.9	0.9	226	26.4	26.4	7.8	7.8	24.0	24.0	65.0	65.0	4.6	4.6	8.1		6		93							<0.2		2.2	
						7.9	0.9	231	26.4		7.8		24.0		65.0		4.6		8.2		5		92										
3-Sep-16	Cloudy	Moderate	07:45	8.7	Surface	1.0	0.3	218	26.9	26.9	7.7	7.7	20.8	20.8	71.8	71.8	5.1	5.1	5.4	6.8	3	4	85	88	821682	807836	N/A	N/A	N/A	<0.2	<0.2	2.9	2.7
						1.0	0.3	227	26.9		7.7		20.8		71.8		5.1		5.4		3		83										
					Middle	4.4	0.3	238	26.8	26.8	7.8	7.8	21.9	21.9	72.0	72.1	5.1		6.7		4		90							<0.2		2.5	
						4.4	0.4	240	26.8		7.8		21.9		72.1		5.1		6.8		4		89										
					Bottom	7.7	0.3	224	26.8	26.8	7.8	7.8	22.5	22.5	73.5	73.6	5.2	5.2	8.2		4		92							<0.2		2.7	
						7.7	0.3	226	26.8		7.8		22.5		73.6		5.2		8.1		4		91										
6-Sep-16	Cloudy	Moderate	09:52	8.6	Surface	1.0	0.3	213	26.4	26.4	7.8	7.8	23.2	23.2	68.4	68.4	4.8	4.8	5.1	7.2	2	5	85	88	821697	807853	N/A	N/A	N/A	<0.2	<0.2	2.6	2.2
						1.0	0.3	216	26.4		7.8		23.2		68.4		4.8		5.1		3		83										
					Middle	4.3	0.3	212	26.4	26.4	7.9	7.9	24.0	24.0	68.7	68.7	4.8		6.4		5		90							<0.2		2.0	
						4.3	0.3	219	26.4		7.9		24.0		68.7		4.8		6.5		5		89										
					Bottom	7.6	0.3	197	26.3	26.3	7.9	7.9	24.6	24.6	70.9	71.0	5.0	5.0	9.9		6		92							<0.2		2.1	
						7.6	0.3	206	26.3		7.9		24.6		71.0		5.0		9.9		6		91										
8-Sep-16	Cloudy	Moderate	12:08	8.6	Surface	1.0	0.3	202	26.8	26.8	7.8	7.8	15.0	14.8	79.5	79.5	5.8	5.4	4.3	8.4	2	4	83	88	821701	807829	N/A	N/A	N/A	<0.2	<0.2	4.2	2.8
						1.0	0.3	221	26.8		7.8		14.6		79.4		5.9		4.3		2		83										
					Middle	4.3	0.3	183	26.5	26.5	7.8	7.8	21.0	21.0	68.2	68.2	4.9		10.7		3		90							<0.2		1.8	
						4.3	0.3	186	26.5		7.8		21.0		68.1		4.9		10.7		4		90										
					Bottom	7.6	0.4	116	26.3	26.3	7.9	7.9	26.3	26.3	70.2	70.2	4.9	4.9	10.2		7		92							<0.2		2.4	
						7.6	0.4	123	26.3		7.9		26.3		70.2		4.9		10.2		7		92										
10-Sep-16	Rainy	Moderate	14:18	8.1	Surface	1.0	0.6	194	26.5	26.5	7.8	7.8	14.0	14.0	80.6	80.6	6.0	5.4	4.0	5.4	2	4	82	88	821706	807848	N/A	N/A	N/A	<0.2	<0.2	4.1	3.6
						1.0	0.6	207	26.5		7.8		14.0		80.5		6.0		3.9		2		83										
					Middle	4.1	0.3	244	26.4	26.4	7.8	7.8	19.6	19.6	65.9	65.9	4.8		5.5		5		90							<0.2		3.0	
						4.1	0.3	244	26.4		7.8		19.6		65.9		4.8		5.6		4		89										
					Bottom	7.1	0.3	217	26.3	26.3	7.8	7.8	22.7	22.7	68.2	68.2	4.9	4.9	6.7		4		92							<0.2		3.6	
						7.1	0.3	225	26.3		7.8		22.7		68.2		4.9		6.7		4		92										
13-Sep-16	Cloudy	Moderate	16:44	7.7	Surface	1.0	0.3	148	27.2	27.2	8.0	8.0	21.1	21.1	92.0	92.0	6.5	5.5	2.7	3.4	4	3	83	88	821684	807826	N/A	N/A	N/A	<0.2	<0.2	3.8	3.2
						1.0	0.3	157	27.2		8.0		21.1		91.9		6.5		2.7		3		85										
					Middle	3.9	0.5	177	26.5	26.5	7.9	7.9	25.8	25.8	64.7	64.7	4.5		3.4		2		89							<0.2		3.4	
						3.9	0.5	186	26.5		7.9		25.8		64.7		4.5		3.4		2		90										
					Bottom	6.7	0.3	198	26.4	26.4	7.9	7.9	26.9	26.9	67.0	67.0	4.6	4.6	4.2		3		91							<0.2		2.5	
						6.7	0.3	202	26.4		7.9		26.9		67.0		4.6		4.2		4		91										
15-Sep-16	Cloudy	Moderate	17:34	7.9	Surface	1.0	1.0	189	27.1	27.1	8.1	8.1	20.5	20.5	91.3	91.3	6.5	6.1	3.7	7.4	6	5	83	88	821709	807829	N/A	N/A	N/A	<0.2	<0.2	3.6	3.1
						1.0	1.1	200	27.1		8.1		20.5		91.2		6.5		3.7		5		83										
					Middle	4.0	0.9	186	26.1	26.1	8.0	8.0	25.6	25.6	80.1	80.1	5.6		8.6		4		90							<0.2		3.0	
						4.0	0.9	199	26.1		8.0		25.6		80.1		5.6		8.6		6		90										
					Bottom	6.9	0.7	211	26.1	26.1	8.0	8.0	25.8	25.8	81.3	81.3	5.7	5.7	10.0		5		92							<0.2		2.8	
						6.9	0.7	228	26.1		8.0		25.8		81.3		5.7		10.0		6		92										
17-Sep-16	Fine	Moderate	07:20	8.5	Surface	1.0	0.6	78	26.9	26.9	7.8	7.8	26.8	26.8	74.0	73.7	5.1	4.9	13.9	21.4	8	11	83	89	821711	807819	N/A	N/A	N/A	<0.2	<0.2	1.7	1.7
						1.0	0.7	83	26.9		7.8		26.8		73.3		5.0		15.3		9		83										
					Middle	4.3	0.5	88	26.7	26.7	7.8	7.8	28.4	28.4	68.6	68.7	4.7		20.5		11		90							<0.2		1.5	
						4.3	0.5	88	26.7		7.8		28.4		68.7		4.7		23.0		11		90										
					Bottom	7.5	0.4	88	26.7	26.7	7.8	7.8	28.5	28.5	69.8	70.1	4.8	4.8	28.0		13		92							<0.2		1.9	
						7.5	0.4	93	26.7		7.8		28.5		70.3		4.8		27.9		12		93										
20-Sep-16	Cloudy	Rough	10:23	8.6	Surface	1.0	0.4	86	26.1	26.1	8.0	8.0	26.2	26.2	78.1	78.1	5.5	5.5	6.8	12.3	6	14	84	89	821697	807833	N/A	N/A	N/A	<0.2	<0.2	2.4	2.3
						1.0	0.5	86	26.1		8.0		26.2		78.1		5.5		7.2		5		85										
					Middle	4.3	0.7	57	26.1	26.1	8.0	8.0	26.4	26.4	79.1	79.1	5.5		10.8		7		89							<0.2		2.6	
						4.3	0.7	59	26.1		8.0		26.4		79.1		5.5		10.9		6		90										
					Bottom	7.6	0.6	67	26.1	26.1	8.0	8.0	27.8	27.8	80.1	80.1	5.5	5.5	18.8		30		92							<0.2		1.9	
						7.6	0.6	69	26.1		8.0		27.8		80.1		5.5		19.0		32		93										
22-Sep-16	Cloudy	Moderate	11:49	8.2	Surface	1.0	0.4	194	26.5	26.5	7.8	7.8	25.3	25.3	79.0	79.0	5.5	5.4	3.0	5.7	4	5	85	89	821680	807833	N/A	N/A	N/A	<0.2	<0.2	2.8	2.5
						1.0	0.4	203	26.5		7.8		25.3		79.0		5.5		2.9		5		84										
					Middle	4.1	0.3	197	26.4	26.4	7.9	7.9	26.6	26.7	76.9	76.9	5.3		4.0		4		89							<0.2		2.4	
						4.1	0.3	200	26.4		7.9		26.7		76.9		5.3		4.1		4		90										
					Bottom	7.2	0.3	182	26.3	26.3	7.9	7.9	27.5	27.5	78.0	78.0	5.4	5.4	10.0		6		93							<0.2		2.2	
						7.2	0.3	185	26.3		7.9		27.5		78.0		5.4		10.0		4		93										
24-Sep-16	Cloudy	Moderate	13:43	7.6	Surface	1.0	0.7	191	27.0	27.0	7.8	7.8	22.6	22.6	83.8	83.8	5.9	5.8	2.4	3.2	4	5	83	89	821703	807857	N/A	N/A	N/A	<0.2	<0.2	3.4	2.3
						1.0	0.7	209	27.0		7.8		22.6		83.7		5.9		2.5		4		85										
					Middle	3.8	0.5	202	26.3	26.3	7.9	7.9	27.3	27.3	81.2	81.2	5.6		3.0		2		89							<0.2		2.0	
						3.8	0.6	218	26.3		7.9		27.3		81.2		5.6		3.1		4		90										
					Bottom	6.6	0.5	237	26.3	26.3	7.9	7.9	28.4	28.4	82.8	82.8	5.7	5.7	4.0		6		92							<0.2		1.4	
						6.6	0.5	242	26.3		7.9		28.4		82.8		5.7		4.0		8		92										
27-Sep-16	Fine	Moderate	16:27	7.6	Surface	1.0	0.7	178	27.7	27.7	7.9	7.9	22.3	22.3	92.1	92.1	6.4	6.2	1.5	2.3	2	4	83	89	821675	807849	N/A	N/A	N/A	<0.2	<0.2	1.9	2.2
						1.0	0.7	188	27.7		7.9		22.3		92.1		6.4		1.5		2		85										
					Middle	3.8	0.5	182	27.1	27.1	7.9	7.9	25.7	25.8	87.6	87.6	6.0		1.1		3		90							<0.2		2.7	
						3.8	0.5	182	27.1		7.9		25.9		87.5		6.0		1.1		4		90										
					Bottom	6.6	0.3	171	26.9	26.9	7.8	7.8	27.5	27.6	88.1	88.2	6.0	6.0	4.2		5		92							<0.2		1.9	
						6.6	0.4	171	26.9		7.8		27.6		88.3		6.0		4.2		6		91										
29-Sep-16	Cloudy	Rough	17:28	8.1	Surface	1.0	0.5	148	26.1	26.1	7.9	7.9	26.1	26.1	93.7	93.7	6.6	6.6	4.2	7.1	5	8	83	88	821706	807844	N/A	N/A	N/A	<0.2	<0.2	1.7	1.7
						1.0	0.5	158	26.1		7.9		26.1		93.7		6.6		4.3		5		84										
					Middle	4.1	0.6	100	26.2	26.2	7.9	7.9	26.3	26.3	92.9	92.9	6.5		6.0		5		90							<0.2		1.8	
						4.1	0.6	101	26.2		7.9		26.3		92.9		6.5		6.0		6		90										
					Bottom	7.1	0.6	86	26.2	26.2	8.0	8.0	27.9	27.9	93.7	93.8	6.5	6.5	11.1		12		92							<0.2		1.6	
						7.1	0.6	88	26.2		8.0		27.9		93.8		6.5		11.1		12		91										

DA: Depth-Averaged
Calm: Small or no wave; Moderate: Between calm and rough; Rough : White capped or rougher

Expansion of Hong Kong International Airport into a Three-Runway System
Baseline Water Quality Monitoring
Water Quality Monitoring Results at IM9 during Mid-Ebb Tide

Date	Weather Condition	Sea Condition	Sampling Time	Water Depth (m)	Sampling Depth (m)		Current Speed (m/s)	Current Direction	Water Temperature (°C) Value	Water Temperature (°C) Average	pH Value	pH Average	Salinity (ppt) Value	Salinity (ppt) Average	DO Saturation (%) Value	DO Saturation (%) Average	Dissolved Oxygen (mg/L) Value	Dissolved Oxygen (mg/L) DA	Turbidity(NTU) Value	Turbidity(NTU) DA	Suspended Solids (mg/L) Value	Suspended Solids (mg/L) DA	Total Alkalinity (ppm) Value	Total Alkalinity (ppm) DA	Coordinate HK Grid (Northing)	Coordinate HK Grid (Easting)	Observed construction activities <100m from location	Observed construction activities >100m from location	Other Observations	Chromium (µg/L) Value	Chromium (µg/L) DA	Nickel (µg/L) Value	Nickel (µg/L) DA
1-Sep-16	Cloudy	Moderate	12:06	7.9	Surface	1.0	0.5	109	26.6	26.6	7.9	7.9	23.9	23.9	72.8	72.8	5.1	5.1	6.5	10.2	6	8	82	88	822086	808792	N/A	N/A	N/A	<0.2	<0.2	1.7	1.9
						1.0	0.6	118	26.6		7.9		23.9		72.7		5.1		6.6		6		84							<0.2		1.7	
					Middle	4.0	0.4	137	26.2	26.2	7.9	7.9	25.2	25.2	71.2	71.2	5.0		10.3		8		89							<0.2		1.8	
						4.0	0.4	139	26.2		7.9		25.2		71.2		5.0		10.4		9		90							<0.2		2.1	
					Bottom	6.9	0.4	141	26.0	26.0	8.0	8.0	26.1	26.1	74.2	74.2	5.2	5.2	13.7		8		92							<0.2		2.0	
						6.9	0.4	146	26.0		7.9		26.1		74.2		5.2		13.7		10		93							<0.2		2.1	
3-Sep-16	Cloudy	Moderate	13:20	7.8	Surface	1.0	0.6	148	28.1	28.1	7.8	7.8	24.0	24.0	77.9	77.9	5.3	5.3	8.7	15.9	3	14	83	89	822108	808818	N/A	N/A	N/A	<0.2	<0.2	2.3	2.2
						1.0	0.6	150	28.1		7.8		24.0		77.8		5.3		8.9		3		84							<0.2		2.7	
					Middle	3.9	0.5	138	26.5	26.5	7.9	7.9	27.5	27.5	75.3	75.4	5.2		19.1		18		90							<0.2		2.2	
						3.9	0.5	145	26.5		7.9		27.5		75.4		5.2		19.2		19		89							<0.2		2.3	
					Bottom	6.8	0.4	120	26.6	26.6	7.9	7.9	27.7	27.7	76.7	76.8	5.3	5.3	19.7		19		93							<0.2		1.7	
						6.8	0.4	127	26.6		7.9		27.7		76.8		5.3		19.7		20		92							<0.2		2.0	
6-Sep-16	Cloudy	Moderate	14:52	7.6	Surface	1.0	0.5	137	26.7	26.7	7.7	7.7	23.3	23.3	71.1	71.1	5.0	5.0	7.6	17.8	7	10	81	89	822092	808797	N/A	N/A	N/A	<0.2	<0.2	2.0	1.7
						1.0	0.5	137	26.7		7.7		23.2		71.1		5.0		7.7		8		85							<0.2		2.1	
					Middle	3.8	0.5	122	26.4	26.4	7.8	7.8	26.0	26.1	70.3	70.4	4.9		19.6		10		90							<0.2		1.4	
						3.8	0.5	129	26.4		7.8		26.1		70.4		4.9		20.0		11		91							<0.2		1.7	
					Bottom	6.6	0.4	92	26.3	26.3	7.9	7.9	28.5	28.5	71.8	71.8	4.9	4.9	26.0		12		92							<0.2		1.4	
						6.6	0.5	94	26.3		7.9		28.5		71.8		4.9		26.0		12		92							<0.2		1.4	
8-Sep-16	Cloudy	Moderate	16:06	7.5	Surface	1.0	0.3	139	27.0	27.0	7.9	7.9	17.0	17.1	84.1	84.1	6.1	5.6	3.3	6.9	3	5	83	88	822080	808828	N/A	N/A	N/A	<0.2	<0.2	2.8	2.4
						1.0	0.4	143	27.0		7.9		17.1		84.1		6.1		3.3		4		83							<0.2		2.9	
					Middle	3.8	0.3	184	26.4	26.4	7.9	7.9	22.4	22.4	70.8	70.8	5.0		6.8		5		89							<0.2		2.3	
						3.8	0.4	201	26.4		7.9		22.3		70.8		5.0		6.9		5		91							<0.2		2.5	
					Bottom	6.5	0.3	140	26.2	26.2	7.9	7.9	23.7	23.7	71.7	71.7	5.1	5.1	10.5		6		90							<0.2		1.9	
						6.5	0.4	140	26.2		7.9		23.7		71.7		5.1		10.5		4		91							<0.2		1.9	
10-Sep-16	Rainy	Moderate	07:23	6.6	Surface	1.0	0.3	161	26.7	26.7	7.8	7.8	15.8	15.8	72.5	72.4	5.3	5.0	3.7	3.2	2	3	83	88	822113	808820	N/A	N/A	N/A	<0.2	<0.2	4.1	3.1
						1.0	0.3	167	26.7		7.8		15.8		72.3		5.3		3.6		<2		82							<0.2		3.9	
					Middle	3.3	0.2	156	26.3	26.3	7.9	7.9	23.0	23.0	66.9	66.9	4.7		2.9		2		90							<0.2		2.9	
						3.3	0.2	161	26.3		7.9		22.9		66.9		4.7		2.9		4		89							<0.2		3.0	
					Bottom	5.6	0.3	208	26.1	26.1	7.9	7.9	25.5	25.5	68.2	68.2	4.8	4.8	3.0		3		91							<0.2		2.4	
						5.6	0.3	223	26.1		7.9		25.5		68.2		4.8		3.0		3		90							<0.2		2.4	
13-Sep-16	Cloudy	Moderate	10:35	7.3	Surface	1.0	0.3	194	26.8	26.8	8.0	8.0	22.7	22.7	81.5	81.5	5.7	5.1	1.7	4.0	3	4	83	88	822093	808830	N/A	N/A	N/A	<0.2	<0.2	2.5	2.1
						1.0	0.3	204	26.8		8.0		22.7		81.5		5.7		1.7		4		83							<0.2		2.8	
					Middle	3.7	0.3	224	26.2	26.2	8.0	8.0	27.7	27.7	63.2	63.2	4.4		4.3		4		90							<0.2		2.1	
						3.7	0.3	242	26.2		8.0		27.7		63.2		4.4		4.4		4		89							<0.2		2.2	
					Bottom	6.3	0.4	232	26.0	26.0	8.0	8.0	30.5	30.5	67.6	67.6	4.6	4.6	6.0		3		93							<0.2		1.6	
						6.3	0.4	249	26.0		8.0		30.5		67.6		4.6		6.0		3		92							<0.2		1.6	
15-Sep-16	Cloudy	Rough	12:30	6.7	Surface	1.0	1.1	180	27.0	27.0	8.1	8.1	24.1	24.1	90.6	90.6	6.3	6.0	7.3	11.8	2	3	83	88	822097	808815	N/A	N/A	N/A	<0.2	<0.2	1.7	1.4
						1.0	1.1	186	27.0		8.1		24.1		90.6		6.3		7.3		3		82							<0.2		1.6	
					Middle	3.4	0.6	195	26.7	26.7	8.0	8.0	24.9	24.9	80.7	80.7	5.6		8.0		3		90							<0.2		1.3	
						3.4	0.7	197	26.7		8.0		24.9		80.7		5.6		8.0		2		89							<0.2		1.3	
					Bottom	5.7	0.6	203	26.3	26.3	8.0	8.0	28.8	28.8	77.6	77.6	5.3	5.3	20.0		3		93							<0.2		1.4	
						5.7	0.6	207	26.3		8.0		28.8		77.6		5.3		20.0		4		92							<0.2		1.3	
17-Sep-16	Fine	Moderate	11:49	7.0	Surface	1.0	0.6	122	27.2	27.2	7.8	7.8	25.0	25.0	72.8	72.8	5.0	5.1	6.3	7.5	5	7	84	88	822110	808824	N/A	N/A	N/A	<0.2	<0.2	2.1	1.8
						1.0	0.6	126	27.1		7.8		25.0		72.8		5.0		6.4		6		83							<0.2		1.9	
					Middle	3.5	0.5	104	27.0	27.0	7.8	7.8	25.5	25.5	73.6	73.8	5.1		7.6		7		89							<0.2		1.8	
						3.5	0.6	111	27.0		7.8		25.5		73.9		5.1		7.8		7		89							<0.2		1.7	
					Bottom	6.0	0.5	97	26.9	26.9	7.8	7.8	26.1	26.1	77.0	77.1	5.3	5.3	8.4		9		93							<0.2		1.6	
						6.0	0.5	103	26.9		7.8		26.1		77.1		5.3		8.4		9		92							<0.2		1.6	
20-Sep-16	Cloudy	Calm	14:09	7.8	Surface	1.0	0.6	94	26.3	26.3	8.1	8.1	27.2	27.2	83.7	83.7	5.8	5.8	6.0	7.1	5	6	86	89	822084	808822	N/A	N/A	N/A	<0.2	<0.2	2.1	1.6
						1.0	0.7	96	26.3		8.1		27.2		83.7		5.8		6.1		6		84							<0.2		1.7	
					Middle	3.9	0.7	96	26.3	26.3	8.1	8.1	27.3	27.3	84.5	84.5	5.8		6.7		6		90							<0.2		1.3	
						3.9	0.8	104	26.3		8.1		27.2		84.5		5.9		6.7		8		89							<0.2		1.6	
					Bottom	6.8	0.5	101	26.1	26.1	8.1	8.1	29.4	29.4	85.6	85.7	5.9	5.9	8.4		6		92							<0.2		1.7	
						6.8	0.5	102	26.1		8.1		29.4		85.7		5.9		8.5		6		92							<0.2		1.4	
22-Sep-16	Cloudy	Moderate	16:08	7.8	Surface	1.0	0.4	120	26.4	26.4	7.9	7.9	27.6	27.6	83.9	83.9	5.8	5.8	6.9	8.7	6	8	85	90	822093	808829	N/A	N/A	N/A	<0.2	<0.2	2.1	1.9
						1.0	0.4	122	26.4		7.9		27.6		83.8		5.8		6.9		7		86							<0.2		2.0	
					Middle	3.9	0.3	144	26.3	26.3	7.9	7.9	28.5	28.5	83.8	83.8	5.8		8.3		8		91							<0.2		2.1	
						3.9	0.3	150	26.3		7.9		28.5		83.8		5.8		8.4		8		90							<0.2		1.8	
					Bottom	6.8	0.3	125	26.3	26.3	7.9	7.9	29.2	29.2	85.8	86.2	5.9	5.9	10.6		10		93							<0.2		1.8	
						6.8	0.4	125	26.3		7.9		29.2		86.5		5.9		10.8		11		93							<0.2		1.8	
24-Sep-16	Fine	Moderate	06:49	6.9	Surface	1.0	0.9	191	26.3	26.3	7.9	7.9	25.3	25.3	82.9	82.9	5.8	5.8	2.7	3.5	3	3	84	89	822097	808793	N/A	N/A	N/A	<0.2	<0.2	2.4	1.9
						1.0	1.0	205	26.3		7.9		25.3		82.8		5.8		2.7		2		85							<0.2		2.4	
					Middle	3.5	0.8	200	26.3	26.3	7.9	7.9	29.0	29.0	82.6	82.7	5.7		3.2		4		90							<0.2		2.2	
						3.5	0.8	200	26.3		7.9		28.9		82.7		5.7		3.3		4		90							<0.2		2.1	
					Bottom	5.9	0.7	212	26.2	26.2	7.9	7.9	30.0	30.0	84.6	84.7	5.8	5.8	4.5		4		92							<0.2		1.2	
						5.9	0.8	226	26.2		7.9		30.0		84.7		5.8		4.5		3		92							<0.2		1.2	
27-Sep-16	Fine	Moderate	11:20	6.8	Surface	1.0	1.0	186	27.3	27.3	7.9	7.9	23.9	23.9	93.2	93.2	6.5	6.0	0.8	5.6	2	3	83	89	822106	808801	N/A	N/A	N/A	<0.2	<0.2	2.4	2.3
						1.0	1.0	195	27.3		7.9		23.9		93.2		6.5		0.8		2		84							<0.2		2.3	
					Middle	3.4	0.7	191	26.6	26.7	7.9	7.9	28.6	28.6	79.5	79.5	5.4		6.5		3		91							<0.2		2.5	
						3.4	0.7	206	26.7		7.9		28.6		79.5		5.4		6.5		2		90							<0.2		2.5	
					Bottom	5.8	0.7	199	26.4	26.4	7.9	7.9	29.7	29.7	84.4	84.5	5.8	5.8	9.4		4		92							<0.2		2.1	
						5.8	0.7	207	26.4		7.9		29.7		84.5		5.8		9.4		2		92							<0.2		2.1	
29-Sep-16	Cloudy	Moderate	12:19	7.6	Surface	1.0	0.8	165	26.0	26.0	7.9	7.9	26.7	26.7	96.5	96.5	6.7	6.7	3.3	5.4	4	4	83	89	822107	808793	N/A	N/A	N/A	<0.2	<0.2	2.0	2.0
						1.0	0.8	167	26.0		7.9		26.7		96.4		6.7		3.3		4		82							<0.2		2.0	
					Middle	3.8	0.8	158	26.0	26.0	7.9	7.9	26.8	26.8	95.8	95.8	6.7		4.3		3		91							<0.2		2.1	
						3.8	0.8	164	26.0		7.9		26.8		95.8		6.7		4.3		4		90							<0.2		1.9	
					Bottom	6.6	0.6	153	26.1	26.1	7.9	7.9	28.2	28.3	96.5	96.5	6.7	6.7	8.7		6		94							<0.2		2.0	
						6.6	0.6	159	26.1		7.9		28.3		96.5		6.7		8.7		5		92							<0.2		2.2	

DA: Depth-Averaged
Calm: Small or no wave; Moderate: Between calm and rough; Rough : White capped or rougher

Expansion of Hong Kong International Airport into a Three-Runway System
Baseline Water Quality Monitoring
Water Quality Monitoring Results at IM9 during Mid-Flood Tide

Date	Weather Condition	Sea Condition	Sampling Time	Water Depth (m)	Sampling Depth (m)		Current Speed (m/s)	Current Direction	Water Temperature (°C) Value	Water Temperature (°C) Average	pH Value	pH Average	Salinity (ppt) Value	Salinity (ppt) Average	DO Saturation (%) Value	DO Saturation (%) Average	Dissolved Oxygen (mg/L) Value	Dissolved Oxygen (mg/L) DA	Turbidity(NTU) Value	Turbidity(NTU) DA	Suspended Solids (mg/L) Value	Suspended Solids (mg/L) DA	Total Alkalinity (ppm) Value	Total Alkalinity (ppm) DA	Coordinate HK Grid (Northing)	Coordinate HK Grid (Easting)	Observed construction activities <100m from location	Observed construction activities >100m from location	Other Observations	Chromium (µg/L) Average	Chromium (µg/L) DA	Nickel (µg/L) Average	Nickel (µg/L) DA
1-Sep-16	Cloudy	Moderate	06:17	7.7	Surface	1.0	0.3	224	26.5	26.5	7.8	7.8	20.3	20.3	69.3	69.3	5.0	4.8	5.2	9.4	4	4	82	88	822109	808791	N/A	N/A	N/A	<0.2	<0.2	3.0	2.2
						1.0	0.4	242	26.5		7.8		20.3		69.3		5.0		5.2		3		83										
					Middle	3.9	0.6	238	26.4	26.4	7.8	7.8	23.5	23.5	64.4	64.4	4.6		9.6		5		89							<0.2		1.5	
						3.9	0.6	261	26.4		7.8		23.5		64.4		4.6		9.8		3		90										
					Bottom	6.7	0.5	248	26.4	26.4	7.8	7.8	24.4	24.4	64.5	64.5	4.5	4.5	13.3		4		91							<0.2		2.1	
						6.7	0.5	249	26.4		7.8		24.4		64.5		4.5		13.3		4		92										
3-Sep-16	Cloudy	Moderate	07:38	7.6	Surface	1.0	0.3	218	26.7	26.7	7.8	7.8	21.1	21.1	75.0	75.0	5.3	5.3	5.6	7.5	3	4	83	88	822101	808824	N/A	N/A	N/A	<0.2	<0.2	2.7	2.5
						1.0	0.4	224	26.7		7.8		21.0		75.0		5.3		5.6		4		84										
					Middle	3.8	0.3	238	26.7	26.7	7.8	7.8	20.8	20.8	73.5	73.5	5.2		7.2		3		89							<0.2		2.5	
						3.8	0.4	258	26.7		7.8		20.7		73.5		5.2		7.4		4		90										
					Bottom	6.6	0.3	224	26.8	26.8	7.8	7.8	22.9	22.9	74.2	74.2	5.2	5.2	9.7		6		92							<0.2		2.2	
						6.6	0.3	233	26.8		7.8		22.9		74.2		5.2		9.7		5		92										
6-Sep-16	Cloudy	Moderate	09:45	7.6	Surface	1.0	0.3	289	26.5	26.5	7.8	7.8	21.7	21.8	69.1	69.1	4.9	4.9	4.2	6.4	4	4	81	87	822074	808816	N/A	N/A	N/A	<0.2	<0.2	2.7	2.3
						1.0	0.3	306	26.5		7.8		21.8		69.0		4.9		4.2		2		83										
					Middle	3.8	0.4	306	26.4	26.4	7.9	7.9	24.3	24.3	68.3	68.4	4.8		5.4		4		89							<0.2		2.1	
						3.8	0.4	330	26.4		7.9		24.3		68.4		4.8		5.4		4		90										
					Bottom	6.6	0.3	310	26.3	26.3	7.9	7.9	25.3	25.3	68.1	68.1	4.8	4.8	9.7		5		91							<0.2		2.1	
						6.6	0.3	336	26.3		7.9		25.3		68.1		4.8		9.7		4		90										
8-Sep-16	Cloudy	Moderate	12:00	8.9	Surface	1.0	0.3	151	26.7	26.7	7.8	7.8	15.2	15.2	78.5	78.5	5.8	5.5	4.5	10.5	<2	9	82	89	822097	808830	N/A	N/A	N/A	<0.2	<0.2	3.8	2.8
						1.0	0.3	161	26.7		7.8		15.2		78.4		5.8		4.6		2		83										
					Middle	4.5	0.4	225	26.5	26.5	7.8	7.8	19.8	19.8	72.0	72.0	5.2		10.3		5		89							<0.2		2.6	
						4.5	0.4	225	26.5		7.8		19.8		72.0		5.2		10.2		4		90										
					Bottom	7.9	0.3	232	26.3	26.3	7.8	7.8	24.1	24.1	69.5	69.5	4.9	4.9	16.6		18		91							<0.2		2.1	
						7.9	0.3	240	26.3		7.8		24.1		69.5		4.9		16.6		20		100										
10-Sep-16	Rainy	Moderate	14:27	6.9	Surface	1.0	0.5	170	26.4	26.4	7.9	7.9	10.4	10.4	75.9	75.9	5.8	5.3	4.4	4.7	3	4	82	88	822076	808829	N/A	N/A	N/A	<0.2	<0.2	3.9	3.5
						1.0	0.5	173	26.4		7.9		10.4		75.9		5.8		4.4		4		83										
					Middle	3.5	0.3	178	26.5	26.5	7.8	7.8	19.6	19.6	66.9	66.8	4.8		4.8		3		89							<0.2		4.0	
						3.5	0.3	187	26.5		7.8		19.6		66.7		4.8		4.8		4		89										
					Bottom	5.9	0.3	177	26.1	26.1	7.9	7.9	26.3	26.3	68.2	68.2	4.8	4.8	4.9		4		91							<0.2		2.7	
						5.9	0.4	178	26.1		7.9		26.3		68.2		4.8		4.9		3		92										
13-Sep-16	Cloudy	Moderate	16:53	7.0	Surface	1.0	0.4	142	27.3	27.3	8.1	8.1	20.9	20.9	95.4	95.3	6.7	6.0	3.4	14.4	4	5	85	90	822083	808801	N/A	N/A	N/A	<0.2	<0.2	4.3	3.2
						1.0	0.4	155	27.3		8.1		20.9		95.2		6.7		3.4		4		86										
					Middle	3.5	0.5	161	26.8	26.8	8.0	8.0	24.7	24.7	76.8	76.7	5.4		5.9		5		90							<0.2		3.1	
						3.5	0.5	174	26.8		8.0		24.7		76.6		5.3		6.1		3		91										
					Bottom	6.0	0.4	146	26.4	26.4	7.9	7.9	27.9	27.9	69.1	69.2	4.8	4.8	34.3		6		93							<0.2		2.1	
						6.0	0.4	148	26.4		7.9		27.9		69.3		4.8		33.2		5		93										
15-Sep-16	Cloudy	Moderate	17:44	6.9	Surface	1.0	0.8	170	27.0	27.0	8.1	8.1	21.1	21.1	90.3	90.2	6.4	6.1	5.2	8.6	6	7	83	88	822108	808818	N/A	N/A	N/A	<0.2	<0.2	3.0	2.5
						1.0	0.9	183	27.0		8.1		21.1		90.0		6.4		5.3		4		82										
					Middle	3.5	0.6	160	26.3	26.3	8.0	8.0	24.8	24.8	81.3	81.3	5.7		9.4		7		88							<0.2		2.4	
						3.5	0.7	161	26.3		8.0		24.8		81.2		5.7		9.4		7		90										
					Bottom	5.9	0.4	158	26.2	26.2	8.0	8.0	25.7	25.7	82.5	82.6	5.8	5.8	11.1		10		91							<0.2		2.1	
						5.9	0.4	164	26.2		8.0		25.7		82.7		5.8		11.1		10		93										
17-Sep-16	Fine	Moderate	07:12	8.8	Surface	1.0	0.4	105	26.9	26.9	7.8	7.8	25.3	25.3	72.4	72.4	5.0	5.0	14.4	22.4	7	15	84	88	822100	808798	N/A	N/A	N/A	<0.2	<0.2	2.2	1.9
						1.0	0.4	113	26.9		7.8		25.3		72.4		5.0		14.7		7		83										
					Middle	4.4	0.5	109	26.7	26.7	7.8	7.8	27.5	27.5	71.0	70.9	4.9		26.1		8		89							<0.2		2.0	
						4.4	0.6	109	26.7		7.8		27.5		70.7		4.9		26.2		7		90										
					Bottom	7.8	0.4	98	26.7	26.7	7.8	7.8	28.1	28.1	70.1	70.3	4.8	4.8	26.2		30		91							<0.2		1.6	
						7.8	0.5	107	26.7		7.8		28.0		70.4		4.8		26.5		29		93										
20-Sep-16	Cloudy	Rough	10:15	7.9	Surface	1.0	0.4	177	26.3	26.3	8.0	8.0	27.6	27.6	78.3	78.3	5.4	5.4	13.0	16.3	7	9	85	89	822093	808791	N/A	N/A	N/A	<0.2	<0.2	2.0	2.0
						1.0	0.5	192	26.3		8.0		27.6		78.3		5.4		13.2		7		84										
					Middle	4.0	0.5	243	26.2	26.2	8.0	8.0	27.8	27.8	78.8	79.0	5.4		16.5		10		90							<0.2		2.1	
						4.0	0.5	256	26.2		8.0		27.8		79.1		5.5		17.3		9		89										
					Bottom	6.9	0.4	221	26.2	26.2	8.0	8.0	28.0	28.0	80.4	81.4	5.6	5.7	20.0		10		92							<0.2		2.1	
						6.9	0.4	227	26.2		8.0		28.0		82.4		5.7		17.5		11		91										
22-Sep-16	Cloudy	Moderate	11:41	7.1	Surface	1.0	0.5	259	26.5	26.5	7.9	7.9	26.5	26.5	81.1	81.1	5.6	5.6	3.1	4.8	4	4	86	89	822078	808791	N/A	N/A	N/A	<0.2	<0.2	2.1	2.0
						1.0	0.5	262	26.5		7.9		26.5		81.0		5.6		3.1		3		86										
					Middle	3.6	0.4	275	26.5	26.5	7.9	7.9	26.5	26.5	79.7	79.7	5.5		3.6		2		89							<0.2		2.1	
						3.6	0.4	301	26.5		7.9		26.5		79.7		5.5		3.6		3		90										
					Bottom	6.1	0.4	233	26.3	26.3	7.9	7.9	27.6	27.6	80.8	80.9	5.6	5.6	7.7		5		92							<0.2		1.9	
						6.1	0.4	255	26.3		7.9		27.6		80.9		5.6		7.8		6		92										
24-Sep-16	Cloudy	Moderate	13:53	6.8	Surface	1.0	0.4	204	26.8	26.8	7.8	7.8	24.1	24.1	87.2	87.2	6.1	5.9	2.5	2.8	4	4	84	90	822082	808813	N/A	N/A	N/A	<0.2	<0.2	2.0	1.6
						1.0	0.5	222	26.8		7.8		24.1		87.1		6.1		2.5		3		86										
					Middle	3.4	0.4	212	26.4	26.4	7.9	7.9	27.5	27.5	82.1	82.1	5.7		2.7		4		90							<0.2		1.4	
						3.4	0.4	216	26.4		7.9		27.5		82.1		5.7		2.7		2		91										
					Bottom	5.8	0.4	256	26.3	26.3	7.9	7.9	28.0	28.0	84.2	84.3	5.8	5.8	3.2		4		93							<0.2		1.4	
						5.8	0.4	256	26.3		7.9		28.0		84.4		5.8		3.3		5		93										
27-Sep-16	Fine	Moderate	16:38	6.9	Surface	1.0	0.6	156	27.7	27.7	7.9	7.9	22.1	22.1	92.4	92.4	6.4	6.1	1.4	3.5	3	4	83	89	822075	808812	N/A	N/A	N/A	<0.2	<0.2	2.5	2.8
						1.0	0.7	162	27.7		7.9		22.0		92.3		6.4		1.4		4		84										
					Middle	3.5	0.5	153	27.0	27.0	7.9	7.9	26.5	26.5	84.8	84.8	5.8		3.1		3		89							<0.2		2.8	
						3.5	0.6	163	27.0		7.9		26.4		84.8		5.8		3.1		4		90										
					Bottom	5.9	0.5	144	26.9	26.9	7.9	7.9	27.6	27.6	83.4	83.4	5.7	5.7	5.7		4		93							<0.2		3.0	
						5.9	0.5	154	26.9		7.9		27.6		83.4		5.7		6.0		3		92										
29-Sep-16	Cloudy	Rough	17:36	7.2	Surface	1.0	0.6	124	26.2	26.2	7.9	7.9	26.0	26.0	93.6	93.6	6.5	6.5	3.7	6.7	4	6	84	88	822086	808798	N/A	N/A	N/A	<0.2	<0.2	1.9	1.7
						1.0	0.6	131	26.2		7.9		26.0		93.6		6.5		3.8		3		83										
					Middle	3.6	0.6	84	26.2	26.2	7.9	7.9	26.2	26.2	93.0	93.0	6.5		4.7		2		91							<0.2		1.8	
						3.6	0.6	87	26.2		7.9		26.2		93.0		6.5		4.8		4		89										
					Bottom	6.2	0.6	80	26.3	26.3	7.9	7.9	27.4	27.6	92.7	94.5	6.4	6.6	11.4		11		92							<0.2		1.5	
						6.2	0.6	83	26.3		7.9		27.7		96.2		6.7		11.9		13		91										

DA: Depth-Averaged
Calm: Small or no wave; Moderate: Between calm and rough; Rough : White capped or rougher

Expansion of Hong Kong International Airport into a Three-Runway System
Baseline Water Quality Monitoring
Water Quality Monitoring Results at IM10 during Mid-Ebb Tide

Date	Weather Condition	Sea Condition	Sampling Time	Water Depth (m)	Sampling Depth (m)		Current Speed (m/s)	Current Direction	Water Temperature (°C) Value	Water Temperature (°C) Average	pH Value	pH Average	Salinity (ppt) Value	Salinity (ppt) Average	DO Saturation (%) Value	DO Saturation (%) Average	Dissolved Oxygen (mg/L) Value	Dissolved Oxygen (mg/L) DA	Turbidity(NTU) Value	Turbidity(NTU) DA	Suspended Solids (mg/L) Value	Suspended Solids (mg/L) DA	Total Alkalinity (ppm) Value	Total Alkalinity (ppm) DA	Coordinate HK Grid (Northing)	Coordinate HK Grid (Easting)	Observed construction activities <100m from location	Observed construction activities >100m from location	Other Observations	Chromium (µg/L) Value	Chromium (µg/L) DA	Nickel (µg/L) Value	Nickel (µg/L) DA
1-Sep-16	Cloudy	Moderate	12:13	8.0	Surface	1.0	0.7	101	26.6	26.6	7.9	7.9	23.9	23.9	73.5	73.4	5.2	5.0	5.8	10.1	5	5	85	89	822242	809819	N/A	N/A	N/A	<0.2	<0.2	3.1	2.0
						1.0	0.8	109	26.6		7.9		23.9		73.2		5.1		5.9		4		87							<0.2		2.4	
					Middle	4.0	0.6	107	26.2	26.2	7.9	7.9	24.9	25.0	68.7	68.8	4.8		10.0		4		88							<0.2		2.2	
						4.0	0.6	108	26.2		7.9		25.0		68.8		4.8		10.1		4		89							<0.2		1.8	
					Bottom	7.0	0.5	104	26.1	26.1	7.9	7.9	25.3	25.3	73.2	73.3	5.1	5.2	14.2		5		91							<0.2		1.4	
						7.0	0.6	105	26.1		7.9		25.3		73.3		5.2		14.3		6		92							<0.2		1.3	
3-Sep-16	Cloudy	Moderate	13:28	8.4	Surface	1.0	0.7	134	27.1	27.1	7.8	7.8	24.3	24.3	74.9	75.0	5.2	5.2	8.6	24.6	6	7	84	89	822233	809842	N/A	N/A	N/A	<0.2	<0.2	2.0	2.0
						1.0	0.8	137	27.1		7.8		24.3		75.0		5.2		8.7		6		84							<0.2		1.7	
					Middle	4.2	0.5	120	26.6	26.6	7.9	7.9	26.1	26.1	74.9	74.9	5.2		19.8		8		91							<0.2		1.8	
						4.2	0.6	126	26.6		7.9		26.1		74.9		5.2		19.9		8		90							<0.2		2.0	
					Bottom	7.4	0.4	108	26.5	26.5	7.9	7.9	27.8	27.8	77.2	77.2	5.3	5.3	45.4		8		93							<0.2		2.3	
						7.4	0.4	109	26.5		7.9		27.8		77.2		5.3		45.4		8		93							<0.2		2.1	
6-Sep-16	Cloudy	Moderate	14:59	8.2	Surface	1.0	0.6	106	26.7	26.7	7.8	7.8	23.2	23.2	73.6	73.6	5.2	5.1	4.5	11.7	4	6	84	89	822251	809835	N/A	N/A	N/A	<0.2	<0.2	2.0	1.8
						1.0	0.6	114	26.7		7.8		23.2		73.5		5.2		4.6		4		83							<0.2		2.1	
					Middle	4.1	0.6	102	26.6	26.6	7.8	7.8	24.0	24.0	71.7	71.8	5.0		9.0		6		91							<0.2		1.8	
						4.1	0.7	102	26.6		7.8		24.0		71.8		5.0		9.2		7		90							<0.2		2.0	
					Bottom	7.2	0.5	97	26.3	26.3	7.9	7.9	28.1	28.1	72.3	72.4	5.0	5.0	21.3		8		93							<0.2		1.4	
						7.2	0.5	97	26.3		7.9		28.1		72.4		5.0		21.4		9		92							<0.2		1.3	
8-Sep-16	Cloudy	Moderate	16:13	6.7	Surface	1.0	0.4	136	26.9	26.9	7.8	7.8	18.4	18.4	81.2	81.3	5.9	5.8	2.8	3.1	3	3	83	88	822236	809827	N/A	N/A	N/A	<0.2	<0.2	3.8	2.9
						1.0	0.4	139	26.9		7.8		18.4		81.3		5.9		2.8		3		83							<0.2		3.6	
					Middle	3.4	0.3	152	26.4	26.4	7.9	7.9	20.5	20.5	77.6	77.6	5.6		3.0		4		90							<0.2		2.9	
						3.4	0.3	164	26.4		7.9		20.5		77.5		5.6		3.0		2		88							<0.2		2.7	
					Bottom	5.7	0.3	137	26.3	26.3	7.9	7.9	22.5	22.5	77.5	77.5	5.5	5.5	3.3		3		92							<0.2		2.2	
						5.7	0.3	149	26.3		7.9		22.5		77.5		5.5		3.4		3		92							<0.2		2.4	
10-Sep-16	Rainy	Moderate	07:15	7.7	Surface	1.0	0.4	153	26.5	26.5	7.8	7.8	18.2	18.2	71.7	71.7	5.2	5.0	3.2	3.7	3	3	85	89	822258	809857	N/A	N/A	N/A	<0.2	<0.2	3.9	3.1
						1.0	0.4	165	26.5		7.8		18.1		71.6		5.2		3.2		3		86							<0.2		3.8	
					Middle	3.9	0.4	182	26.2	26.2	7.9	7.9	23.4	23.4	66.2	66.2	4.7		3.3		2		89							<0.2		3.0	
						3.9	0.4	193	26.2		7.9		23.3		66.2		4.7		3.3		4		90							<0.2		3.2	
					Bottom	6.7	0.5	237	26.0	26.0	7.9	7.9	26.7	26.7	68.2	68.2	4.8	4.8	4.5		3		92							<0.2		2.4	
						6.7	0.5	252	26.0		7.9		26.7		68.2		4.8		4.5		2		92							<0.2		2.1	
13-Sep-16	Cloudy	Moderate	10:26	7.7	Surface	1.0	0.4	229	26.7	26.7	8.0	8.0	22.4	22.4	83.1	83.1	5.9	5.3	2.1	5.1	2	3	84	88	822223	809831	N/A	N/A	N/A	<0.2	<0.2	2.8	2.3
						1.0	0.4	249	26.7		8.0		22.4		83.1		5.9		2.1		<2		82							<0.2		2.6	
					Middle	3.9	0.4	228	26.3	26.3	8.1	8.1	27.7	27.7	67.2	67.2	4.6		3.5		<2		90							<0.2		2.3	
						3.9	0.4	246	26.3		8.1		27.7		67.2		4.6		3.5		2		89							<0.2		2.3	
					Bottom	6.7	0.4	219	26.0	26.0	8.1	8.1	30.8	30.8	62.6	62.6	4.3	4.3	9.7		5		92							<0.2		1.6	
						6.7	0.4	239	26.0		8.1		30.8		62.6		4.3		9.7		4		93							<0.2		2.0	
15-Sep-16	Cloudy	Rough	12:19	7.8	Surface	1.0	0.7	162	26.8	26.8	8.1	8.1	23.5	23.5	91.8	91.8	6.4	5.6	3.4	10.3	2	4	82	88	822259	809837	N/A	N/A	N/A	<0.2	<0.2	1.4	1.3
						1.0	0.7	175	26.8		8.1		23.5		91.8		6.4		3.4		3		82							<0.2		1.7	
					Middle	3.9	0.5	165	26.3	26.3	8.0	8.0	27.4	27.3	69.2	69.2	4.8		10.8		4		89							<0.2		1.4	
						3.9	0.5	168	26.3		8.0		27.1		69.1		4.8		10.8		2		90							<0.2		1.2	
					Bottom	6.8	0.3	190	26.2	26.2	8.0	8.0	28.6	28.6	65.4	65.4	4.5	4.5	16.8		7		92							<0.2		1.1	
						6.8	0.3	208	26.2		8.0		28.6		65.4		4.5		16.8		8		93							<0.2		1.1	
17-Sep-16	Fine	Moderate	11:56	6.8	Surface	1.0	0.4	159	26.9	27.0	7.8	7.8	26.2	26.2	73.2	73.2	5.0	5.0	10.3	17.6	12	19	85	90	822247	809822	N/A	N/A	N/A	<0.2	<0.2	1.5	1.5
						1.0	0.4	160	27.0		7.8		26.1		73.2		5.0		9.8		13		84							<0.2		1.7	
					Middle	3.4	0.4	155	27.0	27.0	7.8	7.8	26.1	26.1	73.0	73.0	5.0		10.3		13		92							<0.2		1.7	
						3.4	0.5	165	27.0		7.8		26.1		72.9		5.0		10.4		12		90							<0.2		1.6	
					Bottom	5.8	0.4	155	26.7	26.7	7.8	7.8	27.4	27.4	70.1	70.2	4.8	4.8	32.6		32		94							<0.2		1.3	
						5.8	0.4	157	26.7		7.8		27.4		70.2		4.8		32.4		34		93							<0.2		1.3	
20-Sep-16	Cloudy	Calm	14:16	8.5	Surface	1.0	0.5	105	26.5	26.5	8.1	8.1	28.0	28.0	82.5	82.5	5.7	5.7	8.2	15.8	7	12	83	89	822239	809851	N/A	N/A	N/A	<0.2	<0.2	1.6	1.7
						1.0	0.5	114	26.5		8.1		28.0		82.4		5.7		8.5		9		84							<0.2		1.7	
					Middle	4.3	0.5	87	26.3	26.3	8.1	8.1	28.1	28.1	82.4	82.4	5.7		13.3		8		91							<0.2		1.6	
						4.3	0.5	94	26.3		8.1		28.1		82.4		5.7		13.6		9		89							<0.2		2.1	
					Bottom	7.5	0.5	96	26.1	26.1	8.1	8.1	29.6	29.6	82.7	82.8	5.7	5.7	25.5		21		92							<0.2		1.6	
						7.5	0.5	99	26.1		8.1		29.6		82.9		5.7		25.7		20		92							<0.2		1.6	
22-Sep-16	Cloudy	Moderate	16:17	8.0	Surface	1.0	0.4	144	26.6	26.6	8.0	8.0	28.2	28.2	89.8	89.8	6.2	6.0	3.9	5.8	4	6	85	89	822252	809833	N/A	N/A	N/A	<0.2	<0.2	2.2	1.9
						1.0	0.4	150	26.6		8.0		28.2		89.8		6.2		3.9		4		84							<0.2		1.5	
					Middle	4.0	0.3	174	26.3	26.4	8.0	8.0	29.4	29.4	83.9	84.0	5.7		5.8		6		90							<0.2		1.5	
						4.0	0.3	189	26.4		8.0		29.3		84.1		5.8		5.7		7		89							<0.2		2.1	
					Bottom	7.0	0.3	166	26.3	26.3	8.0	8.0	29.5	29.5	81.6	81.8	5.6	5.6	7.7		8		92							<0.2		1.8	
						7.0	0.3	169	26.3		8.0		29.5		81.9		5.6		7.9		8		92							<0.2		2.3	
24-Sep-16	Fine	Moderate	06:43	7.7	Surface	1.0	0.7	185	26.4	26.4	7.9	7.9	26.2	26.2	85.4	85.4	5.9	5.9	2.7	4.9	2	5	83	88	822250	809822	N/A	N/A	N/A	<0.2	<0.2	2.0	2.0
						1.0	0.8	195	26.4		7.9		26.2		85.3		5.9		2.7		<2		85							<0.2		2.1	
					Middle	3.9	0.7	188	26.4	26.4	7.9	7.9	28.9	28.9	85.1	85.1	5.8		3.7		3		89							<0.2		2.2	
						3.9	0.7	199	26.4		7.9		28.9		85.1		5.8		3.8		2		90							<0.2		2.1	
					Bottom	6.7	0.6	181	26.0	26.0	8.0	8.0	31.7	31.7	87.4	87.5	5.9	5.9	8.3		9		91							<0.2		1.8	
						6.7	0.7	197	26.0		8.0		31.7		87.5		5.9		8.2		11		92							<0.2		1.6	
27-Sep-16	Fine	Moderate	11:09	7.5	Surface	1.0	0.7	164	27.3	27.3	7.9	7.9	24.7	24.7	89.1	89.1	6.2	5.9	1.2	4.5	2	3	84	89	822222	809855	N/A	N/A	N/A	<0.2	<0.2	2.2	2.0
						1.0	0.7	167	27.3		7.9		24.7		89.0		6.2		1.3		3		85							<0.2		2.1	
					Middle	3.8	0.3	169	26.6	26.7	7.9	7.9	28.5	28.0	79.9	80.4	5.5		4.6		2		89							<0.2		1.8	
						3.8	0.4	169	26.7		7.9		27.5		80.9		5.6		4.3		4		90							<0.2		1.9	
					Bottom	6.5	0.4	194	26.5	26.5	7.9	7.9	29.4	29.5	82.1	82.3	5.6	5.6	7.6		2		92							<0.2		2.0	
						6.5	0.4	213	26.5		7.9		29.5		82.4		5.6		7.7		4		92							<0.2		1.8	
29-Sep-16	Cloudy	Moderate	12:10	8.3	Surface	1.0	0.8	150	26.0	26.0	7.9	7.9	26.8	26.8	96.0	96.0	6.7	6.7	3.7	7.4	5	6	85	89	822229	809820	N/A	N/A	N/A	<0.2	<0.2	2.0	2.0
						1.0	0.8	151	26.0		7.9		26.8		96.0		6.7		3.8		5		86							<0.2		2.0	
					Middle	4.2	0.6	137	26.1	26.1	8.0	8.0	27.6	27.6	95.3	95.4	6.6		7.4		5		89							<0.2		2.2	
						4.2	0.6	142	26.1		8.0		27.6		95.4		6.6		7.4		5		89							<0.2		2.0	
					Bottom	7.3	0.5	131	26.1	26.1	7.9	7.9	27.7	27.7	96.8	96.9	6.7	6.7	11.1		8		91							<0.2		1.7	
						7.3	0.5	131	26.1		7.9		27.7		96.9		6.7		11.1		9		92							<0.2		1.9	

DA: Depth-Averaged
Calm: Small or no wave; Moderate: Between calm and rough; Rough : White capped or rougher

Expansion of Hong Kong International Airport into a Three-Runway System
Baseline Water Quality Monitoring
Water Quality Monitoring Results at IM10 during Mid-Flood Tide

Date	Weather Condition	Sea Condition	Sampling Time	Water Depth (m)	Sampling Depth (m)		Current Speed (m/s)	Current Direction	Water Temperature (°C) Value	Water Temperature (°C) Average	pH Value	pH Average	Salinity (ppt) Value	Salinity (ppt) Average	DO Saturation (%) Value	DO Saturation (%) Average	Dissolved Oxygen (mg/L) Value	Dissolved Oxygen (mg/L) DA	Turbidity(NTU) Value	Turbidity(NTU) DA	Suspended Solids (mg/L) Value	Suspended Solids (mg/L) DA	Total Alkalinity (ppm) Value	Total Alkalinity (ppm) DA	Coordinate HK Grid (Northing)	Coordinate HK Grid (Easting)	Observed construction activities <100m from location	Observed construction activities >100m from location	Other Observations	Chromium (µg/L) Average	Chromium (µg/L) DA	Nickel (µg/L) Average	Nickel (µg/L) DA
1-Sep-16	Cloudy	Moderate	06:10	8.7	Surface	1.0	0.3	236	26.4	26.4	7.8	7.8	22.0	22.0	67.4	67.4	4.8	4.7	5.8	9.4	3	4	83	89	822234	809846	N/A	N/A	N/A	<0.2	<0.2	2.7	2.4
						1.0	0.4	249	26.4		7.8		22.0		67.3		4.8		6.0		4		87										
					Middle	4.4	0.5	277	26.3	26.3	7.8	7.8	23.9	23.9	65.9	65.9	4.6		9.1		4		89							<0.2		2.1	
						4.4	0.6	292	26.3		7.8		23.9		65.9		4.7		9.3		3		90										
					Bottom	7.7	0.5	285	26.3	26.3	7.9	7.9	24.4	24.4	67.4	67.4	4.7	4.7	13.2		4		92							<0.2		2.4	
						7.7	0.6	306	26.3		7.9		24.4		67.4		4.7		13.2		5		92										
3-Sep-16	Cloudy	Moderate	07:30	7.2	Surface	1.0	0.4	200	26.8	26.8	7.8	7.8	22.3	22.3	71.6	71.7	5.1	5.1	7.4	16.4	4	11	83	88	822252	809853	N/A	N/A	N/A	<0.2	<0.2	2.3	2.2
						1.0	0.4	217	26.8		7.8		22.3		71.7		5.1		7.5		4		83										
					Middle	3.6	0.4	200	26.7	26.7	7.8	7.8	23.0	23.0	71.8	71.8	5.1		17.3		12		91							<0.2		2.3	
						3.6	0.4	213	26.7		7.8		23.0		71.8		5.1		17.0		14		89										
					Bottom	6.2	0.4	204	26.7	26.7	7.8	7.8	23.0	23.0	74.7	74.8	5.3	5.3	24.7		16		92							<0.2		2.2	
						6.2	0.4	220	26.7		7.8		23.0		74.8		5.3		24.6		18		92										
6-Sep-16	Cloudy	Moderate	09:38	7.5	Surface	1.0	0.6	290	26.4	26.4	7.9	7.9	24.1	24.1	71.7	71.8	5.0	5.1	5.7	10.5	4	5	85	89	822240	809857	N/A	N/A	N/A	<0.2	<0.2	2.2	2.0
						1.0	0.6	293	26.4		7.9		24.1		71.8		5.1		5.8		5		84										
					Middle	3.8	0.6	292	26.2	26.2	7.9	7.9	24.8	24.8	72.4	72.4	5.1		9.9		4		89							<0.2		2.0	
						3.8	0.6	312	26.2		7.9		24.8		72.3		5.1		10.1		5		90										
					Bottom	6.5	0.4	282	26.1	26.1	7.9	7.9	26.0	26.0	74.0	74.0	5.2	5.2	15.6		7		92							<0.2		1.9	
						6.5	0.5	295	26.1		7.9		26.0		74.0		5.2		15.6		6		93										
8-Sep-16	Cloudy	Moderate	11:52	7.0	Surface	1.0	0.5	269	26.7	26.7	7.9	7.9	15.9	15.9	79.3	79.3	5.8	5.5	3.9	12.4	2	8	85	89	822256	809823	N/A	N/A	N/A	<0.2	<0.2	3.1	2.5
						1.0	0.5	285	26.7		7.9		15.8		79.2		5.8		3.9		2		84										
					Middle	3.5	0.4	292	26.3	26.3	7.9	7.9	21.3	21.2	72.1	71.9	5.2		7.2		4		89							<0.2		2.4	
						3.5	0.4	316	26.3		7.9		21.1		71.6		5.1		8.2		3		89										
					Bottom	6.0	0.3	211	26.1	26.1	7.8	7.8	24.8	24.8	67.6	67.6	4.8	4.8	25.5		18		92							<0.2		2.0	
						6.0	0.3	221	26.1		7.8		24.8		67.6		4.8		25.5		17		92										
10-Sep-16	Rainy	Moderate	14:35	7.0	Surface	1.0	0.4	142	26.5	26.5	7.8	7.8	13.0	13.0	77.6	77.5	5.8	5.3	4.2	5.3	4	4	83	89	822258	809830	N/A	N/A	N/A	<0.2	<0.2	4.2	3.8
						1.0	0.5	144	26.5		7.8		13.0		77.3		5.8		4.3		3		85										
					Middle	3.5	0.3	139	26.5	26.5	7.8	7.8	17.3	17.3	66.2	66.2	4.8		5.0		3		88							<0.2		4.1	
						3.5	0.4	151	26.5		7.8		17.3		66.2		4.8		5.0		3		90										
					Bottom	6.0	0.3	171	26.0	26.0	7.9	7.9	25.5	25.5	64.3	64.3	4.5	4.5	6.7		4		92							<0.2		3.2	
						6.0	0.3	176	26.0		7.9		25.5		64.3		4.5		6.7		6		93										
13-Sep-16	Cloudy	Moderate	17:02	7.2	Surface	1.0	0.5	122	27.5	27.5	8.1	8.1	22.2	22.2	107.0	107.0	7.5	6.6	2.9	4.4	4	5	85	89	822248	809828	N/A	N/A	N/A	<0.2	<0.2	4.1	3.6
						1.0	0.6	126	27.5		8.1		22.1		106.9		7.5		2.9		4		86										
					Middle	3.6	0.5	113	27.0	27.0	8.0	8.0	24.0	24.0	80.4	80.3	5.6		3.9		3		90							<0.2		3.3	
						3.6	0.6	122	27.0		8.0		24.0		80.1		5.6		3.9		4		89										
					Bottom	6.2	0.4	124	26.6	26.6	8.0	8.0	25.7	25.7	70.3	70.3	4.9	4.9	6.3		7		93							<0.2		3.3	
						6.2	0.4	132	26.6		8.0		25.7		70.3		4.9		6.3		8		92										
15-Sep-16	Cloudy	Moderate	17:52	7.8	Surface	1.0	0.8	159	27.1	27.1	8.1	8.1	21.4	21.4	94.9	94.8	6.7	6.2	3.9	8.4	4	6	84	89	822226	809822	N/A	N/A	N/A	<0.2	<0.2	2.5	2.3
						1.0	0.8	163	27.1		8.1		21.4		94.7		6.7		3.9		4		85										
					Middle	3.9	0.6	133	26.3	26.4	8.1	8.1	25.2	25.2	80.4	80.4	5.6		8.0		6		90							<0.2		2.2	
						3.9	0.7	133	26.4		8.1		25.1		80.4		5.6		8.1		6		89										
					Bottom	6.8	0.5	135	26.2	26.2	8.1	8.1	26.2	26.2	73.9	73.9	5.2	5.2	13.2		8		93							<0.2		2.2	
						6.8	0.5	146	26.2		8.1		26.2		73.9		5.2		13.2		8		92										
17-Sep-16	Fine	Moderate	07:03	7.3	Surface	1.0	0.4	110	26.8	26.8	7.8	7.8	25.7	25.7	72.4	72.4	5.0	5.0	12.5	20.8	8	14	82	88	822235	809846	N/A	N/A	N/A	<0.2	<0.2	1.8	1.8
						1.0	0.4	111	26.8		7.8		25.7		72.4		5.0		12.8		9		84										
					Middle	3.7	0.4	144	26.7	26.7	7.8	7.8	26.4	26.4	71.4	71.4	4.9		22.2		16		90							<0.2		1.9	
						3.7	0.4	150	26.7		7.8		26.4		71.3		4.9		24.0		15		90										
					Bottom	6.3	0.4	169	26.6	26.6	7.8	7.8	27.0	27.0	70.9	71.1	4.9	4.9	26.9		17		91							<0.2		1.7	
						6.3	0.4	174	26.6		7.8		27.0		71.2		4.9		26.2		18		92										
20-Sep-16	Cloudy	Rough	10:07	7.8	Surface	1.0	0.5	279	26.2	26.2	8.1	8.1	28.4	28.4	79.2	79.2	5.5	5.5	11.2	23.8	9	18	85	89	822253	809840	N/A	N/A	N/A	<0.2	<0.2	1.8	1.6
						1.0	0.6	301	26.2		8.1		28.4		79.2		5.5		11.2		10		83										
					Middle	3.9	0.5	271	26.2	26.2	8.0	8.0	28.7	28.7	78.5	78.5	5.4		25.5		16		89							<0.2		1.5	
						3.9	0.5	273	26.2		8.0		28.7		78.5		5.4		25.8		14		90										
					Bottom	6.8	0.4	253	26.2	26.2	8.0	8.0	28.8	28.8	80.5	81.0	5.5	5.6	33.7		30		92							<0.2		1.7	
						6.8	0.5	263	26.2		8.0		28.8		81.4		5.6		35.3		31		92										
22-Sep-16	Cloudy	Moderate	11:32	7.6	Surface	1.0	0.6	286	26.5	26.5	7.9	7.9	27.5	27.5	82.4	82.4	5.7	5.7	4.2	11.0	3	9	86	90	822248	809849	N/A	N/A	N/A	<0.2	<0.2	1.8	1.7
						1.0	0.6	305	26.5		7.9		27.5		82.3		5.7		4.8		4		87										
					Middle	3.8	0.6	293	26.3	26.3	7.9	7.9	28.4	28.4	81.6	81.7	5.6		10.2		4		89							<0.2		1.7	
						3.8	0.6	312	26.3		7.9		28.3		81.7		5.6		10.7		5		90										
					Bottom	6.6	0.5	294	26.2	26.2	8.0	8.0	28.6	28.6	82.6	82.8	5.7	5.7	18.3		17		93							<0.2		1.5	
						6.6	0.6	315	26.2		8.0		28.6		82.9		5.7		17.8		18		92										
24-Sep-16	Cloudy	Moderate	14:02	7.3	Surface	1.0	0.4	239	26.6	26.6	7.8	7.8	25.2	25.2	88.3	88.3	6.2	6.0	2.5	4.2	2	6	83	89	822241	809835	N/A	N/A	N/A	<0.2	<0.2	1.9	1.6
						1.0	0.4	256	26.6		7.8		25.2		88.2		6.1		2.4		2		84										
					Middle	3.7	0.4	271	26.4	26.4	7.9	7.9	28.5	28.5	84.3	84.4	5.8		3.8		5		91							<0.2		1.6	
						3.7	0.4	276	26.4		7.9		28.4		84.4		5.8		3.9		5		90										
					Bottom	6.3	0.4	277	26.3	26.3	7.9	7.9	29.3	29.3	86.0	86.0	5.9	5.9	6.4		11		92							<0.2		1.3	
						6.3	0.4	294	26.3		7.9		29.3		86.0		5.9		6.4		9		92										
27-Sep-16	Fine	Moderate	16:50	7.3	Surface	1.0	0.7	127	27.3	27.3	7.9	7.9	25.3	25.3	86.8	86.8	6.0	5.9	2.3	4.8	4	5	85	89	822239	809836	N/A	N/A	N/A	<0.2	<0.2	3.1	2.4
						1.0	0.7	127	27.3		7.9		25.3		86.8		6.0		2.4		4		86										
					Middle	3.7	0.5	117	27.0	27.0	7.9	7.9	27.2	27.2	84.2	84.3	5.8		4.2		5		91							<0.2		2.4	
						3.7	0.6	124	27.0		7.9		27.2		84.3		5.8		4.2		4		90										
					Bottom	6.3	0.6	107	26.6	26.6	7.9	7.9	29.1	29.1	85.2	85.3	5.8	5.8	7.8		8		92							<0.2		1.6	
						6.3	0.6	110	26.6		7.9		29.0		85.3		5.8		7.7		6		92										
29-Sep-16	Cloudy	Rough	17:45	7.9	Surface	1.0	0.5	120	26.2	26.2	7.9	7.9	26.4	26.4	94.0	94.1	6.6	6.6	3.5	6.4	2	4	83	88	822225	809836	N/A	N/A	N/A	<0.2	<0.2	1.9	1.8
						1.0	0.5	124	26.2		7.9		26.4		94.1		6.6		3.6		2		84										
					Middle	4.0	0.5	110	26.3	26.3	7.9	7.9	26.6	26.6	93.3	93.4	6.5		5.6		4		89							<0.2		1.9	
						4.0	0.5	114	26.3		7.9		26.6		93.4		6.5		5.7		4		89										
					Bottom	6.9	0.5	108	26.3	26.3	7.9	7.9	27.4	27.4	94.2	94.3	6.5	6.5	9.9		6		91							<0.2		1.7	
						6.9	0.5	118	26.3		7.9		27.4		94.4		6.5		9.8		7		92										

DA: Depth-Averaged
Calm: Small or no wave; Moderate: Between calm and rough; Rough : White capped or rougher

Expansion of Hong Kong International Airport into a Three-Runway System
Baseline Water Quality Monitoring
Water Quality Monitoring Results at IM11 during Mid-Ebb Tide

Date	Weather Condition	Sea Condition	Sampling Time	Water Depth (m)	Sampling Depth (m)		Current Speed (m/s)	Current Direction	Water Temperature (°C) Value	Water Temperature (°C) Average	pH Value	pH Average	Salinity (ppt) Value	Salinity (ppt) Average	DO Saturation (%) Value	DO Saturation (%) Average	Dissolved Oxygen (mg/L) Value	Dissolved Oxygen (mg/L) DA	Turbidity(NTU) Value	Turbidity(NTU) DA	Suspended Solids (mg/L) Value	Suspended Solids (mg/L) DA	Total Alkalinity (ppm) Value	Total Alkalinity (ppm) DA	Coordinate HK Grid (Northing)	Coordinate HK Grid (Easting)	Observed construction activities <100m from location	Observed construction activities >100m from location	Other Observations	Chromium (µg/L) Value	Chromium (µg/L) DA	Nickel (µg/L) Value	Nickel (µg/L) DA
1-Sep-16	Rainy	Moderate	12:19	9.2	Surface	1.0	0.9	84	26.3	26.3	8.0	8.0	25.4	25.4	79.2	79.2	5.5	5.6	9.1	12.4	8	8	85	89	821486	810530	N/A	N/A	N/A	<0.2	<0.2	1.7	1.8
						1.0	1.0	84	26.3		8.0		25.4		79.2		5.5		9.1		8		86							<0.2		1.8	
					Middle	4.6	0.8	97	26.3	26.3	8.0	8.0	25.4	25.4	79.3	79.3	5.6		10.9		8		90							<0.2		2.0	
						4.6	0.8	101	26.3		8.0		25.4		79.3		5.6		11.0		8		89							<0.2		2.0	
					Bottom	8.2	0.6	99	26.2	26.2	8.0	8.0	25.7	25.7	79.8	79.9	5.6	5.6	17.1		8		92							<0.2		1.6	
						8.2	0.6	99	26.2		8.0		25.7		79.9		5.6		17.3		9		92							<0.2		1.5	
3-Sep-16	Cloudy	Moderate	13:34	6.8	Surface	1.0	0.8	128	27.4	27.4	7.8	7.8	24.4	24.4	77.0	77.0	5.3	5.3	7.4	15.3	7	8	83	88	821496	810546	N/A	N/A	N/A	<0.2	<0.2	2.1	1.9
						1.0	0.9	136	27.4		7.8		24.4		77.0		5.3		7.5		6		84							<0.2		2.2	
					Middle	3.4	0.8	117	26.8	26.8	7.9	7.9	26.3	26.3	76.6	76.6	5.3		14.9		7		89							<0.2		1.8	
						3.4	0.8	122	26.8		7.9		26.3		76.6		5.3		15.2		8		89							<0.2		1.8	
					Bottom	5.8	0.6	103	26.7	26.7	7.9	7.9	27.6	27.6	78.7	78.8	5.4	5.4	23.6		10		91							<0.2		1.6	
						5.8	0.7	108	26.7		7.9		27.6		78.8		5.4		23.3		10		91							<0.2		1.8	
6-Sep-16	Cloudy	Moderate	15:06	7.1	Surface	1.0	0.6	140	26.7	26.7	7.8	7.8	23.5	23.5	73.8	73.8	5.2	5.1	7.8	16.4	5	15	83	89	821520	810549	N/A	N/A	N/A	<0.2	<0.2	2.0	1.7
						1.0	0.6	150	26.7		7.8		23.5		73.8		5.2		7.8		4		85							<0.2		2.0	
					Middle	3.6	0.6	159	26.4	26.4	7.9	7.9	27.4	27.4	71.9	72.0	5.0		14.9		4		90							<0.2		2.0	
						3.6	0.6	162	26.4		7.9		27.3		72.0		5.0		14.9		5		90							<0.2		2.1	
					Bottom	6.1	0.6	139	26.3	26.3	7.9	7.9	27.8	27.8	72.2	72.2	5.0	5.0	26.6		36		92							<0.2		1.0	
						6.1	0.6	144	26.3		7.9		27.8		72.2		5.0		26.6		37		91							<0.2		1.3	
8-Sep-16	Cloudy	Moderate	16:19	8.0	Surface	1.0	0.3	144	27.1	27.1	7.9	7.9	16.5	16.5	85.0	85.0	6.2	5.9	2.9	4.1	2	2	85	89	821488	810552	N/A	N/A	N/A	<0.2	<0.2	3.6	3.1
						1.0	0.4	154	27.1		7.9		16.5		84.9		6.2		2.9		3		84							<0.2		3.7	
					Middle	4.0	0.4	153	26.5	26.5	7.9	7.9	20.6	20.6	78.8	78.7	5.6		3.0		2		89							<0.2		3.3	
						4.0	0.4	161	26.5		7.9		20.6		78.6		5.6		3.1		<2		90							<0.2		3.2	
					Bottom	7.0	0.3	130	26.1	26.1	7.8	7.8	23.8	23.8	71.3	71.3	5.1	5.1	6.4		2		91							<0.2		2.4	
						7.0	0.3	139	26.1		7.8		23.8		71.3		5.1		6.4		2		93							<0.2		2.3	
10-Sep-16	Rainy	Moderate	07:06	7.7	Surface	1.0	0.3	140	26.5	26.5	7.9	7.9	18.1	18.2	74.1	74.1	5.4	5.3	2.9	3.1	3	3	86	89	821512	810531	N/A	N/A	N/A	<0.2	<0.2	3.8	3.1
						1.0	0.3	147	26.5		7.9		18.2		74.1		5.4		2.9		2		86							<0.2		3.5	
					Middle	3.9	0.3	240	26.4	26.4	7.9	7.9	19.5	19.5	71.3	71.3	5.2		2.9		3		89							<0.2		2.8	
						3.9	0.3	251	26.4		7.9		19.5		71.2		5.1		2.8		2		91							<0.2		2.8	
					Bottom	6.7	0.3	161	26.1	26.1	7.9	7.9	25.5	25.5	70.4	70.6	4.9	5.0	3.4		3		92							<0.2		2.8	
						6.7	0.3	171	26.1		7.9		25.5		70.7		5.0		3.4		4		92							<0.2		2.8	
13-Sep-16	Cloudy	Moderate	10:14	8.2	Surface	1.0	0.3	205	26.7	26.7	8.1	8.1	22.6	22.6	85.7	85.6	6.1	5.4	2.1	4.1	2	2	83	88	821483	810526	N/A	N/A	N/A	<0.2	<0.2	2.6	2.4
						1.0	0.3	225	26.7		8.1		22.6		85.4		6.0		2.2		2		85							<0.2		2.4	
					Middle	4.1	0.3	211	26.6	26.6	8.0	8.0	24.5	24.5	69.2	69.1	4.8		3.2		<2		89							<0.2		2.6	
						4.1	0.3	214	26.6		8.0		24.5		69.0		4.8		3.2		<2		90							<0.2		2.4	
					Bottom	7.2	0.4	241	26.0	26.0	8.0	8.0	29.6	29.6	59.1	59.1	4.1	4.1	6.9		2		92							<0.2		2.2	
						7.2	0.4	259	26.0		8.0		29.6		59.1		4.1		6.9		<2		91							<0.2		2.4	
15-Sep-16	Cloudy	Moderate	12:07	7.6	Surface	1.0	0.4	156	27.0	27.0	8.1	8.1	24.0	24.0	88.0	87.9	6.1	5.9	4.4	9.2	3	5	85	88	821493	810548	N/A	N/A	N/A	<0.2	<0.2	1.6	1.4
						1.0	0.4	157	26.9		8.1		24.0		87.7		6.1		4.5		3		83							<0.2		1.5	
					Middle	3.8	0.4	145	26.6	26.6	8.0	8.0	25.7	25.7	80.0	80.0	5.6		8.3		4		90							<0.2		1.4	
						3.8	0.4	154	26.6		8.0		25.7		80.0		5.6		8.3		6		90							<0.2		1.4	
					Bottom	6.6	0.5	141	26.5	26.5	8.0	8.0	27.1	27.1	78.0	78.0	5.4	5.4	14.7		6		92							<0.2		1.2	
						6.6	0.5	146	26.5		8.0		27.1		78.0		5.4		14.7		5		90							<0.2		1.3	
17-Sep-16	Fine	Moderate	12:03	8.0	Surface	1.0	0.6	76	27.3	27.3	7.8	7.8	25.8	25.8	72.5	72.4	5.0	4.9	9.0	16.7	6	11	83	89	821518	810543	N/A	N/A	N/A	<0.2	<0.2	1.9	1.6
						1.0	0.7	83	27.3		7.8		25.8		72.3		5.0		9.2		6		82							<0.2		1.9	
					Middle	4.0	0.7	91	26.7	26.7	7.8	7.8	27.8	27.8	69.2	69.2	4.7		14.9		7		90							<0.2		1.4	
						4.0	0.7	94	26.7		7.8		27.8		69.1		4.7		15.6		8		91							<0.2		1.5	
					Bottom	7.0	0.6	95	26.6	26.6	7.8	7.8	28.2	28.2	68.6	68.7	4.7	4.7	24.8		21		93							<0.2		1.3	
						7.0	0.7	96	26.6		7.8		28.2		68.8		4.7		26.6		20		93							<0.2		1.4	
20-Sep-16	Cloudy	Calm	14:22	8.9	Surface	1.0	0.5	108	26.5	26.5	8.1	8.1	28.2	28.3	79.8	79.8	5.5	5.6	9.4	13.6	5	13	84	88	821499	810561	N/A	N/A	N/A	<0.2	<0.2	2.0	1.7
						1.0	0.5	109	26.5		8.1		28.3		79.8		5.5		9.5		5		83							<0.2		1.8	
					Middle	4.5	0.5	114	26.2	26.2	8.1	8.1	28.6	28.6	82.5	82.6	5.7		14.4		11		89							<0.2		1.5	
						4.5	0.5	116	26.2		8.1		28.6		82.7		5.7		14.6		10		90							<0.2		1.6	
					Bottom	7.9	0.5	114	26.2	26.2	8.1	8.1	29.1	29.1	89.0	89.0	6.1	6.1	16.9		22		91							<0.2		1.7	
						7.9	0.5	125	26.2		8.1		29.1		89.0		6.1		16.6		22		92							<0.2		1.3	
22-Sep-16	Cloudy	Moderate	16:25	8.6	Surface	1.0	0.4	130	26.6	26.6	7.9	7.9	27.0	27.0	86.3	86.3	6.0	5.8	3.8	6.5	7	7	84	90	821519	810548	N/A	N/A	N/A	<0.2	<0.2	2.1	1.9
						1.0	0.4	136	26.6		7.9		27.0		86.2		5.9		3.9		5		86							<0.2		2.3	
					Middle	4.3	0.3	145	26.3	26.3	7.9	7.9	29.2	29.2	81.8	81.8	5.6		6.4		6		90							<0.2		1.5	
						4.3	0.4	150	26.3		7.9		29.2		81.8		5.6		6.5		5		91							<0.2		1.7	
					Bottom	7.6	0.3	163	26.2	26.2	7.9	7.9	29.6	29.6	82.1	82.2	5.6	5.6	9.2		10		93							<0.2		1.8	
						7.6	0.3	164	26.2		7.9		29.6		82.2		5.6		9.3		10		94							<0.2		1.7	
24-Sep-16	Fine	Moderate	06:33	7.2	Surface	1.0	0.6	166	26.7	26.7	7.9	7.9	27.5	27.5	87.0	87.0	6.0	5.9	1.8	2.5	4	5	85	89	821517	810559	N/A	N/A	N/A	<0.2	<0.2	2.2	2.0
						1.0	0.7	182	26.7		7.9		27.5		87.0		6.0		1.8		5		84							<0.2		2.0	
					Middle	3.6	0.5	181	26.4	26.4	7.9	7.9	28.8	28.8	85.1	85.1	5.8		2.4		4		90							<0.2		2.1	
						3.6	0.5	184	26.4		7.9		28.8		85.1		5.8		2.4		3		89							<0.2		2.0	
					Bottom	6.2	0.6	190	26.2	26.2	7.9	7.9	29.5	29.5	89.8	91.3	6.1	6.3	3.6		6		92							<0.2		2.0	
						6.2	0.6	194	26.2		7.9		29.5		92.8		6.4		3.2		8		92							<0.2		1.7	
27-Sep-16	Fine	Moderate	10:58	8.2	Surface	1.0	0.6	152	27.3	27.3	7.9	7.9	23.7	23.7	90.2	90.2	6.3	6.2	1.1	3.8	2	2	83	87	821511	810534	N/A	N/A	N/A	<0.2	<0.2	2.5	2.4
						1.0	0.6	163	27.3		7.9		23.7		90.2		6.3		1.2		<2		75							<0.2		2.5	
					Middle	4.1	0.5	153	26.9	26.9	7.9	7.9	26.6	26.6	88.1	88.1	6.1		2.3		3		90							<0.2		2.3	
						4.1	0.6	166	26.9		7.9		26.6		88.0		6.1		2.3		2		89							<0.2		2.4	
					Bottom	7.2	0.4	149	26.5	26.5	7.9	7.9	29.3	29.3	85.7	85.8	5.8	5.8	7.9		<2		93							<0.2		2.3	
						7.2	0.5	156	26.5		7.9		29.3		85.8		5.8		7.8		<2		92							<0.2		2.4	
29-Sep-16	Cloudy	Moderate	12:01	7.3	Surface	1.0	0.7	124	26.1	26.1	7.9	7.9	26.6	26.6	94.9	94.9	6.6	6.5	3.8	7.5	3	6	84	89	821506	810532	N/A	N/A	N/A	<0.2	<0.2	2.0	2.0
						1.0	0.7	126	26.1		7.9		26.6		94.9		6.6		3.8		3		85							<0.2		1.9	
					Middle	3.7	0.7	124	26.1	26.1	7.9	7.9	27.3	27.3	92.7	92.7	6.4		7.7		6		90							<0.2		2.2	
						3.7	0.7	133	26.1		7.9		27.3		92.7		6.4		7.8		4		89							<0.2		2.0	
					Bottom	6.3	0.6	111	26.3	26.3	7.9	7.9	27.7	27.7	92.6	92.7	6.4	6.4	10.8		9		92							<0.2		1.9	
						6.3	0.7	118	26.3		7.9		27.7		92.7		6.4		10.8		10		92							<0.2		1.8	

DA: Depth-Averaged
Calm: Small or no wave; Moderate: Between calm and rough; Rough : White capped or rougher

Expansion of Hong Kong International Airport into a Three-Runway System
Baseline Water Quality Monitoring
Water Quality Monitoring Results at IM11 during Mid-Flood Tide

Date	Weather Condition	Sea Condition	Sampling Time	Water Depth (m)	Sampling Depth (m)		Current Speed (m/s)	Current Direction	Water Temperature (°C) Value	Water Temperature (°C) Average	pH Value	pH Average	Salinity (ppt) Value	Salinity (ppt) Average	DO Saturation (%) Value	DO Saturation (%) Average	Dissolved Oxygen (mg/L) Value	Dissolved Oxygen (mg/L) DA	Turbidity(NTU) Value	Turbidity(NTU) DA	Suspended Solids (mg/L) Value	Suspended Solids (mg/L) DA	Total Alkalinity (ppm) Value	Total Alkalinity (ppm) DA	Coordinate HK Grid (Northing)	Coordinate HK Grid (Easting)	Observed construction activities <100m from location	Observed construction activities >100m from location	Other Observations	Chromium (µg/L) Average	Chromium (µg/L) DA	Nickel (µg/L) Average	Nickel (µg/L) DA
1-Sep-16	Cloudy	Moderate	06:03	7.7	Surface	1.0	0.5	263	26.3	26.3	7.8	7.8	22.5	22.5	68.4	68.4	4.9	4.9	5.1	6.9	4	5	84	89	821489	810557	N/A	N/A	N/A	<0.2	<0.2	2.2	2.2
						1.0	0.5	276	26.3		7.8		22.4		68.4		4.9		5.2		5		85										
					Middle	3.9	0.5	282	26.3	26.3	7.9	7.9	23.0	23.0	68.8	68.9	4.9		6.2		6		90										
						3.9	0.6	282	26.3		7.9		23.0		68.9		4.9		6.3		5		89										
					Bottom	6.7	0.5	288	26.3	26.3	7.9	7.9	23.9	23.9	72.6	72.6	5.1	5.1	9.2		5		93							<0.2		2.0	
						6.7	0.5	291	26.3		7.9		23.9		72.6		5.1		9.2		6		92										
3-Sep-16	Cloudy	Moderate	07:22	7.9	Surface	1.0	0.3	183	26.7	26.7	7.8	7.8	22.2	22.2	75.0	75.0	5.3	5.3	8.9	17.9	7	8	83	89	821512	810526	N/A	N/A	N/A	<0.2	<0.2	2.5	2.3
						1.0	0.3	183	26.7		7.8		22.2		75.0		5.3		8.9		8		86										
					Middle	4.0	0.3	181	26.7	26.7	7.8	7.8	22.3	22.3	74.4	74.4	5.3		13.0		8		90							<0.2		2.5	
						4.0	0.3	183	26.7		7.8		22.3		74.3		5.3		13.3		8		89										
					Bottom	6.9	0.3	203	26.6	26.6	7.8	7.8	23.3	23.3	74.5	74.5	5.3	5.3	31.5		7		92							<0.2		2.0	
						6.9	0.3	205	26.6		7.8		23.3		74.5		5.3		31.5		7		92										
6-Sep-16	Cloudy	Moderate	09:31	8.1	Surface	1.0	0.5	248	26.4	26.4	7.8	7.8	24.3	24.3	71.7	71.7	5.1	5.0	4.3	14.1	4	5	83	88	821489	810555	N/A	N/A	N/A	<0.2	<0.2	1.9	2.0
						1.0	0.6	271	26.4		7.8		24.3		71.7		5.0		4.3		6		82										
					Middle	4.1	0.6	263	26.3	26.3	7.9	7.9	24.4	24.4	70.8	70.8	5.0		6.2		4		91							<0.2		1.9	
						4.1	0.7	280	26.3		7.8		24.4		70.8		5.0		6.3		5		89										
					Bottom	7.1	0.5	250	26.1	26.1	7.9	7.9	26.6	26.6	70.8	70.8	4.9	4.9	31.6		5		93							<0.2		2.2	
						7.1	0.6	251	26.1		7.9		26.6		70.8		4.9		31.6		6		92										
8-Sep-16	Cloudy	Moderate	11:44	8.6	Surface	1.0	0.4	235	26.3	26.3	7.9	7.9	20.4	20.4	75.3	75.3	5.4	5.1	4.0	9.9	3	6	83	88	821482	810546	N/A	N/A	N/A	<0.2	<0.2	2.5	2.2
						1.0	0.4	244	26.3		7.9		20.4		75.3		5.4		4.1		3		83										
					Middle	4.3	0.3	230	26.0	26.0	7.9	7.9	24.3	24.3	66.9	66.9	4.7		11.2		3		89							<0.2		2.5	
						4.3	0.4	242	26.0		7.9		24.3		66.8		4.7		11.2		3		89										
					Bottom	7.6	0.3	223	26.0	26.0	7.9	7.9	25.6	25.6	66.6	66.6	4.7	4.7	14.4		11		93							<0.2		1.8	
						7.6	0.3	242	26.0		7.9		25.6		66.6		4.7		14.4		11		92										
10-Sep-16	Rainy	Moderate	14:43	8.5	Surface	1.0	0.5	144	26.3	26.3	7.9	7.9	10.7	10.7	80.3	80.3	6.1	5.4	4.2	5.1	3	4	83	89	821519	810559	N/A	N/A	N/A	<0.2	<0.2	4.2	3.7
						1.0	0.5	144	26.3		7.9		10.7		80.3		6.1		4.2		4		83										
					Middle	4.3	0.4	129	26.3	26.3	7.9	7.9	19.1	19.1	65.4	65.3	4.7		5.0		4		90							<0.2		3.7	
						4.3	0.4	132	26.2		7.9		19.1		65.2		4.7		5.1		4		90										
					Bottom	7.5	0.3	134	26.0	26.0	7.9	7.9	24.9	24.9	65.9	66.0	4.7	4.7	5.9		3		92							<0.2		3.4	
						7.5	0.3	135	26.0		7.9		24.8		66.0		4.7		5.9		4		93										
13-Sep-16	Cloudy	Moderate	17:11	8.1	Surface	1.0	0.5	108	27.6	27.6	8.2	8.2	21.2	21.2	113.1	113.0	7.9	7.3	3.1	6.0	3	4	84	88	821500	810533	N/A	N/A	N/A	<0.2	<0.2	2.7	2.6
						1.0	0.5	110	27.6		8.2		21.2		112.8		7.9		3.1		3		83										
					Middle	4.1	0.5	88	27.0	27.0	8.1	8.1	24.3	24.5	95.7	95.7	6.7		4.4		3		89							<0.2		2.6	
						4.1	0.5	93	27.0		8.1		24.6		95.7		6.7		4.5		5		89										
					Bottom	7.1	0.6	106	26.5	26.5	8.0	8.0	27.1	27.1	76.3	76.4	5.3	5.3	10.4		4		92							<0.2		2.6	
						7.1	0.6	107	26.5		8.0		27.1		76.4		5.3		10.2		4		91										
15-Sep-16	Cloudy	Moderate	17:58	6.9	Surface	1.0	0.6	121	26.8	26.8	8.1	8.1	22.7	22.7	99.0	99.0	7.0	7.0	5.1	5.3	5	7	83	89	821483	810529	N/A	N/A	N/A	<0.2	<0.2	2.8	2.4
						1.0	0.7	127	26.8		8.1		22.7		99.0		7.0		5.1		6		85										
					Middle	3.5	0.6	106	26.8	26.8	8.1	8.1	22.9	22.9	98.0	98.0	6.9		5.2		7		89							<0.2		2.4	
						3.5	0.6	107	26.8		8.1		22.9		97.9		6.9		5.2		8		90										
					Bottom	5.9	0.4	96	26.8	26.8	8.1	8.1	23.1	23.1	97.4	97.4	6.9	6.9	5.7		6		92							<0.2		1.9	
						5.9	0.5	99	26.8		8.1		23.1		97.4		6.9		5.7		7		93										
17-Sep-16	Fine	Moderate	06:56	8.5	Surface	1.0	0.3	133	26.8	26.8	7.8	7.8	26.0	26.1	73.9	73.8	5.1	5.0	9.9	16.8	11	14	82	89	821490	810534	N/A	N/A	N/A	<0.2	<0.2	2.0	1.9
						1.0	0.4	145	26.8		7.8		26.1		73.6		5.1		10.5		10		83										
					Middle	4.3	0.3	154	26.7	26.7	7.8	7.8	26.4	26.4	71.5	71.5	4.9		16.5		13		90							<0.2		2.2	
						4.3	0.3	164	26.7		7.8		26.4		71.4		4.9		16.9		14		90										
					Bottom	7.5	0.3	198	26.6	26.6	7.8	7.8	27.0	27.0	71.9	72.4	5.0	5.0	23.0		18		92							<0.2		1.6	
						7.5	0.3	212	26.6		7.8		27.0		72.9		5.0		24.2		18		97										
20-Sep-16	Cloudy	Rough	10:00	8.1	Surface	1.0	0.6	275	25.0	25.0	8.0	8.0	28.3	28.3	96.6	96.6	6.8	6.1	8.0	22.2	16	17	84	89	821513	810542	N/A	N/A	N/A	<0.2	<0.2	1.9	1.9
						1.0	0.6	296	25.0		8.0		28.3		96.6		6.8		8.0		15		87										
					Middle	4.1	0.5	276	26.2	26.2	8.0	8.0	28.7	28.7	77.6	77.6	5.3		25.6		16		90							<0.2		1.9	
						4.1	0.5	298	26.2		8.0		28.7		77.6		5.3		25.6		17		89										
					Bottom	7.1	0.5	271	26.2	26.2	8.0	8.0	28.8	28.8	77.5	77.5	5.3	5.3	32.8		19		92							<0.2		1.9	
						7.1	0.5	275	26.2		8.0		28.8		77.5		5.3		33.1		20		91										
22-Sep-16	Cloudy	Moderate	11:24	8.2	Surface	1.0	0.5	282	26.5	26.5	7.9	7.9	27.6	27.6	82.6	82.6	5.7	5.7	3.9	9.6	4	8	86	90	821484	810552	N/A	N/A	N/A	<0.2	<0.2	1.7	1.7
						1.0	0.5	282	26.5		7.9		27.6		82.6		5.7		4.1		3		86										
					Middle	4.1	0.4	277	26.2	26.2	8.0	8.0	28.5	28.5	82.6	82.6	5.7		8.6		7		90							<0.2		1.8	
						4.1	0.4	283	26.2		8.0		28.5		82.6		5.7		8.9		6		91										
					Bottom	7.2	0.4	271	26.2	26.2	8.0	8.0	29.2	29.2	84.6	84.6	5.8	5.8	16.0		13		92							<0.2		1.7	
						7.2	0.4	284	26.2		8.0		29.2		84.6		5.8		15.9		13		93										
24-Sep-16	Cloudy	Moderate	14:10	8.0	Surface	1.0	0.5	248	26.8	26.8	7.8	7.8	26.2	26.2	91.0	91.0	6.3	6.2	2.0	3.1	3	4	84	89	821483	810531	N/A	N/A	N/A	<0.2	<0.2	1.5	1.5
						1.0	0.5	271	26.8		7.8		26.2		90.9		6.3		1.9		4		85										
					Middle	4.0	0.4	254	26.5	26.5	7.9	7.9	27.6	27.6	87.2	87.2	6.0		2.6		4		90							<0.2		1.7	
						4.0	0.4	267	26.5		7.9		27.6		87.1		6.0		2.7		3		90										
					Bottom	7.0	0.5	250	26.3	26.4	7.9	7.9	28.1	28.1	87.7	88.2	6.0	6.1	4.9		5		92							<0.2		1.5	
						7.0	0.5	269	26.4		7.9		28.1		88.7		6.1		4.4		7		93										
27-Sep-16	Fine	Moderate	16:59	7.4	Surface	1.0	0.6	112	27.6	27.6	7.9	7.9	23.5	23.5	93.1	93.1	6.4	6.4	1.7	1.9	5	5	85	89	821514	810564	N/A	N/A	N/A	<0.2	<0.2	2.7	2.4
						1.0	0.6	119	27.6		7.9		23.5		93.1		6.4		1.7		4		86										
					Middle	3.7	0.6	90	27.4	27.4	7.9	7.9	24.6	24.6	91.0	91.0	6.3		2.0		4		90							<0.2		1.9	
						3.7	0.7	96	27.4		7.9		24.6		91.0		6.3		2.0		4		89										
					Bottom	6.4	0.6	96	27.3	27.3	7.8	7.8	24.8	24.8	92.9	93.0	6.4	6.4	2.1		5		92							<0.2		2.5	
						6.4	0.7	96	27.3		7.8		24.8		93.0		6.4		2.1		5		92										
29-Sep-16	Cloudy	Rough	17:51	7.2	Surface	1.0	0.5	120	26.2	26.2	7.9	7.9	26.6	26.6	94.7	94.7	6.6	6.6	5.3	6.1	6	8	84	89	821520	810528	N/A	N/A	N/A	<0.2	<0.2	1.7	1.7
						1.0	0.5	127	26.2		7.9		26.6		94.7		6.6		5.3		8		85										
					Middle	3.6	0.5	113	26.2	26.2	7.9	7.9	26.7	26.7	95.3	95.3	6.6		6.0		6		90							<0.2		1.9	
						3.6	0.5	121	26.2		7.9		26.7		95.3		6.6		6.0		7		91										
					Bottom	6.2	0.5	108	26.2	26.2	7.9	7.9	26.8	26.8	98.1	98.2	6.8	6.8	7.0		9		92							<0.2		1.7	
						6.2	0.5	110	26.2		7.9		26.8		98.2		6.8		7.0		10		93										

DA: Depth-Averaged
Calm: Small or no wave; Moderate: Between calm and rough; Rough : White capped or rougher

Expansion of Hong Kong International Airport into a Three-Runway System
Baseline Water Quality Monitoring
Water Quality Monitoring Results at IM12 during Mid-Ebb Tide

Date	Weather Condition	Sea Condition	Sampling Time	Water Depth (m)	Sampling Depth (m)		Current Speed (m/s)	Current Direction	Water Temperature (°C) Value	Water Temperature (°C) Average	pH Value	pH Average	Salinity (ppt) Value	Salinity (ppt) Average	DO Saturation (%) Value	DO Saturation (%) Average	Dissolved Oxygen (mg/L) Value	Dissolved Oxygen (mg/L) DA	Turbidity(NTU) Value	Turbidity(NTU) DA	Suspended Solids (mg/L) Value	Suspended Solids (mg/L) DA	Total Alkalinity (ppm) Value	Total Alkalinity (ppm) DA	Coordinate HK Grid (Northing)	Coordinate HK Grid (Easting)	Observed construction activities <100m from location	Observed construction activities >100m from location	Other Observations	Chromium (µg/L) Value	Chromium (µg/L) DA	Nickel (µg/L) Value	Nickel (µg/L) DA
1-Sep-16	Rainy	Moderate	12:28	9.5	Surface	1.0	0.9	94	26.3	26.3	8.0	8.0	25.4	25.4	79.0	79.0	5.5	5.5	8.0	8.6	8	8	84	89	821175	811518	N/A	N/A	N/A	<0.2	<0.2	1.0	1.2
						1.0	0.9	96	26.3		8.0		25.4		79.0		5.5		8.0		8		85							<0.2		1.1	
					Middle	4.8	0.8	92	26.3	26.3	8.0	8.0	25.4	25.4	78.9	78.9	5.5		8.4		7		90							<0.2		1.1	
						4.8	0.9	99	26.3		8.0		25.4		78.9		5.5		8.4		8		89							<0.2		1.4	
					Bottom	8.5	0.6	94	26.3	26.3	8.0	8.0	25.4	25.4	78.9	79.0	5.5	5.5	9.4		7		93							<0.2		1.5	
						8.5	0.7	95	26.3		8.0		25.4		79.0		5.5		9.5		7		92							<0.2		1.3	
3-Sep-16	Cloudy	Moderate	13:41	9.3	Surface	1.0	0.9	111	27.4	27.4	7.9	7.9	24.3	24.3	82.8	82.8	5.7	5.5	6.2	19.6	4	4	83	89	821173	811509	N/A	N/A	N/A	<0.2	<0.2	2.5	2.1
						1.0	0.9	114	27.4		7.9		24.3		82.7		5.7		6.2		4		84							<0.2		2.4	
					Middle	4.7	0.7	98	26.7	26.7	7.9	7.9	26.7	26.7	76.6	76.6	5.3		22.5		5		89							<0.2		1.9	
						4.7	0.7	106	26.7		7.9		26.7		76.6		5.3		22.4		4		90							<0.2		1.9	
					Bottom	8.3	0.6	93	26.6	26.6	7.9	7.9	27.4	27.4	77.8	77.8	5.4	5.4	30.2		4		93							<0.2		1.9	
						8.3	0.6	102	26.6		7.9		27.4		77.8		5.4		30.2		5		92							<0.2		1.8	
6-Sep-16	Cloudy	Moderate	15:12	9.4	Surface	1.0	0.7	110	26.7	26.7	7.8	7.8	23.3	23.3	76.7	76.7	5.4	5.3	3.0	6.9	4	5	85	89	821148	811505	N/A	N/A	N/A	<0.2	<0.2	1.9	1.9
						1.0	0.8	115	26.7		7.8		23.3		76.6		5.4		3.0		4		85							<0.2		2.1	
					Middle	4.7	0.7	107	26.5	26.5	7.8	7.8	24.9	24.9	73.7	73.7	5.2		4.2		4		90							<0.2		1.8	
						4.7	0.8	116	26.5		7.8		24.9		73.7		5.2		4.2		4		90							<0.2		1.7	
					Bottom	8.4	0.5	98	26.3	26.3	7.8	7.8	26.7	26.7	71.2	71.2	4.9	4.9	13.3		8		92							<0.2		1.7	
						8.4	0.5	106	26.3		7.8		26.7		71.2		4.9		13.5		8		92							<0.2		1.9	
8-Sep-16	Cloudy	Moderate	16:26	8.6	Surface	1.0	0.4	116	27.1	27.1	8.0	8.0	16.2	16.2	85.5	85.5	6.2	5.5	2.9	5.6	2	2	86	90	821143	811525	N/A	N/A	N/A	<0.2	<0.2	3.4	2.9
						1.0	0.5	121	27.1		8.0		16.2		85.5		6.2		2.9		<2		85							<0.2		3.4	
					Middle	4.3	0.3	131	26.1	26.1	7.9	7.9	24.0	24.0	67.7	67.7	4.8		4.2		<2		91							<0.2		2.8	
						4.3	0.3	135	26.1		7.9		24.0		67.7		4.8		4.1		2		90							<0.2		2.9	
					Bottom	7.6	0.3	152	25.9	25.9	7.9	7.9	25.8	25.8	62.0	62.1	4.4	4.4	9.7		2		93							<0.2		2.1	
						7.6	0.3	157	25.9		7.9		25.8		62.1		4.4		9.7		2		92							<0.2		2.5	
10-Sep-16	Rainy	Moderate	06:59	8.3	Surface	1.0	0.4	132	26.3	26.3	7.9	7.9	12.9	12.9	77.5	77.5	5.8	5.5	3.2	3.2	3	3	85	89	821165	811521	N/A	N/A	N/A	<0.2	<0.2	3.2	3.1
						1.0	0.4	138	26.3		7.9		12.9		77.5		5.8		3.2		2		83							<0.2		3.3	
					Middle	4.2	0.4	252	26.3	26.3	7.9	7.9	18.5	18.5	71.0	71.0	5.2		3.1		2		89							<0.2		3.2	
						4.2	0.4	276	26.3		7.9		18.5		70.9		5.2		3.1		3		90							<0.2		3.0	
					Bottom	7.3	0.3	197	26.2	26.2	7.9	7.9	23.6	23.6	71.8	71.9	5.1	5.1	3.2		4		92							<0.2		3.0	
						7.3	0.3	197	26.2		7.9		23.5		71.9		5.1		3.2		3		93							<0.2		3.1	
13-Sep-16	Cloudy	Moderate	10:05	9.5	Surface	1.0	0.5	284	26.5	26.5	8.1	8.1	23.4	23.4	85.8	85.8	6.1	5.9	1.8	1.9	2	2	85	89	821149	811508	N/A	N/A	N/A	<0.2	<0.2	2.5	2.4
						1.0	0.5	300	26.5		8.1		23.4		85.7		6.0		1.8		<2		83							<0.2		2.5	
					Middle	4.8	0.6	280	26.4	26.4	8.0	8.0	24.6	24.6	81.8	81.8	5.7		1.9		<2		89							<0.2		2.5	
						4.8	0.7	281	26.4		8.0		24.6		81.8		5.7		1.9		<2		90							<0.2		2.3	
					Bottom	8.5	0.4	257	26.3	26.3	8.0	8.0	25.6	25.6	83.0	83.0	5.8	5.8	2.0		3		93							<0.2		2.2	
						8.5	0.4	265	26.3		8.0		25.6		83.0		5.8		2.0		2		92							<0.2		2.2	
15-Sep-16	Fine	Moderate	13:11	9.5	Surface	1.0	0.4	96	27.0	27.0	8.1	8.1	24.4	24.4	90.8	90.6	6.3	6.2	4.5	12.1	4	4	83	88	821156	811511	N/A	N/A	N/A	<0.2	<0.2	1.3	1.5
						1.0	0.4	100	27.0		8.1		24.4		90.3		6.3		4.6		5		83							<0.2		1.7	
					Middle	4.8	0.4	117	26.8	26.8	8.1	8.1	25.3	25.3	86.1	86.1	6.0		6.6		4		89							<0.2		1.7	
						4.8	0.4	124	26.8		8.1		25.3		86.0		6.0		6.6		5		91							<0.2		1.4	
					Bottom	8.5	0.4	130	26.5	26.5	8.0	8.0	27.6	27.6	75.2	75.2	5.2	5.2	25.0		4		92							<0.2		1.6	
						8.5	0.4	141	26.5		8.0		27.6		75.2		5.2		25.0		4		92							<0.2		1.5	
17-Sep-16	Fine	Moderate	12:08	8.5	Surface	1.0	0.6	129	27.2	27.2	7.8	7.8	25.9	25.9	76.3	76.3	5.2	5.2	6.1	7.8	8	8	83	88	821158	811518	N/A	N/A	N/A	<0.2	<0.2	1.6	1.6
						1.0	0.6	137	27.2		7.8		25.9		76.2		5.2		6.1		6		81							<0.2		1.6	
					Middle	4.3	0.6	123	27.1	27.1	7.8	7.8	26.1	26.1	75.0	75.0	5.2		7.6		6		90							<0.2		1.7	
						4.3	0.6	130	27.1		7.8		26.1		74.9		5.2		7.7		6		89							<0.2		1.6	
					Bottom	7.5	0.5	132	26.8	26.8	7.8	7.8	27.3	27.4	76.4	76.9	5.3	5.3	9.5		12		93							<0.2		1.5	
						7.5	0.6	135	26.8		7.8		27.4		77.4		5.3		9.6		12		93							<0.2		1.5	
20-Sep-16	Cloudy	Calm	14:29	9.9	Surface	1.0	0.6	94	26.5	26.5	8.0	8.0	27.6	27.6	78.6	78.6	5.4	5.4	6.8	8.3	8	8	83	89	821158	811499	N/A	N/A	N/A	<0.2	<0.2	2.1	1.9
						1.0	0.7	96	26.5		8.0		27.6		78.5		5.4		6.7		7		85							<0.2		1.9	
					Middle	5.0	0.7	97	26.3	26.3	8.0	8.0	28.1	28.1	77.7	77.8	5.4		7.8		9		91							<0.2		1.8	
						5.0	0.7	99	26.3		8.0		28.1		77.8		5.4		8.1		7		90							<0.2		1.7	
					Bottom	8.9	0.5	101	26.2	26.2	8.1	8.1	28.8	28.8	79.1	79.5	5.4	5.5	10.1		8		93							<0.2		2.0	
						8.9	0.5	107	26.2		8.0		28.8		79.8		5.5		10.2		8		92							<0.2		1.9	
22-Sep-16	Cloudy	Moderate	16:33	8.7	Surface	1.0	0.4	111	26.5	26.5	7.9	7.9	27.4	27.4	87.3	87.3	6.0	5.8	4.1	5.7	7	7	86	90	821145	811519	N/A	N/A	N/A	<0.2	<0.2	2.1	2.0
						1.0	0.4	120	26.5		7.9		27.4		87.2		6.0		4.2		7		85							<0.2		2.1	
					Middle	4.4	0.4	114	26.3	26.3	8.0	8.0	29.6	29.6	80.7	80.6	5.5		5.8		7		92							<0.2		2.1	
						4.4	0.4	114	26.3		8.0		29.6		80.5		5.5		5.9		6		90							<0.2		2.1	
					Bottom	7.7	0.4	135	26.2	26.2	8.0	8.0	29.9	29.9	79.8	79.8	5.5	5.5	7.2		9		93							<0.2		1.8	
						7.7	0.4	142	26.2		8.0		29.9		79.8		5.5		7.2		9		93							<0.2		1.7	
24-Sep-16	Fine	Moderate	06:25	8.7	Surface	1.0	0.5	159	26.4	26.4	7.9	7.9	28.0	28.0	87.9	87.9	6.0	6.0	2.2	2.8	4	4	87	89	821167	811527	N/A	N/A	N/A	<0.2	<0.2	1.7	1.9
						1.0	0.5	162	26.4		7.9		28.0		87.9		6.0		2.2		5		85							<0.2		2.0	
					Middle	4.4	0.4	152	26.4	26.4	7.9	7.9	28.2	28.3	87.7	87.8	6.0		2.8		3		89							<0.2		1.8	
						4.4	0.4	155	26.4		7.9		28.3		87.8		6.0		2.9		4		89							<0.2		1.8	
					Bottom	7.7	0.6	185	26.1	26.1	7.9	7.9	29.3	29.4	87.8	89.6	6.0	6.2	3.4		5		92							<0.2		1.9	
						7.7	0.7	199	26.1		7.9		29.4		91.4		6.3		3.3		5		92							<0.2		2.1	
27-Sep-16	Fine	Moderate	10:47	9.0	Surface	1.0	0.4	124	27.3	27.3	7.9	7.9	23.1	23.1	92.3	92.3	6.4	6.4	0.9	2.7	2	2	85	89	821149	811538	N/A	N/A	N/A	<0.2	<0.2	2.6	2.5
						1.0	0.5	127	27.3		7.9		23.1		92.3		6.4		0.9		<2		84							<0.2		2.4	
					Middle	4.5	-	-	27.1	27.1	7.9	7.9	23.7	23.7	91.2	91.2	6.4		1.3		<2		90							<0.2		2.4	
						4.5	-	-	27.1		7.9		23.7		91.2		6.4		1.3		<2		90							<0.2		2.5	
					Bottom	8.0	0.3	131	26.9	26.9	7.8	7.8	25.6	25.6	88.4	88.4	6.1	6.1	5.9		2		92							<0.2		2.7	
						8.0	0.3	136	26.9		7.8		25.6		88.4		6.1		6.0		3		92							<0.2		2.4	
29-Sep-16	Cloudy	Moderate	11:51	9.6	Surface	1.0	0.8	108	26.2	26.2	7.9	7.9	26.4	26.4	94.6	94.6	6.6	6.6	3.7	4.8	5	5	85	89	821166	811526	N/A	N/A	N/A	<0.2	<0.2	1.8	1.9
						1.0	0.8	114	26.2		7.9		26.4		94.6		6.6		3.6		4		85							<0.2		2.0	
					Middle	4.8	0.6	110	26.2	26.2	7.9	7.9	26.5	26.5	93.6	93.6	6.5		4.6		6		90							<0.2		1.9	
						4.8	0.6	118	26.2		7.9		26.5		93.5		6.5		4.6		5		90							<0.2		1.8	
					Bottom	8.6	0.6	117	26.2	26.2	7.9	7.9	27.5	27.5	94.4	94.4	6.5	6.5	6.0		6		92							<0.2		2.0	
						8.6	0.6	126	26.2		7.9		27.5		94.4		6.5		6.1		4		92							<0.2		1.8	

DA: Depth-Averaged
Calm: Small or no wave; Moderate: Between calm and rough; Rough : White capped or rougher

Expansion of Hong Kong International Airport into a Three-Runway System
Baseline Water Quality Monitoring
Water Quality Monitoring Results at IM12 during Mid-Flood Tide

Date	Weather Condition	Sea Condition	Sampling Time	Water Depth (m)	Sampling Depth (m)		Current Speed (m/s)	Current Direction	Water Temperature (°C) Value	Water Temperature (°C) Average	pH Value	pH Average	Salinity (ppt) Value	Salinity (ppt) Average	DO Saturation (%) Value	DO Saturation (%) Average	Dissolved Oxygen (mg/L) Value	Dissolved Oxygen (mg/L) DA	Turbidity(NTU) Value	Turbidity(NTU) DA	Suspended Solids (mg/L) Value	Suspended Solids (mg/L) DA	Total Alkalinity (ppm) Value	Total Alkalinity (ppm) DA	Coordinate HK Grid (Northing)	Coordinate HK Grid (Easting)	Observed construction activities <100m from location	Observed construction activities >100m from location	Other Observations	Chromium (µg/L) Average	Chromium (µg/L) DA	Nickel (µg/L) Average	Nickel (µg/L) DA
1-Sep-16	Cloudy	Moderate	05:55	7.6	Surface	1.0	0.6	287	26.3	26.3	7.9	7.9	22.7	22.7	69.3	69.3	4.9	4.9	6.4	11.6	3	5	83	88	821148	811517	N/A	N/A	N/A	<0.2	<0.2	2.4	2.1
						1.0	0.6	296	26.3		7.9		22.7		69.3		4.9		6.4		4		83										
					Middle	3.8	0.7	285	26.3	26.3	7.9	7.9	23.0	23.0	69.6	69.6	4.9		9.1		4		90							<0.2		2.1	
						3.8	0.7	289	26.3		7.9		23.0		69.6		4.9		9.1		4		89										
					Bottom	6.6	0.7	285	26.2	26.2	7.9	7.9	25.1	25.1	69.7	69.7	4.9	4.9	19.3		8		91							<0.2		1.8	
						6.6	0.8	298	26.2		7.9		25.1		69.7		4.9		19.3		8		92										
3-Sep-16	Cloudy	Moderate	07:15	8.4	Surface	1.0	0.7	268	26.7	26.7	7.8	7.8	22.4	22.4	74.9	74.9	5.3	5.3	7.3	17.8	5	9	83	88	821150	811532	N/A	N/A	N/A	<0.2	<0.2	2.1	2.0
						1.0	0.7	290	26.7		7.8		22.4		74.8		5.3		7.4		5		82										
					Middle	4.2	0.7	269	26.7	26.7	7.8	7.8	22.5	22.5	74.3	74.3	5.3		10.2		10		89							<0.2		1.9	
						4.2	0.7	284	26.7		7.8		22.5		74.3		5.3		10.4		10		90										
					Bottom	7.4	0.5	266	26.5	26.5	7.8	7.8	24.3	24.3	74.0	74.1	5.2	5.2	35.9		10		91							<0.2		1.9	
						7.4	0.6	276	26.5		7.8		24.3		74.1		5.2		35.5		11		92										
6-Sep-16	Cloudy	Moderate	09:25	7.4	Surface	1.0	0.7	289	26.3	26.3	7.9	7.9	24.4	24.4	71.0	71.0	5.0	4.9	5.3	17.4	4	8	83	89	821159	811526	N/A	N/A	N/A	<0.2	<0.2	2.3	2.4
						1.0	0.8	299	26.3		7.9		24.4		71.0		5.0		5.4		4		85										
					Middle	3.7	0.7	272	26.0	26.0	7.9	7.9	27.0	27.0	67.6	67.6	4.7		17.1		4		90							<0.2		2.3	
						3.7	0.8	295	26.0		7.9		27.0		67.6		4.7		17.2		4		90										
					Bottom	6.4	0.6	276	26.0	26.0	7.9	7.9	27.2	27.2	67.4	67.4	4.7	4.7	29.7		15		92							<0.2		2.6	
						6.4	0.6	279	26.0		7.9		27.2		67.4		4.7		29.7		14		92										
8-Sep-16	Cloudy	Moderate	11:36	7.2	Surface	1.0	0.5	285	26.4	26.4	7.9	7.9	18.8	18.8	78.7	78.7	5.7	5.3	3.2	11.2	2	6	83	88	821180	811527	N/A	N/A	N/A	<0.2	<0.2	2.7	2.2
						1.0	0.6	290	26.4		7.9		18.8		78.7		5.7		3.2		2		84										
					Middle	3.6	0.6	278	26.1	26.1	7.9	7.9	22.6	22.6	67.6	67.6	4.8		9.6		4		89							<0.2		2.2	
						3.6	0.6	283	26.1		7.9		22.6		67.6		4.8		9.6		4		90										
					Bottom	6.2	0.4	257	25.8	25.8	7.9	7.9	27.1	27.1	66.0	66.0	4.6	4.6	20.9		13		91							<0.2		1.8	
						6.2	0.4	282	25.8		7.9		27.1		66.0		4.6		20.9		13		93										
10-Sep-16	Rainy	Moderate	14:51	8.6	Surface	1.0	0.4	121	26.4	26.4	7.9	7.9	11.7	11.8	84.1	84.1	6.4	5.7	3.6	3.9	3	3	81	88	821177	811500	N/A	N/A	N/A	<0.2	<0.2	4.1	3.4
						1.0	0.4	126	26.4		7.9		11.8		84.0		6.3		3.6		2		83										
					Middle	4.3	0.4	122	26.4	26.4	7.9	7.9	17.5	17.5	70.2	70.2	5.1		3.6		3		90							<0.2		3.2	
						4.3	0.4	130	26.4		7.9		17.5		70.2		5.1		3.6		3		89										
					Bottom	7.6	0.3	115	26.0	26.0	7.9	7.9	23.2	23.2	66.6	66.6	4.7	4.7	4.4		4		94							<0.2		2.9	
						7.6	0.4	117	26.0		7.9		23.2		66.6		4.7		4.4		3		92										
13-Sep-16	Cloudy	Moderate	17:20	8.7	Surface	1.0	0.6	109	27.1	27.1	8.1	8.1	22.6	22.6	83.3	83.0	5.8	5.2	3.7	7.9	<2	3	84	89	821163	811528	N/A	N/A	N/A	<0.2	<0.2	2.5	2.1
						1.0	0.6	114	27.1		8.1		22.6		82.6		5.8		3.8		2		84										
					Middle	4.4	0.5	87	26.3	26.4	8.0	8.0	26.8	26.8	66.1	66.1	4.6		6.8		4		90							<0.2		1.9	
						4.4	0.5	90	26.4		8.0		26.7		66.1		4.6		6.7		4		89										
					Bottom	7.7	0.4	94	25.7	25.7	8.0	8.0	30.7	30.7	55.3	55.4	4.1	4.0	13.3		4		93							<0.2		1.8	
						7.7	0.5	101	25.7		8.0		30.7		55.5		3.8		13.3		4		91										
15-Sep-16	Cloudy	Moderate	18:05	8.8	Surface	1.0	0.8	107	26.9	26.9	8.1	8.1	22.8	22.8	100.9	100.9	7.1	7.1	5.0	5.4	6	6	84	89	821163	811511	N/A	N/A	N/A	<0.2	<0.2	2.1	1.9
						1.0	0.9	115	26.9		8.1		22.8		100.8		7.1		5.0		5		83										
					Middle	4.4	0.6	106	26.8	26.8	8.1	8.1	22.9	22.9	99.6	99.6	7.0		5.3		6		90							<0.2		2.0	
						4.4	0.6	112	26.8		8.1		22.9		99.6		7.0		5.3		6		89										
					Bottom	7.8	0.6	93	26.7	26.7	8.0	8.0	23.3	23.3	98.2	98.2	6.9	6.9	6.0		7		93							<0.2		1.7	
						7.8	0.6	93	26.7		8.0		23.3		98.2		6.9		6.0		8		92										
17-Sep-16	Fine	Moderate	06:47	7.8	Surface	1.0	0.3	188	26.4	26.4	7.8	7.8	27.3	27.3	69.9	69.9	4.8	4.8	18.2	22.6	18	18	81	88	821162	811517	N/A	N/A	N/A	<0.2	<0.2	1.5	1.4
						1.0	0.3	193	26.4		7.8		27.3		69.8		4.8		19.2		17		84										
					Middle	3.9	0.3	173	26.4	26.4	7.8	7.8	27.4	27.4	69.8	69.8	4.8		23.2		18		89							<0.2		1.5	
						3.9	0.3	188	26.4		7.8		27.4		69.8		4.8		23.6		20		90										
					Bottom	6.8	0.3	201	26.3	26.3	7.8	7.8	27.5	27.5	73.3	74.3	5.1	5.2	26.2		19		92							<0.2		1.4	
						6.8	0.3	208	26.3		7.8		27.5		75.2		5.2		25.4		18		92										
20-Sep-16	Cloudy	Rough	09:52	9.2	Surface	1.0	0.7	264	26.2	26.2	8.1	8.1	28.8	28.8	76.8	76.8	5.3	5.3	23.1	24.4	20	22	82	88	821153	811505	N/A	N/A	N/A	<0.2	<0.2	1.9	1.8
						1.0	0.7	269	26.2		8.1		28.8		76.8		5.3		23.1		19		83										
					Middle	4.6	0.7	266	26.2	26.2	8.0	8.0	28.8	28.8	77.2	77.2	5.3		24.2		24		89							<0.2		1.7	
						4.6	0.7	266	26.2		8.0		28.8		77.2		5.3		24.3		23		90										
					Bottom	8.2	0.5	270	26.2	26.2	8.0	8.0	28.8	28.8	79.1	79.2	5.4	5.4	25.8		24		91							<0.2		1.8	
						8.2	0.6	292	26.2		8.0		28.8		79.2		5.4		25.9		24		92										
22-Sep-16	Cloudy	Moderate	11:17	8.0	Surface	1.0	0.6	275	26.5	26.5	7.9	7.9	27.7	27.7	84.0	84.0	5.8	5.7	3.0	14.2	3	6	86	90	821160	811532	N/A	N/A	N/A	<0.2	<0.2	1.8	1.6
						1.0	0.6	294	26.5		7.9		27.7		84.0		5.8		3.0		4		85										
					Middle	4.0	0.6	275	26.2	26.2	7.9	7.9	28.7	28.7	82.0	82.0	5.6		8.2		6		91							<0.2		1.6	
						4.0	0.7	292	26.2		7.9		28.7		81.9		5.6		8.5		4		91										
					Bottom	7.0	0.5	279	26.1	26.1	7.9	7.9	29.3	29.3	80.6	80.7	5.5	5.5	31.6		10		93							<0.2		1.6	
						7.0	0.5	297	26.1		7.9		29.3		80.7		5.5		31.1		11		93										
24-Sep-16	Cloudy	Moderate	14:19	8.4	Surface	1.0	0.5	265	26.7	26.7	7.9	7.9	27.7	27.7	90.8	90.8	6.2	6.2	2.2	8.2	3	8	86	89	821150	811513	N/A	N/A	N/A	<0.2	<0.2	1.2	1.2
						1.0	0.6	284	26.7		7.9		27.7		90.8		6.2		2.3		4		84										
					Middle	4.2	0.5	264	26.2	26.2	7.9	7.9	28.3	28.3	88.5	88.5	6.1		3.5		4		90							<0.2		1.3	
						4.2	0.5	271	26.2		7.9		28.3		88.5		6.1		3.6		4		90										
					Bottom	7.4	0.5	261	26.0	26.0	7.9	7.9	30.6	30.6	87.4	87.5	6.0	6.0	18.7		15		92							<0.2		1.1	
						7.4	0.5	274	26.0		7.9		30.6		87.5		6.0		18.6		16		92										
27-Sep-16	Fine	Moderate	17:10	8.4	Surface	1.0	0.7	107	27.5	27.5	7.9	7.9	24.0	24.0	93.3	93.3	6.4	6.4	3.2	5.3	4	4	86	89	821181	811527	N/A	N/A	N/A	<0.2	<0.2	3.0	2.7
						1.0	0.7	111	27.5		7.9		24.0		93.3		6.4		3.3		3		85										
					Middle	4.2	0.7	102	27.5	27.5	7.9	7.9	24.1	24.1	92.7	92.7	6.4		6.0		5		89							<0.2		2.4	
						4.2	0.7	107	27.5		7.9		24.1		92.7		6.4		6.0		3		89										
					Bottom	7.4	0.7	94	27.5	27.5	7.9	7.9	24.1	24.1	92.7	92.7	6.4	6.4	6.6		4		92							<0.2		2.6	
						7.4	0.8	95	27.5		7.9		24.1		92.7		6.4		6.7		4		92										
29-Sep-16	Cloudy	Rough	17:57	9.1	Surface	1.0	0.6	97	26.1	26.1	7.9	7.9	26.6	26.7	94.8	94.9	6.6	6.7	9.9	8.9	9	11	86	89	821175	811512	N/A	N/A	N/A	<0.2	<0.2	1.6	1.6
						1.0	0.6	102	26.1		7.9		26.7		95.0		6.6		9.0		10		85										
					Middle	4.6	0.5	97	26.2	26.2	7.9	7.9	26.7	26.7	96.4	96.4	6.7		8.7		11		90							<0.2		1.6	
						4.6	0.6	101	26.2		7.9		26.7		96.4		6.7		8.7		11		90										
					Bottom	8.1	0.7	102	26.2	26.2	7.9	7.9	26.8	26.8	98.8	99.5	6.9	7.0	8.4		14		93							<0.2		1.7	
						8.1	0.7	110	26.2		7.9		26.8		100.2		7.0		8.6		12		91										

DA: Depth-Averaged
Calm: Small or no wave; Moderate: Between calm and rough; Rough : White capped or rougher

Expansion of Hong Kong International Airport into a Three-Runway System
Baseline Water Quality Monitoring
Water Quality Monitoring Results at SR2 during Mid-Ebb Tide

Date	Weather Condition	Sea Condition	Sampling Time	Water Depth (m)	Sampling Depth (m)		Current Speed (m/s)	Current Direction	Water Temperature (°C) Value	Water Temperature (°C) Average	pH Value	pH Average	Salinity (ppt) Value	Salinity (ppt) Average	DO Saturation (%) Value	DO Saturation (%) Average	Dissolved Oxygen (mg/L) Value	Dissolved Oxygen (mg/L) DA	Turbidity(NTU) Value	Turbidity(NTU) DA	Suspended Solids (mg/L) Value	Suspended Solids (mg/L) DA	Total Alkalinity (ppm) Value	Total Alkalinity (ppm) DA	Coordinate HK Grid (Northing)	Coordinate HK Grid (Easting)	Observed construction activities <100m from location	Observed construction activities >100m from location	Other Observations	Chromium (µg/L) Value	Chromium (µg/L) DA	Nickel (µg/L) Value	Nickel (µg/L) DA
1-Sep-16	Cloudy	Moderate	12:53	4.8	Surface	1.0	0.6	81	26.5	26.5	7.9	7.9	24.4	24.4	78.1	78.1	5.5	5.5	14.9	19.9	5	10	83	86	821479	814170	N/A	N/A	N/A	<0.2	<0.2	1.5	1.3
						1.0	0.6	83	26.5		7.9		24.4		78.1		5.5		14.9		5		83							<0.2		1.6	
					Middle	2.4	-	-	-	-	-	-	-	-	-	-	-		-		-		-							-		-	
						2.4	-	-	-		-		-		-		-		-		-		-							-		-	
					Bottom	3.8	0.4	77	26.3	26.3	7.9	7.9	25.0	25.0	76.3	76.3	5.4	5.4	24.8		14		90							<0.2		1.1	
						3.8	0.4	81	26.3		7.9		25.0		76.3		5.4		24.8		15		89							<0.2		1.0	
3-Sep-16	Cloudy	Moderate	14:03	5.3	Surface	1.0	0.3	199	27.1	27.1	7.8	7.8	24.8	24.8	79.9	79.9	5.5	5.5	11.6	19.2	9	18	84	87	821469	814167	N/A	N/A	N/A	<0.2	<0.2	1.9	1.7
						1.0	0.3	217	27.1		7.8		24.8		79.9		5.5		11.6		8		85							<0.2		1.8	
					Middle	2.7	-	-	-	-	-	-	-	-	-	-	-		-		-		-							-		-	
						2.7	-	-	-		-		-		-		-		-		-		-							-		-	
					Bottom	4.3	0.3	225	26.7	26.7	7.9	7.9	26.1	26.1	76.4	76.4	5.3	5.3	26.8		28		90							<0.2		1.5	
						4.3	0.3	241	26.7		7.9		26.1		76.4		5.3		26.8		27		89							<0.2		1.6	
6-Sep-16	Cloudy	Moderate	15:34	4.3	Surface	1.0	0.5	89	26.5	26.5	7.8	7.8	25.2	25.3	70.7	70.7	4.9	4.9	8.4	9.5	6	8	85	87	821454	814161	N/A	N/A	N/A	<0.2	<0.2	1.9	1.9
						1.0	0.6	91	26.5		7.8		25.3		70.6		4.9		8.5		6		83							<0.2		2.0	
					Middle	2.2	-	-	-	-	-	-	-	-	-	-	-		-		-		-							-		-	
						2.2	-	-	-		-		-		-		-		-		-		-							-		-	
					Bottom	3.3	0.3	111	26.3	26.3	7.8	7.8	26.7	26.7	71.5	71.6	5.0	5.0	10.6		9		91							<0.2		1.7	
						3.3	0.4	111	26.3		7.8		26.7		71.6		5.0		10.5		11		90							<0.2		1.9	
8-Sep-16	Cloudy	Moderate	16:51	4.4	Surface	1.0	0.3	126	27.2	27.2	7.9	7.9	16.2	16.2	89.0	89.0	6.5	6.5	2.5	2.5	2	2	84	87	821468	814181	N/A	N/A	N/A	<0.2	<0.2	3.5	3.1
						1.0	0.3	126	27.2		7.9		16.1		88.9		6.5		2.5		<2		83							<0.2		3.5	
					Middle	2.2	-	-	-	-	-	-	-	-	-	-	-		-		-		-							-		-	
						2.2	-	-	-		-		-		-		-		-		-		-							-		-	
					Bottom	3.4	0.2	120	26.7	26.7	7.9	7.9	20.1	20.1	88.3	88.4	6.3	6.3	2.4		2		90							<0.2		2.7	
						3.4	0.3	127	26.7		7.9		20.1		88.4		6.3		2.4		3		91							<0.2		2.7	
10-Sep-16	Cloudy	Calm	06:36	4.1	Surface	1.0	0.2	169	26.3	26.3	7.9	7.9	19.2	19.2	78.6	78.6	5.7	5.7	11.3	11.4	2	5	83	87	821462	814169	N/A	N/A	N/A	<0.2	<0.2	3.6	3.3
						1.0	0.2	182	26.3		7.9		19.2		78.6		5.7		11.3		3		82							<0.2		3.6	
					Middle	2.1	-	-	-	-	-	-	-	-	-	-	-		-		-		-							-		-	
						2.1	-	-	-		-		-		-		-		-		-		-							-		-	
					Bottom	3.1	0.2	249	26.3	26.3	7.9	7.9	21.6	21.6	81.2	81.2	5.8	5.8	11.5		6		91							<0.2		3.0	
						3.1	0.2	263	26.3		7.9		21.6		81.2		5.8		11.5		8		91							<0.2		3.0	
13-Sep-16	Cloudy	Calm	09:41	5.1	Surface	1.0	0.3	66	26.3	26.3	8.0	8.0	25.6	25.6	81.4	81.4	5.7	5.7	2.0	2.2	2	2	85	87	821474	814183	N/A	N/A	N/A	<0.2	<0.2	2.0	2.0
						1.0	0.4	72	26.3		8.0		25.6		81.4		5.7		2.0		2		83							<0.2		2.2	
					Middle	2.6	-	-	-	-	-	-	-	-	-	-	-		-		-		-							-		-	
						2.6	-	-	-		-		-		-		-		-		-		-							-		-	
					Bottom	4.1	0.2	189	26.1	26.1	7.9	7.9	26.0	26.0	82.1	82.1	5.7	5.7	2.4		2		90							<0.2		1.9	
						4.1	0.2	196	26.1		7.9		26.0		82.1		5.7		2.4		2		91							<0.2		2.0	
15-Sep-16	Fine	Moderate	12:42	4.8	Surface	1.0	0.3	130	26.6	26.6	8.1	8.1	24.9	24.9	87.5	87.4	6.1	6.1	5.0	6.0	4	4	86	88	821449	814166	N/A	N/A	N/A	<0.2	<0.2	1.8	1.6
						1.0	0.3	135	26.6		8.1		24.9		87.2		6.1		5.0		4		86							<0.2		1.6	
					Middle	2.4	-	-	-	-	-	-	-	-	-	-	-		-		-		-							-		-	
						2.4	-	-	-		-		-		-		-		-		-		-							-		-	
					Bottom	3.8	0.3	101	25.9	25.9	8.0	8.0	27.4	27.4	82.7	82.7	5.8	5.8	6.9		4		91							<0.2		1.4	
						3.8	0.3	106	25.9		8.0		27.4		82.7		5.8		6.9		5		89							<0.2		1.7	
17-Sep-16	Fine	Moderate	12:00	5.1	Surface	1.0	0.5	104	26.6	26.6	7.8	7.8	27.1	27.1	72.8	72.8	5.0	5.0	12.9	13.2	7	11	84	87	821449	814181	N/A	N/A	N/A	<0.2	<0.2	1.5	1.4
						1.0	0.5	107	26.6		7.8		27.0		72.8		5.0		12.9		5		85							<0.2		1.4	
					Middle	2.6	-	-	-	-	-	-	-	-	-	-	-		-		-		-							-		-	
						2.6	-	-	-		-		-		-		-		-		-		-							-		-	
					Bottom	4.1	0.4	124	26.5	26.5	7.8	7.8	27.2	27.2	74.8	75.7	5.2	5.3	13.6		15		89							<0.2		1.4	
						4.1	0.4	131	26.5		7.8		27.1		76.6		5.3		13.2		15		90							<0.2		1.4	
20-Sep-16	Cloudy	Calm	14:49	4.6	Surface	1.0	0.5	89	26.3	26.3	8.0	8.0	28.7	28.7	77.7	77.7	5.3	5.3	7.8	9.1	6	8	84	87	821447	814172	N/A	N/A	N/A	<0.2	<0.2	2.0	1.9
						1.0	0.6	94	26.3		8.0		28.6		77.7		5.3		8.1		5		83							<0.2		1.8	
					Middle	2.3	-	-	-	-	-	-	-	-	-	-	-		-		-		-							-		-	
						2.3	-	-	-		-		-		-		-		-		-		-							-		-	
					Bottom	3.6	0.4	100	26.2	26.2	8.0	8.0	29.1	29.1	79.9	80.0	5.5	5.5	10.2		10		89							<0.2		1.8	
						3.6	0.4	101	26.2		8.0		29.1		80.0		5.5		10.3		10		91							<0.2		1.8	
22-Sep-16	Cloudy	Moderate	16:54	5.4	Surface	1.0	0.3	76	26.4	26.4	8.0	8.0	29.1	29.1	86.4	86.4	5.9	5.9	5.3	6.6	8	8	85	87	821446	814162	N/A	N/A	N/A	<0.2	<0.2	1.9	1.9
						1.0	0.3	82	26.4		8.0		29.1		86.3		5.9		5.3		7		85							<0.2		1.8	
					Middle	2.7	-	-	-	-	-	-	-	-	-	-	-		-		-		-							-		-	
						2.7	-	-	-		-		-		-		-		-		-		-							-		-	
					Bottom	4.4	0.2	97	26.3	26.3	8.0	8.0	29.5	29.5	82.5	82.9	5.7	5.7	7.8		8		89							<0.2		2.0	
						4.4	0.2	99	26.3		8.0		29.5		83.2		5.7		7.8		7		90							<0.2		1.7	
24-Sep-16	Fine	Calm	06:04	4.5	Surface	1.0	0.5	87	26.3	26.3	7.8	7.8	29.3	29.3	88.0	87.9	6.0	6.0	4.4	6.8	5	6	88	89	821465	814152	N/A	N/A	N/A	<0.2	<0.2	1.7	1.6
						1.0	0.5	91	26.3		7.8		29.2		87.8		6.0		4.6		4		87							<0.2		1.5	
					Middle	2.3	-	-	-	-	-	-	-	-	-	-	-		-		-		-							-		-	
						2.3	-	-	-		-		-		-		-		-		-		-							-		-	
					Bottom	3.5	0.5	80	26.1	26.1	7.8	7.8	30.6	30.6	87.5	87.6	6.0	6.0	9.5		7		90							<0.2		1.7	
						3.5	0.5	83	26.1		7.8		30.6		87.7		6.0		8.6		6		89							<0.2		1.5	
27-Sep-16	Fine	Moderate	10:21	4.3	Surface	1.0	0.3	163	27.2	27.2	7.8	7.8	22.6	22.6	96.6	96.6	6.8	6.8	0.8	1.3	<2	<2	87	88	821444	814148	N/A	N/A	N/A	<0.2	<0.2	2.6	2.5
						1.0	0.3	179	27.2		7.8		22.5		96.6		6.8		0.8		<2		85							<0.2		2.4	
					Middle	2.2	-	-	-	-	-	-	-	-	-	-	-		-		-		-							-		-	
						2.2	-	-	-		-		-		-		-		-		-		-							-		-	
					Bottom	3.3	0.3	195	27.0	27.0	7.8	7.8	24.5	24.6	99.2	99.9	6.9	7.0	1.8		<2		90							<0.2		2.5	
						3.3	0.3	208	27.0		7.8		24.6		100.5		7.0		1.8		<2		90							<0.2		2.5	
29-Sep-16	Cloudy	Moderate	11:28	5.1	Surface	1.0	0.5	92	26.4	26.4	7.9	7.9	28.6	28.6	87.4	87.4	6.0	6.0	7.6	8.9	10	11	87	89	821469	814175	N/A	N/A	N/A	<0.2	<0.2	1.5	1.6
						1.0	0.5	100	26.4		7.9		28.6		87.4		6.0		7.6		11		88							<0.2		1.6	
					Middle	2.6	-	-	-	-	-	-	-	-	-	-	-		-		-		-							-		-	
						2.6	-	-	-		-		-		-		-		-		-		-							-		-	
					Bottom	4.1	0.4	99	26.4	26.4	7.8	7.8	28.8	28.8	89.7	89.7	6.1	6.2	10.2		12		89							<0.2		1.7	
						4.1	0.4	105	26.4		7.8		28.8		89.7		6.2		10.3		12		90							<0.2		1.7	

DA: Depth-Averaged
Calm: Small or no wave; Moderate: Between calm and rough; Rough : White capped or rougher

Expansion of Hong Kong International Airport into a Three-Runway System
Baseline Water Quality Monitoring
Water Quality Monitoring Results at SR2 during Mid-Flood Tide

Date	Weather Condition	Sea Condition	Sampling Time	Water Depth (m)	Sampling Depth (m)		Current Speed (m/s)	Current Direction	Water Temperature (°C) Value	Water Temperature (°C) Average	pH Value	pH Average	Salinity (ppt) Value	Salinity (ppt) Average	DO Saturation (%) Value	DO Saturation (%) Average	Dissolved Oxygen (mg/L) Value	Dissolved Oxygen (mg/L) DA	Turbidity(NTU) Value	Turbidity(NTU) DA	Suspended Solids (mg/L) Value	Suspended Solids (mg/L) DA	Total Alkalinity (ppm) Value	Total Alkalinity (ppm) DA	Coordinate HK Grid (Northing)	Coordinate HK Grid (Easting)	Observed construction activities <100m from location	Observed construction activities >100m from location	Other Observations	Chromium (µg/L) Average	Chromium (µg/L) DA	Nickel (µg/L) Average	Nickel (µg/L) DA
1-Sep-16	Cloudy	Moderate	05:32	4.7	Surface	1.0	0.2	218	26.3	26.3	7.8	7.8	21.5	21.5	72.0	72.0	5.2	5.2	6.0	11.6	2	7	83	86	821466	814169	N/A	N/A	N/A	<0.2	<0.2	3.0	2.5
						1.0	0.2	227	26.3		7.8		21.5		71.9		5.1		6.1		2		83										
					Middle	2.4	-	-	-	-	-	-	-	-	-	-	-		-		-		-							-		-	
						2.4	-	-	-		-		-		-		-		-		-		-										
					Bottom	3.7	0.3	134	26.0	26.0	7.9	7.9	26.3	26.3	68.5	68.5	4.8	4.8	17.1		12		90							<0.2		2.0	
						3.7	0.3	146	26.0		7.9		26.3		68.5		4.8		17.2		12		89										
3-Sep-16	Cloudy	Moderate	06:54	4.6	Surface	1.0	0.2	84	26.5	26.5	7.8	7.8	24.0	24.0	74.4	74.5	5.2	5.2	19.9	21.5	21	23	82	88	821470	814166	N/A	N/A	N/A	<0.2	<0.2	1.7	1.7
						1.0	0.2	87	26.5		7.8		24.0		74.5		5.2		20.1		22		84										
					Middle	2.3	-	-	-	-	-	-	-	-	-	-	-		-		-		-							-		-	
						2.3	-	-	-		-		-		-		-		-		-		-										
					Bottom	3.6	0.2	112	26.5	26.5	7.8	7.8	24.0	24.0	80.3	80.4	5.6	5.7	23.0		24		93							<0.2		1.7	
						3.6	0.3	113	26.5		7.8		24.0		80.5		5.7		22.9		23		91										
6-Sep-16	Cloudy	Moderate	09:04	4.7	Surface	1.0	0.2	239	26.0	26.0	7.9	7.9	26.8	26.8	70.7	70.7	4.9	4.9	17.1	17.8	20	21	83	86	821462	814164	N/A	N/A	N/A	<0.2	<0.2	2.1	2.1
						1.0	0.2	254	26.0		7.9		26.8		70.7		4.9		17.2		20		81										
					Middle	2.4	-	-	-	-	-	-	-	-	-	-	-		-		-		-							-		-	
						2.4	-	-	-		-		-		-		-		-		-		-										
					Bottom	3.7	0.2	121	26.0	26.0	7.9	7.9	27.2	27.2	72.0	72.1	5.0	5.0	18.6		22		89							<0.2		2.1	
						3.7	0.2	125	26.0		7.9		27.2		72.1		5.0		18.4		20		90										
8-Sep-16	Cloudy	Moderate	11:16	4.2	Surface	1.0	0.2	141	26.3	26.3	7.9	7.9	19.9	19.9	76.9	76.9	5.6	5.6	5.5	8.1	3	7	84	87	821449	814164	N/A	N/A	N/A	<0.2	<0.2	2.9	2.6
						1.0	0.3	146	26.3		7.9		19.9		76.9		5.5		5.5		3		83										
					Middle	2.1	-	-	-	-	-	-	-	-	-	-	-		-		-		-							-		-	
						2.1	-	-	-		-		-		-		-		-		-		-										
					Bottom	3.2	0.2	136	25.9	25.9	7.8	7.8	25.1	25.1	73.9	73.9	5.2	5.2	10.6		10		90							<0.2		2.3	
						3.2	0.2	143	25.9		7.8		25.1		73.9		5.2		10.6		10		90										
10-Sep-16	Cloudy	Moderate	15:13	4.7	Surface	1.0	0.3	150	26.2	26.2	7.9	7.9	12.6	12.7	88.9	88.8	6.7	6.7	3.7	4.7	2	3	83	86	821449	814182	N/A	N/A	N/A	<0.2	<0.2	3.7	3.6
						1.0	0.3	161	26.2		7.9		12.7		88.7		6.7		3.7		3		83										
					Middle	2.4	-	-	-	-	-	-	-	-	-	-	-		-		-		-							-		-	
						2.4	-	-	-		-		-		-		-		-		-		-										
					Bottom	3.7	0.2	132	26.2	26.2	7.9	7.9	19.3	19.3	82.8	82.8	6.0	6.0	5.6		3		90							<0.2		3.5	
						3.7	0.2	132	26.2		7.9		19.3		82.8		6.0		5.6		2		88										
13-Sep-16	Cloudy	Moderate	17:43	5.2	Surface	1.0	0.4	93	27.0	27.0	8.1	8.1	24.5	24.5	92.6	92.4	6.4	6.4	4.3	4.9	4	5	84	88	821464	814158	N/A	N/A	N/A	<0.2	<0.2	1.9	1.9
						1.0	0.5	100	27.0		8.0		24.5		92.1		6.4		4.3		4		85										
					Middle	2.6	-	-	-	-	-	-	-	-	-	-	-		-		-		-							-		-	
						2.6	-	-	-		-		-		-		-		-		-		-										
					Bottom	4.2	0.3	114	26.8	26.7	8.0	8.0	25.4	25.6	84.4	84.4	5.9	5.9	5.4		5		91							<0.2		1.9	
						4.2	0.3	123	26.6		8.0		25.8		84.4		5.9		5.5		5		91										
15-Sep-16	Cloudy	Moderate	18:27	4.4	Surface	1.0	0.7	102	26.8	26.8	8.0	8.0	23.7	23.7	97.9	97.9	6.9	6.9	8.0	9.1	11	11	83	87	821473	814167	N/A	N/A	N/A	<0.2	<0.2	2.1	2.2
						1.0	0.7	102	26.8		8.0		23.7		97.8		6.9		8.0		11		84										
					Middle	2.2	-	-	-	-	-	-	-	-	-	-	-		-		-		-							-		-	
						2.2	-	-	-		-		-		-		-		-		-		-										
					Bottom	3.4	0.4	114	26.7	26.7	8.0	8.0	23.7	23.7	98.0	98.0	6.9	6.9	10.1		11		89							<0.2		2.2	
						3.4	0.4	121	26.7		8.0		23.7		98.0		6.9		10.1		11		91										
17-Sep-16	Fine	Moderate	06:26	5.5	Surface	1.0	0.3	175	26.6	26.6	7.8	7.8	26.4	26.5	74.1	74.0	5.1	5.1	7.2	8.6	6	9	81	86	821472	814174	N/A	N/A	N/A	<0.2	<0.2	1.5	1.5
						1.0	0.3	187	26.6		7.8		26.5		73.9		5.1		7.4		7		81										
					Middle	2.8	-	-	-	-	-	-	-	-	-	-	-		-		-		-							-		-	
						2.8	-	-	-		-		-		-		-		-		-		-										
					Bottom	4.5	0.3	195	26.5	26.5	7.8	7.8	26.9	26.9	73.9	74.4	5.1	5.2	10.1		12		92							<0.2		1.6	
						4.5	0.3	202	26.5		7.8		26.9		74.8		5.2		9.8		10		90										
20-Sep-16	Cloudy	Rough	09:32	5.2	Surface	1.0	0.3	263	26.2	26.2	8.0	8.0	28.6	28.7	78.3	78.3	5.4	5.4	18.2	20.4	13	15	83	87	821478	814174	N/A	N/A	N/A	<0.2	<0.2	2.1	2.1
						1.0	0.3	275	26.2		8.0		28.7		78.3		5.4		18.6		13		83										
					Middle	2.6	-	-	-	-	-	-	-	-	-	-	-		-		-		-							-		-	
						2.6	-	-	-		-		-		-		-		-		-		-										
					Bottom	4.2	0.2	265	26.2	26.2	8.0	8.0	28.7	28.7	83.6	83.7	5.8	5.8	22.3		18		90							<0.2		2.1	
						4.2	0.2	270	26.2		8.0		28.7		83.8		5.8		22.3		17		91										
22-Sep-16	Cloudy	Moderate	10:56	4.2	Surface	1.0	0.3	253	26.2	26.2	7.9	7.9	28.8	28.8	83.8	83.9	5.8	5.8	12.3	12.1	14	15	89	89	821474	814162	N/A	N/A	N/A	<0.2	<0.2	1.4	1.5
						1.0	0.3	273	26.2		7.9		28.8		83.9		5.8		11.6		15		88										
					Middle	2.1	-	-	-	-	-	-	-	-	-	-	-		-		-		-							-		-	
						2.1	-	-	-		-		-		-		-		-		-		-										
					Bottom	3.2	0.3	234	26.2	26.2	7.9	7.9	28.8	28.8	84.8	84.9	5.8	5.8	12.2		15		89							<0.2		1.6	
						3.2	0.3	236	26.2		7.9		28.8		84.9		5.8		12.3		15		91										
24-Sep-16	Cloudy	Moderate	14:43	4.7	Surface	1.0	0.2	187	26.4	26.4	7.9	7.9	28.8	28.8	88.3	88.3	6.1	6.1	4.9	9.5	7	10	87	88	821473	814153	N/A	N/A	N/A	<0.2	<0.2	1.2	1.2
						1.0	0.2	202	26.4		7.9		28.8		88.3		6.1		5.0		6		87										
					Middle	2.4	-	-	-	-	-	-	-	-	-	-	-		-		-		-							-		-	
						2.4	-	-	-		-		-		-		-		-		-		-										
					Bottom	3.7	0.3	195	26.1	26.1	7.9	7.9	30.0	30.0	85.6	85.7	5.9	5.9	14.0		14		89							<0.2		1.2	
						3.7	0.3	206	26.1		7.9		30.0		85.7		5.9		13.9		14		89										
27-Sep-16	Fine	Moderate	17:41	4.6	Surface	1.0	0.5	85	27.6	27.6	7.9	7.9	23.8	23.8	97.5	97.5	6.7	6.7	-	3.1	<2	<2	87	89	821480	814161	N/A	N/A	N/A	<0.2	<0.2	2.5	2.3
						1.0	0.5	87	27.6		7.9		23.8		97.4		6.7		0.1		<2		86										
					Middle	2.3	-	-	-	-	-	-	-	-	-	-	-		-		-		-							-		-	
						2.3	-	-	-		-		-		-		-		-		-		-										
					Bottom	3.6	0.4	103	27.4	27.4	7.9	7.9	24.6	24.6	94.0	94.1	6.5	6.5	4.5		2		91							<0.2		2.1	
						3.6	0.4	105	27.4		7.9		24.6		94.1		6.5		4.6		<2		90										
29-Sep-16	Cloudy	Moderate	18:18	4.1	Surface	1.0	0.4	122	26.0	26.0	8.0	8.0	27.0	27.0	95.3	95.3	6.6	6.6	17.9	21.0	20	23	85	88	821453	814162	N/A	N/A	N/A	<0.2	<0.2	1.6	1.5
						1.0	0.5	126	26.0		8.0		27.0		95.3		6.6		18.7		19		86										
					Middle	2.1	-	-	-	-	-	-	-	-	-	-	-		-		-		-							-		-	
						2.1	-	-	-		-		-		-		-		-		-		-										
					Bottom	3.1	0.4	86	26.0	26.0	8.0	8.0	27.1	27.1	95.3	95.3	6.6	6.6	23.6		27		90							<0.2		1.5	
						3.1	0.4	94	26.0		8.0		27.1		95.3		6.6		23.6		27		89										

DA: Depth-Averaged
Calm: Small or no wave; Moderate: Between calm and rough; Rough : White capped or rougher

Expansion of Hong Kong International Airport into a Three-Runway System
Baseline Water Quality Monitoring
Water Quality Monitoring Results at SR3 during Mid-Ebb Tide

Date	Weather Condition	Sea Condition	Sampling Time	Water Depth (m)	Sampling Depth (m)		Current Speed (m/s)	Current Direction	Water Temperature (°C) Value	Water Temperature (°C) Average	pH Value	pH Average	Salinity (ppt) Value	Salinity (ppt) Average	DO Saturation (%) Value	DO Saturation (%) Average	Dissolved Oxygen (mg/L) Value	Dissolved Oxygen (mg/L) DA	Turbidity(NTU) Value	Turbidity(NTU) DA	Suspended Solids (mg/L) Value	Suspended Solids (mg/L) DA	Total Alkalinity (ppm) Value	Total Alkalinity (ppm) DA	Coordinate HK Grid (Northing)	Coordinate HK Grid (Easting)	Observed construction activities <100m from location	Observed construction activities >100m from location	Other Observations
1-Sep-16	Cloudy	Moderate	11:53	9.9	Surface	1.0	0.4	177	26.5	26.5	7.9	7.9	23.4	23.4	71.2	71.2	5.0	5.0	9.3	14.3	6	12	-	-	822130	807554	N/A	N/A	N/A
						1.0	0.5	193	26.5		7.9		23.4		71.1		5.0		9.5		5		-						
					Middle	5.0	0.4	189	26.1	26.1	7.9	7.9	25.3	25.3	70.2	70.2	4.9		16.2		12		-						
						5.0	0.4	189	26.1		7.9		25.3		70.2		4.9		16.3		13		-						
					Bottom	8.9	0.4	169	26.0	26.0	7.9	7.9	26.0	26.0	72.0	72.1	5.0	5.1	17.3		18		-						
						8.9	0.4	177	26.0		7.9		26.0		72.1		5.1		17.4		18		-						
3-Sep-16	Cloudy	Moderate	13:06	9.7	Surface	1.0	0.4	187	27.7	27.7	7.8	7.8	24.0	24.0	75.5	75.5	5.2	5.2	8.6	13.6	5	9	-	-	822151	807554	N/A	N/A	N/A
						1.0	0.4	191	27.7		7.8		24.0		75.5		5.2		8.6		4		-						
					Middle	4.9	0.3	171	26.6	26.6	7.8	7.8	26.4	26.4	74.3	74.4	5.1		14.5		5		-						
						4.9	0.3	187	26.6		7.8		26.4		74.4		5.2		14.6		5		-						
					Bottom	8.7	0.4	97	26.6	26.6	7.9	7.9	27.7	27.7	76.3	76.3	5.2	5.2	17.7		16		-						
						8.7	0.4	98	26.6		7.9		27.7		76.3		5.2		17.7		16		-						
6-Sep-16	Cloudy	Moderate	14:38	9.5	Surface	1.0	0.4	156	26.6	26.6	7.7	7.7	23.6	23.6	67.9	67.9	4.8	4.8	9.5	13.4	4	8	-	-	822159	807563	N/A	N/A	N/A
						1.0	0.4	163	26.6		7.7		23.6		67.9		4.8		9.6		4		-						
					Middle	4.8	0.4	167	26.4	26.4	7.8	7.8	25.9	25.9	69.4	69.4	4.8		14.0		6		-						
						4.8	0.4	173	26.4		7.8		25.9		69.4		4.8		14.0		6		-						
					Bottom	8.5	0.3	130	26.4	26.4	7.8	7.8	26.3	26.3	74.4	74.6	5.2	5.2	16.5		15		-						
						8.5	0.3	132	26.4		7.8		26.3		74.7		5.2		16.5		15		-						
8-Sep-16	Cloudy	Moderate	15:52	9.1	Surface	1.0	0.3	177	27.0	27.0	8.0	8.0	16.0	16.0	90.1	90.0	6.6	6.0	3.4	5.1	2	3	-	-	822129	807563	N/A	N/A	N/A
						1.0	0.4	187	27.0		8.0		16.0		89.9		6.6		3.4		3		-						
					Middle	4.6	0.3	107	26.4	26.4	7.9	7.9	21.0	21.0	73.8	73.8	5.3		4.9		3		-						
						4.6	0.4	114	26.4		7.9		21.0		73.8		5.3		4.9		3		-						
					Bottom	8.1	0.3	123	26.1	26.1	8.0	8.0	26.5	26.5	70.6	70.6	4.9	4.9	6.9		3		-						
						8.1	0.4	125	26.1		8.0		26.5		70.6		4.9		6.9		3		-						
10-Sep-16	Rainy	Moderate	07:37	8.7	Surface	1.0	0.5	156	26.8	26.8	7.8	7.8	11.7	11.7	71.1	71.1	5.3	5.1	3.4	3.7	2	3	-	-	822151	807576	N/A	N/A	N/A
						1.0	0.5	156	26.8		7.8		11.7		71.1		5.3		3.4		2		-						
					Middle	4.4	0.3	183	26.5	26.5	7.8	7.8	19.7	19.8	67.0	67.0	4.8		3.1		2		-						
						4.4	0.3	191	26.5		7.8		19.8		66.9		4.8		3.1		<2		-						
					Bottom	7.7	0.3	129	25.9	25.9	7.9	7.9	28.1	28.1	64.6	64.7	4.5	4.5	4.7		4		-						
						7.7	0.4	135	25.9		7.9		28.1		64.8		4.5		4.7		6		-						
13-Sep-16	Cloudy	Moderate	10:54	9.0	Surface	1.0	0.8	177	26.9	26.9	8.0	8.0	20.8	20.8	86.9	86.9	6.2	5.4	2.1	6.1	4	3	-	-	822147	807577	N/A	N/A	N/A
						1.0	0.8	190	26.9		8.0		20.8		86.9		6.2		2.1		4		-						
					Middle	4.5	0.4	200	26.4	26.4	8.0	8.0	26.1	26.1	66.2	66.2	4.6		3.8		2		-						
						4.5	0.5	216	26.4		8.0		26.0		66.1		4.6		3.9		2		-						
					Bottom	8.0	0.3	221	26.0	26.0	8.0	8.0	30.3	30.3	61.5	61.5	4.2	4.2	12.4		2		-						
						8.0	0.3	235	26.0		8.0		30.3		61.5		4.2		12.4		4		-						
15-Sep-16	Cloudy	Rough	12:47	8.1	Surface	1.0	1.1	188	26.8	26.8	8.1	8.1	24.4	24.4	86.7	86.6	6.1	5.5	5.4	16.1	6	10	-	-	822148	807552	N/A	N/A	N/A
						1.0	1.2	202	26.8		8.1		24.4		86.5		6.0		5.5		5		-						
					Middle	4.1	0.7	207	26.4	26.4	8.0	8.0	25.8	25.8	72.0	72.0	5.0		14.3		11		-						
						4.1	0.7	221	26.4		8.0		25.8		72.0		5.0		14.3		13		-						
					Bottom	7.1	0.6	232	26.3	26.3	8.0	8.0	26.4	26.4	69.3	69.3	4.8	4.8	28.6		13		-						
						7.1	0.6	236	26.3		8.0		26.4		69.3		4.8		28.6		13		-						
17-Sep-16	Fine	Moderate	11:37	9.4	Surface	1.0	0.3	175	27.0	27.0	7.8	7.8	24.9	24.9	74.5	74.5	5.2	5.2	7.7	10.1	5	8	-	-	822157	807586	N/A	N/A	N/A
						1.0	0.4	186	27.0		7.8		24.9		74.5		5.2		7.7		4		-						
					Middle	4.7	0.4	103	26.8	26.8	7.9	7.9	25.6	25.6	73.5	73.5	5.1		9.0		9		-						
						4.7	0.4	113	26.8		7.9		25.5		73.5		5.1		9.0		9		-						
					Bottom	8.4	0.4	81	26.4	26.4	7.9	7.9	27.5	27.5	71.0	71.0	4.9	4.9	13.5		10		-						
						8.4	0.4	84	26.4		7.9		27.5		71.0		4.9		13.6		12		-						
20-Sep-16	Cloudy	Calm	13:56	9.7	Surface	1.0	0.4	165	26.3	26.3	8.0	8.0	25.3	25.3	82.1	82.2	5.7	5.8	5.2	5.4	6	7	-	-	822149	807570	N/A	N/A	N/A
						1.0	0.4	166	26.3		8.0		25.3		82.2		5.8		5.2		6		-						
					Middle	4.9	0.4	103	26.3	26.3	8.1	8.1	26.7	26.7	84.9	84.9	5.9		5.1		6		-						
						4.9	0.4	113	26.3		8.1		26.7		84.9		5.9		5.2		7		-						
					Bottom	8.7	0.5	79	26.1	26.1	8.1	8.1	28.4	28.4	85.7	85.8	5.9	5.9	5.9		7		-						
						8.7	0.5	84	26.1		8.1		28.4		85.8		5.9		5.9		8		-						
22-Sep-16	Cloudy	Moderate	15:54	10.0	Surface	1.0	0.4	160	26.7	26.7	7.8	7.8	26.6	26.6	88.1	88.1	6.1	6.0	2.9	12.4	3	9	-	-	822134	807567	N/A	N/A	N/A
						1.0	0.4	172	26.7		7.8		26.6		88.0		6.1		3.1		3		-						
					Middle	5.0	0.5	76	26.3	26.3	7.9	7.9	29.0	29.0	84.5	84.5	5.8		10.9		7		-						
						5.0	0.5	76	26.3		7.9		29.0		84.4		5.8		10.9		6		-						
					Bottom	9.0	0.4	93	26.3	26.3	7.9	7.9	29.6	29.6	84.7	84.9	5.8	5.8	23.3		18		-						
						9.0	0.4	94	26.3		7.9		29.6		85.1		5.8		23.2		18		-						
24-Sep-16	Fine	Moderate	07:03	8.5	Surface	1.0	0.6	184	26.5	26.5	7.8	7.8	24.7	24.7	83.5	83.5	5.9	5.8	2.7	5.0	4	6	-	-	822131	807577	N/A	N/A	N/A
						1.0	0.6	196	26.5		7.8		24.7		83.5		5.9		2.7		5		-						
					Middle	4.3	0.4	201	26.2	26.2	7.9	7.9	27.6	27.6	81.7	81.7	5.7		4.5		5		-						
						4.3	0.4	211	26.2		7.9		27.6		81.7		5.7		4.4		4		-						
					Bottom	7.5	0.4	226	26.2	26.2	7.9	7.9	29.0	29.0	83.4	83.9	5.7	5.8	7.9		9		-						
						7.5	0.4	242	26.2		7.9		29.0		84.3		5.8		7.9		7		-						
27-Sep-16	Fine	Moderate	11:37	8.4	Surface	1.0	0.9	182	27.5	27.5	7.9	7.9	23.2	23.2	90.6	90.5	6.3	5.9	1.0	6.7	<2	2	-	-	822141	807561	N/A	N/A	N/A
						1.0	1.0	195	27.5		7.9		23.2		90.4		6.3		1.0		2		-						
					Middle	4.2	0.6	197	26.8	26.8	7.9	7.9	27.6	27.6	80.8	80.8	5.5		4.2		<2		-						
						4.2	0.6	210	26.8		7.9		27.5		80.7		5.5		4.2		2		-						
					Bottom	7.4	0.5	222	26.5	26.5	7.9	7.9	29.3	29.3	80.8	80.9	5.5	5.5	14.8		2		-						
						7.4	0.5	233	26.5		7.9		29.3		80.9		5.5		14.8		2		-						
29-Sep-16	Cloudy	Moderate	12:36	9.2	Surface	1.0	0.8	169	26.1	26.1	7.9	7.9	25.7	25.7	93.4	93.4	6.5	6.5	3.7	8.8	6	8	-	-	822141	807577	N/A	N/A	N/A
						1.0	0.8	171	26.1		7.9		25.7		93.3		6.5		3.7		4		-						
					Middle	4.6	0.6	177	26.2	26.2	7.9	7.9	27.2	27.2	92.8	92.8	6.4		7.3		8		-						
						4.6	0.6	177	26.2		7.9		27.2		92.8		6.4		7.2		8		-						
					Bottom	8.2	0.3	205	26.2	26.2	8.0	8.0	29.5	29.6	93.6	93.6	6.4	6.4	15.3		9		-						
						8.2	0.4	207	26.2		8.0		29.6		93.6		6.4		15.4		10		-						

DA: Depth-Averaged
Calm: Small or no wave; Moderate: Between calm and rough; Rough : White capped or rougher

Expansion of Hong Kong International Airport into a Three-Runway System
Baseline Water Quality Monitoring
Water Quality Monitoring Results at SR3 during Mid-Flood Tide

Date	Weather Condition	Sea Condition	Sampling Time	Water Depth (m)	Sampling Depth (m)		Current Speed (m/s)	Current Direction	Water Temperature (°C) Value	Water Temperature (°C) Average	pH Value	pH Average	Salinity (ppt) Value	Salinity (ppt) Average	DO Saturation (%) Value	DO Saturation (%) Average	Dissolved Oxygen (mg/L) Value	Dissolved Oxygen (mg/L) DA	Turbidity(NTU) Value	Turbidity(NTU) DA	Suspended Solids (mg/L) Value	Suspended Solids (mg/L) DA	Total Alkalinity (ppm) Value	Total Alkalinity (ppm) DA	Coordinate HK Grid (Northing)	Coordinate HK Grid (Easting)	Observed construction activities <100m from location	Observed construction activities >100m from location	Other Observations
1-Sep-16	Cloudy	Moderate	06:32	9.3	Surface	1.0	0.4	206	26.5	26.5	7.8	7.8	21.9	21.9	64.0	64.0	4.6	4.5	6.4	9.9	4	7	-	-	822128	807562	N/A	N/A	N/A
						1.0	0.4	214	26.5		7.8		21.9		64.0		4.6		6.5		4		-						
					Middle	4.7	0.4	216	26.3	26.3	7.8	7.8	24.2	24.2	63.0	63.0	4.4		11.5		6		-						
						4.7	0.5	227	26.3		7.8		24.2		63.0		4.4		11.6		6		-						
					Bottom	8.3	0.7	218	26.3	26.3	7.8	7.8	24.3	24.3	64.8	64.9	4.6	4.6	11.8		11		-						
						8.3	0.8	224	26.3		7.8		24.3		64.9		4.6		11.8		10		-						
3-Sep-16	Cloudy	Moderate	07:51	9.5	Surface	1.0	0.3	199	26.8	26.8	7.7	7.7	19.4	19.4	71.3	71.3	5.1	5.0	4.5	6.0	3	4	-	-	822165	807574	N/A	N/A	N/A
						1.0	0.3	202	26.8		7.7		19.4		71.2		5.1		4.5		3		-						
					Middle	4.8	0.4	250	26.8	26.8	7.7	7.7	22.1	22.1	69.6	69.6	4.9		4.9		4		-						
						4.8	0.4	274	26.8		7.7		22.1		69.6		4.9		4.9		3		-						
					Bottom	8.5	0.4	223	26.7	26.7	7.8	7.8	22.8	22.8	74.2	74.2	5.2	5.2	8.6		5		-						
						8.5	0.4	238	26.7		7.8		22.8		74.2		5.2		8.6		4		-						
6-Sep-16	Cloudy	Moderate	09:08	9.3	Surface	1.0	0.4	215	26.5	26.5	7.8	7.8	20.5	20.5	67.5	67.5	4.8	4.8	4.0	4.8	2	5	-	-	822138	807589	N/A	N/A	N/A
						1.0	0.4	231	26.5		7.8		20.5		67.5		4.8		4.0		3		-						
					Middle	4.7	0.3	250	26.4	26.4	7.9	7.9	24.4	24.4	67.6	67.6	4.8		5.0		5		-						
						4.7	0.3	264	26.4		7.9		24.4		67.6		4.8		5.0		5		-						
					Bottom	8.3	0.3	185	26.3	26.3	7.9	7.9	24.6	24.6	68.5	68.5	4.8	4.8	5.3		7		-						
						8.3	0.3	199	26.3		7.9		24.6		68.5		4.8		5.3		8		-						
8-Sep-16	Cloudy	Moderate	12:13	9.3	Surface	1.0	0.3	203	26.8	26.8	7.8	7.8	18.0	18.0	74.0	74.0	5.4	5.1	4.2	7.8	2	3	-	-	822154	807566	N/A	N/A	N/A
						1.0	0.3	208	26.8		7.8		18.0		74.0		5.4		4.2		3		-						
					Middle	4.7	0.4	84	26.5	26.5	7.8	7.8	22.0	22.0	67.2	67.2	4.8		6.8		2		-						
						4.7	0.4	90	26.5		7.8		22.0		67.2		4.8		6.9		3		-						
					Bottom	8.3	0.4	103	26.3	26.3	7.9	7.9	24.6	24.6	68.8	68.8	4.8	4.8	12.3		4		-						
						8.3	0.4	110	26.3		7.9		24.6		68.8		4.8		12.3		3		-						
10-Sep-16	Rainy	Moderate	14:12	8.7	Surface	1.0	0.8	181	26.4	26.4	7.8	7.8	11.8	11.8	77.6	77.6	5.9	5.4	3.9	4.6	<2	2	-	-	822137	807570	N/A	N/A	N/A
						1.0	0.8	195	26.4		7.8		11.8		77.6		5.9		3.9		2		-						
					Middle	4.4	0.3	206	26.4	26.4	7.8	7.8	18.7	18.7	65.5	65.5	4.8		4.5		3		-						
						4.4	0.3	216	26.4		7.8		18.7		65.5		4.8		4.5		2		-						
					Bottom	7.7	0.3	206	26.0	26.0	7.8	7.8	26.8	26.8	70.6	70.6	4.9	4.9	5.5		2		-						
						7.7	0.3	219	26.0		7.8		26.8		70.6		4.9		5.5		3		-						
13-Sep-16	Cloudy	Moderate	16:38	8.4	Surface	1.0	0.6	182	27.8	27.8	8.1	8.1	17.0	17.0	108.3	108.2	7.7	6.2	5.0	3.9	6	5	-	-	822130	807571	N/A	N/A	N/A
						1.0	0.7	195	27.8		8.1		17.0		108.0		7.7		4.9		6		-						
					Middle	4.2	0.5	180	26.5	26.5	7.9	7.9	26.2	26.2	66.7	66.8	4.6		3.1		4		-						
						4.2	0.5	189	26.5		7.9		26.2		66.8		4.6		3.1		5		-						
					Bottom	7.4	0.2	197	26.1	26.1	7.9	7.9	28.2	28.2	62.6	62.6	4.3	4.3	3.6		4		-						
						7.4	0.3	203	26.1		7.9		28.2		62.6		4.3		3.6		4		-						
15-Sep-16	Cloudy	Moderate	17:29	9.2	Surface	1.0	0.9	184	26.8	26.8	8.0	8.0	21.8	21.8	88.7	88.7	6.3	5.7	4.2	7.5	4	7	-	-	822138	807579	N/A	N/A	N/A
						1.0	0.9	195	26.8		8.0		21.8		88.7		6.3		4.2		3		-						
					Middle	4.6	0.8	187	26.0	26.0	7.9	7.9	25.8	25.8	72.1	72.1	5.1		9.0		8		-						
						4.6	0.8	196	26.0		7.9		25.8		72.1		5.1		9.0		9		-						
					Bottom	8.2	0.6	197	25.9	25.9	7.9	7.9	26.7	26.7	75.1	75.1	5.3	5.3	9.3		9		-						
						8.2	0.6	208	25.9		7.9		26.7		75.1		5.3		9.3		9		-						
17-Sep-16	Fine	Moderate	07:25	9.3	Surface	1.0	0.4	195	26.8	26.8	7.8	7.8	28.0	28.0	83.1	83.3	5.7	5.2	11.6	17.4	9	19	-	-	822166	807560	N/A	N/A	N/A
						1.0	0.4	202	26.8		7.8		28.0		83.5		5.7		11.8		10		-						
					Middle	4.7	0.3	133	26.7	26.7	7.8	7.8	28.4	28.4	68.0	68.0	4.7		14.8		22		-						
						4.7	0.3	133	26.7		7.8		28.4		68.0		4.7		14.9		23		-						
					Bottom	8.3	0.3	101	26.7	26.7	7.8	7.8	28.6	28.6	69.2	69.6	4.7	4.8	26.4		25		-						
						8.3	0.3	107	26.7		7.8		28.6		70.0		4.8		24.6		23		-						
20-Sep-16	Cloudy	Rough	10:28	9.4	Surface	1.0	0.5	169	26.1	26.1	8.0	8.0	25.7	25.7	78.0	78.1	5.5	5.6	5.9	7.1	4	6	-	-	822160	807564	N/A	N/A	N/A
						1.0	0.5	169	26.1		8.0		25.7		78.1		5.5		6.1		5		-						
					Middle	4.7	0.7	68	26.1	26.1	8.0	8.0	26.3	26.3	80.2	80.3	5.6		7.3		6		-						
						4.7	0.7	69	26.1		8.0		26.3		80.3		5.6		7.4		7		-						
					Bottom	8.4	0.5	101	26.1	26.1	8.0	8.0	26.9	27.0	81.9	82.4	5.7	5.8	8.0		7		-						
						8.4	0.5	105	26.1		8.0		27.0		82.9		5.8		8.1		7		-						
22-Sep-16	Cloudy	Moderate	11:56	9.3	Surface	1.0	0.4	229	26.5	26.5	7.8	7.8	24.8	24.8	78.0	78.0	5.5	5.4	3.7	6.8	8	8	-	-	822138	807555	N/A	N/A	N/A
						1.0	0.4	238	26.5		7.8		24.8		77.9		5.5		3.5		7		-						
					Middle	4.7	0.4	226	26.3	26.3	7.9	7.9	26.8	26.8	76.0	76.0	5.3		5.2		8		-						
						4.7	0.4	236	26.3		7.9		26.8		76.0		5.3		5.4		7		-						
					Bottom	8.3	0.3	201	26.3	26.3	7.9	7.9	27.4	27.4	77.6	77.6	5.4	5.4	11.5		10		-						
						8.3	0.4	213	26.3		7.9		27.4		77.6		5.4		11.5		9		-						
24-Sep-16	Cloudy	Moderate	13:39	8.6	Surface	1.0	0.7	186	26.8	26.8	7.8	7.8	23.0	23.0	80.5	80.5	5.7	5.6	2.8	5.1	4	4	-	-	822164	807574	N/A	N/A	N/A
						1.0	0.7	197	26.8		7.8		23.0		80.5		5.7		2.8		3		-						
					Middle	4.3	0.4	207	26.3	26.3	7.8	7.8	28.0	28.0	78.9	78.9	5.4		4.0		4		-						
						4.3	0.4	223	26.3		7.8		27.9		78.9		5.4		4.0		5		-						
					Bottom	7.6	0.5	236	26.3	26.3	7.9	7.9	29.0	29.1	78.7	78.8	5.4	5.4	8.0		4		-						
						7.6	0.5	252	26.3		7.8		29.1		78.8		5.4		8.9		5		-						
27-Sep-16	Fine	Moderate	16:16	8.0	Surface	1.0	0.7	177	27.5	27.5	7.8	7.8	24.0	24.0	90.9	91.0	6.3	6.2	1.6	1.4	<2	3	-	-	822156	807564	N/A	N/A	N/A
						1.0	0.8	184	27.5		7.8		24.0		91.0		6.3		1.6		<2		-						
					Middle	4.0	0.4	189	27.1	27.1	7.8	7.8	26.2	26.2	87.0	87.0	6.0		1.2		<2		-						
						4.0	0.5	205	27.1		7.8		26.1		87.0		6.0		1.2		3		-						
					Bottom	7.0	0.3	197	27.0	27.0	7.8	7.8	27.2	27.2	88.8	88.8	6.1	6.1	1.3		4		-						
						7.0	0.3	212	27.0		7.8		27.2		88.8		6.1		1.3		2		-						
29-Sep-16	Cloudy	Rough	17:24	8.7	Surface	1.0	0.6	158	26.1	26.1	7.9	7.9	25.8	25.8	93.9	93.9	6.6	6.6	4.3	8.1	4	5	-	-	822165	807568	N/A	N/A	N/A
						1.0	0.6	165	26.1		7.9		25.8		93.9		6.6		4.4		4		-						
					Middle	4.4	0.6	107	26.2	26.2	7.9	7.9	26.0	26.0	92.8	92.8	6.5		5.5		7		-						
						4.4	0.6	109	26.2		7.9		26.0		92.7		6.5		5.5		5		-						
					Bottom	7.7	0.5	103	26.2	26.2	7.9	7.9	27.5	27.5	92.1	92.2	6.4	6.4	14.4		6		-						
						7.7	0.5	113	26.2		7.9		27.5		92.2		6.4		14.4		6		-						

DA: Depth-Averaged
Calm: Small or no wave; Moderate: Between calm and rough; Rough : White capped or rougher

Expansion of Hong Kong International Airport into a Three-Runway System
Baseline Water Quality Monitoring
Water Quality Monitoring Results at SR4A during Mid-Ebb Tide

Date	Weather Condition	Sea Condition	Sampling Time	Water Depth (m)	Sampling Depth (m)		Current Speed (m/s)	Current Direction	Water Temperature (°C) Value	Water Temperature (°C) Average	pH Value	pH Average	Salinity (ppt) Value	Salinity (ppt) Average	DO Saturation (%) Value	DO Saturation (%) Average	Dissolved Oxygen (mg/L) Value	Dissolved Oxygen (mg/L) DA	Turbidity(NTU) Value	Turbidity(NTU) DA	Suspended Solids (mg/L) Value	Suspended Solids (mg/L) DA	Total Alkalinity (ppm) Value	Total Alkalinity (ppm) DA	Coordinate HK Grid (Northing)	Coordinate HK Grid (Easting)	Observed construction activities <100m from location	Observed construction activities >100m from location	Other Observations
1-Sep-16	Fine	Calm	13:16	8.3	Surface	1.0	0.3	101	27.7	27.7	7.9	7.9	27.3	27.3	77.4	77.4	5.2	5.2	6.8	10.6	13	15	-	-	817188	807809	N/A	N/A	N/A
						1.0	0.3	109	27.7		7.9		27.3		77.3		5.2		6.9		13		-						
					Middle	4.2	0.2	105	27.6	27.6	7.9	7.9	27.5	27.5	75.5	75.6	5.1		11.0		13		-						
						4.2	0.2	107	27.6		7.9		27.5		75.6		5.1		10.9		13		-						
					Bottom	7.3	0.1	150	27.6	27.6	7.9	7.9	27.6	27.6	75.9	76.1	5.1	5.1	14.1		18		-						
						7.3	0.1	157	27.6		7.9		27.6		76.2		5.1		14.0		20		-						
3-Sep-16	Cloudy	Calm	14:01	8.3	Surface	1.0	0.4	113	28.4	28.4	7.9	7.9	26.7	26.7	76.2	76.2	5.1	5.1	13.4	16.8	21	29	-	-	817187	807820	N/A	N/A	N/A
						1.0	0.4	118	28.4		7.9		26.7		76.2		5.1		13.1		22		-						
					Middle	4.2	0.4	97	28.3	28.3	7.9	7.9	26.8	26.8	75.0	75.0	5.0		14.6		24		-						
						4.2	0.4	105	28.3		7.9		26.8		74.9		5.0		14.5		25		-						
					Bottom	7.3	0.3	108	27.9	27.9	7.9	7.9	27.7	27.7	72.7	72.7	4.9	4.9	22.7		42		-						
						7.3	0.3	117	27.9		7.9		27.7		72.7		4.9		22.7		42		-						
6-Sep-16	Cloudy	Moderate	15:37	7.6	Surface	1.0	0.4	101	28.0	28.0	7.9	7.9	28.0	28.0	72.3	72.3	4.8	4.8	6.0	7.3	10	13	-	-	817199	807813	N/A	N/A	N/A
						1.0	0.4	101	28.0		7.9		28.0		72.3		4.8		5.9		10		-						
					Middle	3.8	0.4	98	27.9	27.9	7.9	7.9	28.4	28.4	70.7	70.7	4.7		7.3		12		-						
						3.8	0.4	101	27.9		7.9		28.4		70.7		4.7		7.5		10		-						
					Bottom	6.6	0.4	107	27.9	27.9	7.9	7.9	28.8	28.8	71.0	71.2	4.7	4.8	8.5		19		-						
						6.6	0.4	111	27.9		7.9		28.8		71.4		4.8		8.5		19		-						
8-Sep-16	Cloudy	Moderate	16:59	7.8	Surface	1.0	0.3	172	28.4	28.4	7.8	7.8	20.5	20.6	84.0	83.9	5.8	5.3	9.1	19.4	11	22	-	-	817195	807804	N/A	N/A	N/A
						1.0	0.3	178	28.4		7.8		20.7		83.7		5.8		9.2		10		-						
					Middle	3.9	0.4	80	28.0	28.0	7.9	7.9	26.1	26.1	70.3	70.3	4.8		24.0		28		-						
						3.9	0.5	85	28.0		7.9		26.1		70.2		4.8		24.3		28		-						
					Bottom	6.8	0.3	105	27.9	27.9	7.9	7.9	28.5	28.5	69.8	70.2	4.7	4.7	25.1		26		-						
						6.8	0.3	109	27.9		7.9		28.5		70.6		4.7		24.5		28		-						
10-Sep-16	Rainy	Calm	06:17	8.6	Surface	1.0	0.6	224	28.1	28.1	7.8	7.8	18.0	18.1	75.3	75.2	5.3	5.0	4.1	5.9	3	8	-	-	817180	807792	N/A	N/A	N/A
						1.0	0.6	243	28.1		7.8		18.2		75.1		5.3		4.2		4		-						
					Middle	4.3	0.6	210	27.8	27.8	8.0	8.0	30.5	30.5	69.8	69.8	4.6		6.4		6		-						
						4.3	0.6	226	27.8		8.0		30.5		69.8		4.6		6.5		8		-						
					Bottom	7.6	0.6	185	27.7	27.7	8.0	8.0	31.7	31.7	71.4	71.8	4.7	4.8	6.9		12		-						
						7.6	0.6	192	27.7		8.0		31.7		72.1		4.8		7.1		14		-						
13-Sep-16	Cloudy	Moderate	09:18	8.4	Surface	1.0	0.3	242	28.4	28.4	7.9	7.9	24.1	24.1	78.2	77.9	5.3	5.2	1.4	4.5	4	10	-	-	817182	807820	N/A	N/A	N/A
						1.0	0.3	251	28.4		7.9		24.0		77.6		5.3		1.5		5		-						
					Middle	4.2	0.4	244	28.3	28.3	7.9	7.9	27.1	27.1	74.2	74.3	5.0		1.7		7		-						
						4.2	0.4	244	28.3		7.9		27.0		74.3		5.0		1.6		9		-						
					Bottom	7.4	0.2	250	27.9	27.9	7.9	7.9	29.9	29.9	64.4	65.2	4.3	4.4	10.6		18		-						
						7.4	0.2	261	27.9		7.9		29.9		65.9		4.4		10.3		18		-						
15-Sep-16	Fine	Calm	10:47	8.6	Surface	1.0	0.7	255	28.8	28.8	8.0	8.0	24.9	24.9	84.9	84.3	5.7	5.2	7.5	15.0	12	15	-	-	817178	807800	N/A	N/A	N/A
						1.0	0.8	256	28.8		8.0		24.8		83.6		5.6		7.7		10		-						
					Middle	4.3	0.7	253	27.9	28.0	7.9	7.9	30.4	30.4	72.8	73.1	4.8		13.4		15		-						
						4.3	0.7	259	28.0		7.9		30.4		73.3		4.8		13.3		15		-						
					Bottom	7.6	0.6	249	27.7	27.7	7.9	7.9	31.0	31.0	62.0	62.6	4.1	4.2	24.2		20		-						
						7.6	0.6	254	27.7		7.9		31.0		63.2		4.2		24.1		18		-						
17-Sep-16	Sunny	Moderate	13:02	9.1	Surface	1.0	0.3	88	28.8	28.8	7.9	7.9	26.2	26.2	76.3	76.3	5.1	4.8	6.3	17.5	10	25	-	-	817194	807815	N/A	N/A	N/A
						1.0	0.3	93	28.8		7.9		26.2		76.3		5.1		6.3		10		-						
					Middle	4.6	0.3	85	28.1	28.1	7.9	7.9	29.1	29.1	66.1	66.1	4.5		19.1		29		-						
						4.6	0.4	87	28.1		7.9		29.1		66.0		4.5		19.1		30		-						
					Bottom	8.1	0.3	85	28.0	28.0	7.9	7.9	29.4	29.4	64.6	64.6	4.3	4.3	27.2		37		-						
						8.1	0.3	85	28.0		7.9		29.4		64.6		4.3		27.1		35		-						
20-Sep-16	Fine	Calm	15:11	8.3	Surface	1.0	0.4	84	28.1	28.1	8.0	8.0	30.5	30.5	86.7	86.7	5.7	5.7	6.7	11.4	8	11	-	-	817170	807829	N/A	N/A	N/A
						1.0	0.4	89	28.1		8.0		30.5		86.7		5.7		7.1		10		-						
					Middle	4.2	0.4	83	28.1	28.1	8.1	8.1	30.5	30.5	86.2	86.2	5.7		9.8		12		-						
						4.2	0.4	84	28.1		8.1		30.5		86.2		5.7		10.0		10		-						
					Bottom	7.3	0.4	91	28.0	28.0	8.1	8.1	31.6	31.6	86.2	86.2	5.7	5.7	17.5		13		-						
						7.3	0.4	95	28.0		8.1		31.6		86.2		5.7		17.2		12		-						
22-Sep-16	Fine	Calm	16:53	8.2	Surface	1.0	0.3	111	28.5	28.5	8.0	8.0	29.3	29.3	94.4	94.4	6.2	6.2	4.4	6.0	9	8	-	-	817192	807825	N/A	N/A	N/A
						1.0	0.3	118	28.5		8.0		29.3		94.3		6.2		4.4		7		-						
					Middle	4.1	0.3	106	28.5	28.5	8.0	8.0	29.4	29.4	93.1	93.1	6.1		6.1		8		-						
						4.1	0.3	111	28.5		8.0		29.4		93.0		6.1		6.3		8		-						
					Bottom	7.2	0.3	100	28.4	28.4	8.0	8.0	29.6	29.6	94.6	95.2	6.2	6.3	7.7		8		-						
						7.2	0.3	107	28.4		8.0		29.6		95.8		6.3		7.3		9		-						
24-Sep-16	Fine	Calm	05:57	7.8	Surface	1.0	0.3	135	28.0	28.0	8.0	8.0	30.7	30.7	88.4	88.4	5.8	5.8	3.9	6.5	9	12	-	-	817207	807800	N/A	N/A	N/A
						1.0	0.3	145	28.0		8.0		30.7		88.4		5.8		4.0		8		-						
					Middle	3.9	0.4	99	28.0	28.0	8.0	8.0	31.0	31.0	87.4	87.4	5.8		7.8		14		-						
						3.9	0.4	106	28.0		8.0		31.0		87.4		5.8		7.5		13		-						
					Bottom	6.8	0.3	123	28.0	28.0	8.0	8.0	31.2	31.2	89.9	90.0	5.9	5.9	7.9		14		-						
						6.8	0.3	124	28.0		8.0		31.2		90.0		5.9		7.8		16		-						
27-Sep-16	Fine	Calm	09:44	7.9	Surface	1.0	0.4	253	28.9	28.9	8.0	8.0	27.4	27.4	88.7	88.7	5.5	5.6	3.6	6.3	7	10	-	-	817190	807795	N/A	N/A	N/A
						1.0	0.4	260	28.9		8.0		27.4		88.6		5.5		3.6		6		-						
					Middle	4.0	0.5	246	28.6	28.6	8.0	8.0	29.9	29.9	85.2	85.3	5.6		7.0		11		-						
						4.0	0.5	251	28.6		8.0		29.9		85.3		5.6		6.9		11		-						
					Bottom	6.9	0.4	244	28.5	28.5	8.0	8.0	30.3	30.3	86.4	86.6	5.5	5.5	8.4		13		-						
						6.9	0.4	245	28.5		8.0		30.3		86.8		5.5		8.4		13		-						
29-Sep-16	Fine	Calm	11:34	8.2	Surface	1.0	0.5	248	28.1	28.1	8.0	8.0	27.5	27.5	95.9	95.9	6.4	6.4	7.6	7.6	14	14	-	-	817207	807814	N/A	N/A	N/A
						1.0	0.5	253	28.1		8.0		27.5		95.9		6.4		7.6		14		-						
					Middle	4.1	0.5	251	28.1	28.1	8.0	8.0	27.7	27.7	95.1	95.1	6.4		6.9		13		-						
						4.1	0.5	275	28.1		8.0		27.7		95.1		6.4		7.1		13		-						
					Bottom	7.2	0.5	249	28.1	28.1	8.0	8.0	27.8	27.8	94.9	94.9	6.3	6.3	8.1		15		-						
						7.2	0.5	272	28.1		8.0		27.8		94.9		6.3		8.2		16		-						

DA: Depth-Averaged
Calm: Small or no wave; Moderate: Between calm and rough; Rough : White capped or rougher

Expansion of Hong Kong International Airport into a Three-Runway System
Baseline Water Quality Monitoring
Water Quality Monitoring Results at SR4A during Mid-Flood Tide

Date	Weather Condition	Sea Condition	Sampling Time	Water Depth (m)	Sampling Depth (m)		Current Speed (m/s)	Current Direction	Water Temperature (°C) Value	Water Temperature (°C) Average	pH Value	pH Average	Salinity (ppt) Value	Salinity (ppt) Average	DO Saturation (%) Value	DO Saturation (%) Average	Dissolved Oxygen (mg/L) Value	Dissolved Oxygen (mg/L) DA	Turbidity(NTU) Value	Turbidity(NTU) DA	Suspended Solids (mg/L) Value	Suspended Solids (mg/L) DA	Total Alkalinity (ppm) Value	Total Alkalinity (ppm) DA	Coordinate HK Grid (Northing)	Coordinate HK Grid (Easting)	Observed construction activities <100m from location	Observed construction activities >100m from location	Other Observations
1-Sep-16	Cloudy	Calm	06:00	9.1	Surface	1.0	0.4	247	27.9	27.9	7.8	7.8	26.8	26.8	73.8	73.7	5.0	5.0	7.3	7.8	9	11	-	-	817207	807792	N/A	N/A	N/A
						1.0	0.4	265	27.9		7.8		26.8		73.6		5.0		6.7		8		-						
					Middle	4.6	0.4	248	27.9	27.9	7.8	7.8	27.1	27.1	72.5	72.5	4.9		7.2		10		-						
						4.6	0.4	248	27.9		7.8		27.1		72.5		4.9		7.9		10		-						
					Bottom	8.1	0.3	252	27.8	27.8	7.8	7.8	27.3	27.3	74.4	75.1	5.0	5.1	8.9		15		-						
						8.1	0.3	255	27.8		7.8		27.3		75.7		5.1		8.5		15		-						
3-Sep-16	Cloudy	Calm	07:12	8.7	Surface	1.0	0.6	235	28.0	28.0	7.8	7.8	24.7	24.7	74.7	74.8	5.1	5.1	11.8	14.1	13	20	-	-	817208	807798	N/A	N/A	N/A
						1.0	0.6	237	28.0		7.8		24.7		74.8		5.1		11.8		14		-						
					Middle	4.4	0.6	253	28.1	28.1	7.8	7.8	24.7	24.7	74.8	74.8	5.1		12.6		22		-						
						4.4	0.6	275	28.1		7.8		24.7		74.8		5.1		12.7		23		-						
					Bottom	7.7	0.4	242	28.0	28.0	7.8	7.8	24.8	24.8	75.3	75.3	5.1	5.1	17.7		24		-						
						7.7	0.5	265	28.0		7.8		24.8		75.3		5.1		17.8		24		-						
6-Sep-16	Cloudy	Calm	09:29	8.2	Surface	1.0	0.5	244	27.8	27.8	7.8	7.8	25.5	25.5	73.0	73.0	5.0	4.9	5.1	7.0	11	14	-	-	817203	807820	N/A	N/A	N/A
						1.0	0.6	263	27.8		7.8		25.5		72.9		5.0		5.1		12		-						
					Middle	4.1	0.5	246	27.8	27.8	7.8	7.8	26.0	26.0	71.3	71.2	4.8		6.3		12		-						
						4.1	0.5	261	27.8		7.8		26.0		71.1		4.8		6.5		13		-						
					Bottom	7.2	0.4	243	27.9	27.9	7.9	7.9	27.9	27.9	69.2	69.2	4.6	4.6	9.6		16		-						
						7.2	0.4	254	27.9		7.9		27.9		69.2		4.6		9.6		18		-						
8-Sep-16	Cloudy	Calm	10:53	7.6	Surface	1.0	0.4	253	27.9	27.9	7.8	7.8	23.0	23.0	73.8	73.8	5.1	5.1	14.7	15.5	23	25	-	-	817169	807827	N/A	N/A	N/A
						1.0	0.4	273	27.9		7.8		23.0		73.7		5.1		15.0		22		-						
					Middle	3.8	0.4	254	27.9	27.9	7.8	7.8	23.2	23.2	72.5	72.4	5.0		14.5		25		-						
						3.8	0.4	269	27.9		7.8		23.2		72.2		5.0		14.4		26		-						
					Bottom	6.6	0.3	251	27.9	27.9	7.8	7.8	26.3	26.3	68.9	69.0	4.7	4.7	17.1		27		-						
						6.6	0.4	270	27.9		7.8		26.3		69.0		4.7		17.0		28		-						
10-Sep-16	Rainy	Calm	15:33	8.7	Surface	1.0	0.3	168	27.9	27.9	7.8	7.8	13.8	13.8	89.8	89.7	6.5	6.3	5.6	7.2	8	10	-	-	817183	807804	N/A	N/A	N/A
						1.0	0.3	169	27.9		7.8		13.8		89.6		6.5		5.5		8		-						
					Middle	4.4	0.2	191	27.9	27.9	7.8	7.8	16.4	16.4	85.6	85.6	6.1		6.2		11		-						
						4.4	0.2	198	27.9		7.8		16.4		85.5		6.1		6.2		9		-						
					Bottom	7.7	0.4	251	27.8	27.8	7.9	7.9	28.9	29.0	67.2	67.9	4.5	4.6	10.0		11		-						
						7.7	0.5	262	27.8		7.9		29.0		68.6		4.6		9.4		10		-						
13-Sep-16	Cloudy	Moderate	17:39	7.9	Surface	1.0	0.4	107	29.0	29.0	7.9	7.9	23.7	23.7	85.6	85.4	5.8	5.6	5.5	8.8	9	11	-	-	817193	807812	N/A	N/A	N/A
						1.0	0.4	114	29.0		7.9		23.7		85.2		5.8		5.4		10		-						
					Middle	4.0	0.5	97	28.8	28.8	7.9	7.9	24.4	24.4	79.3	79.0	5.3		7.8		10		-						
						4.0	0.5	101	28.8		7.9		24.3		78.6		5.3		8.0		10		-						
					Bottom	6.9	0.4	91	28.1	28.1	7.9	7.9	28.3	28.3	65.2	65.3	4.4	4.4	13.1		12		-						
						6.9	0.5	91	28.1		7.9		28.3		65.4		4.4		12.9		12		-						
15-Sep-16	Fine	Rough	18:35	8.6	Surface	1.0	0.2	115	29.0	29.0	8.0	8.0	24.8	24.8	96.4	96.4	6.5	6.3	8.5	14.9	19	22	-	-	817195	807811	N/A	N/A	N/A
						1.0	0.2	123	29.0		8.0		24.8		96.4		6.5		8.7		19		-						
					Middle	4.3	0.3	78	29.0	29.0	8.0	8.0	24.9	25.0	91.6	91.6	6.1		12.7		21		-						
						4.3	0.3	84	29.0		8.0		25.0		91.5		6.1		13.0		22		-						
					Bottom	7.6	0.3	87	28.5	28.5	8.0	8.0	26.9	26.9	86.4	88.0	5.8	5.9	24.0		23		-						
						7.6	0.3	89	28.5		8.0		26.9		89.5		6.0		22.3		25		-						
17-Sep-16	Sunny	Rough	05:55	9.6	Surface	1.0	0.4	97	28.3	28.3	7.9	7.9	26.6	26.6	75.0	75.0	5.0	5.0	11.7	19.7	14	19	-	-	817185	807823	N/A	N/A	N/A
						1.0	0.5	105	28.3		7.9		26.6		75.0		5.0		11.7		12		-						
					Middle	4.8	0.5	95	28.2	28.2	7.9	7.9	26.6	26.6	74.6	74.6	5.0		12.4		17		-						
						4.8	0.5	103	28.2		7.9		26.6		74.6		5.0		12.5		19		-						
					Bottom	8.6	0.4	86	28.2	28.2	7.9	7.9	27.1	27.1	73.3	73.3	4.9	4.9	35.1		24		-						
						8.6	0.4	87	28.2		7.9		27.1		73.3		4.9		34.6		25		-						
20-Sep-16	Rainy	Calm	08:35	9.4	Surface	1.0	0.1	174	28.3	28.3	7.9	7.9	28.4	28.4	79.8	79.8	5.3	5.3	8.7	9.6	17	18	-	-	817184	807807	N/A	N/A	N/A
						1.0	0.1	190	28.3		7.9		28.4		79.7		5.3		8.7		17		-						
					Middle	4.7	0.1	143	28.3	28.3	7.9	7.9	28.4	28.4	79.1	79.1	5.3		10.2		18		-						
						4.7	0.1	150	28.3		7.9		28.4		79.0		5.3		10.0		17		-						
					Bottom	8.4	0.1	125	28.3	28.3	7.9	7.9	28.5	28.5	78.8	78.9	5.2	5.3	9.9		18		-						
						8.4	0.1	126	28.3		7.9		28.5		79.0		5.3		9.8		18		-						
22-Sep-16	Fine	Calm	10:34	8.7	Surface	1.0	0.3	233	28.4	28.4	8.0	8.0	29.1	29.1	84.4	84.4	5.6	5.6	7.1	9.8	13	16	-	-	817172	807796	N/A	N/A	N/A
						1.0	0.3	249	28.4		8.0		29.1		84.4		5.6		7.4		13		-						
					Middle	4.4	0.2	248	28.4	28.4	8.0	8.0	29.2	29.2	84.1	84.2	5.6		9.8		15		-						
						4.4	0.2	254	28.4		8.0		29.2		84.2		5.6		10.3		15		-						
					Bottom	7.7	0.2	247	28.4	28.4	8.0	8.0	29.3	29.3	84.0	84.0	5.5	5.5	12.1		18		-						
						7.7	0.2	251	28.4		8.0		29.3		84.0		5.5		12.0		19		-						
24-Sep-16	Fine	Calm	14:21	8.2	Surface	1.0	0.3	240	28.3	28.3	8.0	8.0	29.8	29.8	89.8	89.8	5.9	5.9	6.3	7.0	12	13	-	-	817181	807827	N/A	N/A	N/A
						1.0	0.4	245	28.3		8.0		29.8		89.8		5.9		6.3		11		-						
					Middle	4.1	0.3	239	28.3	28.3	8.0	8.0	29.9	29.9	89.4	89.4	5.9		6.8		12		-						
						4.1	0.3	262	28.3		8.0		29.9		89.4		5.9		6.7		11		-						
					Bottom	7.2	0.2	217	28.2	28.2	8.0	8.0	29.9	29.9	89.1	89.1	5.9	5.9	7.9		14		-						
						7.2	0.3	219	28.2		8.0		29.9		89.1		5.9		7.8		16		-						
27-Sep-16	Fine	Calm	17:46	8.3	Surface	1.0	0.2	94	29.5	29.5	8.0	8.0	26.6	26.6	93.7	93.7	6.2	6.2	10.4	14.9	11	17	-	-	817177	807818	N/A	N/A	N/A
						1.0	0.3	95	29.5		8.0		26.6		93.7		6.2		10.4		13		-						
					Middle	4.2	0.3	75	29.4	29.4	8.0	8.0	26.6	26.7	92.7	92.6	6.1		9.1		21		-						
						4.2	0.3	75	29.4		8.0		26.7		92.4		6.1		10.1		21		-						
					Bottom	7.3	0.3	78	28.8	28.8	8.0	8.0	29.1	29.1	85.4	85.5	5.6	5.6	24.3		18		-						
						7.3	0.3	83	28.8		8.0		29.1		85.5		5.6		25.3		20		-						
29-Sep-16	Fine	Calm	18:29	8.4	Surface	1.0	0.3	89	28.5	28.5	8.0	8.0	29.3	29.3	94.4	94.4	6.2	6.2	4.4	6.0	7	9	-	-	817184	807812	N/A	N/A	N/A
						1.0	0.3	89	28.5		8.0		29.3		94.3		6.2		4.4		7		-						
					Middle	4.2	0.2	84	28.5	28.5	8.0	8.0	29.4	29.4	93.1	93.1	6.1		6.1		6		-						
						4.2	0.2	90	28.5		8.0		29.4		93.0		6.1		6.3		7		-						
					Bottom	7.4	0.2	88	28.4	28.4	8.0	8.0	29.6	29.6	94.6	95.2	6.2	6.3	7.7		12		-						
						7.4	0.2	89	28.4		8.0		29.6		95.8		6.3		7.3		14		-						

DA: Depth-Averaged
Calm: Small or no wave; Moderate: Between calm and rough; Rough : White capped or rougher

Expansion of Hong Kong International Airport into a Three-Runway System
Baseline Water Quality Monitoring
Water Quality Monitoring Results at SR5A during Mid-Ebb Tide

Date	Weather Condition	Sea Condition	Sampling Time	Water Depth (m)	Sampling Depth (m)		Current Speed (m/s)	Current Direction	Water Temperature (°C) Value	Water Temperature (°C) Average	pH Value	pH Average	Salinity (ppt) Value	Salinity (ppt) Average	DO Saturation (%) Value	DO Saturation (%) Average	Dissolved Oxygen (mg/L) Value	Dissolved Oxygen (mg/L) DA	Turbidity(NTU) Value	Turbidity(NTU) DA	Suspended Solids (mg/L) Value	Suspended Solids (mg/L) DA	Total Alkalinity (ppm) Value	Total Alkalinity (ppm) DA	Coordinate HK Grid (Northing)	Coordinate HK Grid (Easting)	Observed construction activities <100m from location	Observed construction activities >100m from location	Other Observations
1-Sep-16	Fine	Calm	13:33	4.4	Surface	1.0	0.2	125	28.0	28.0	7.9	7.9	26.5	26.5	80.9	80.9	5.5	5.5	6.7	10.3	9	11	-	-	816605	810691	N/A	N/A	N/A
						1.0	0.2	132	28.0		7.9		26.5		80.8		5.4		6.7		10		-						
					Middle	2.2	-	-	-	-	-	-	-	-	-	-	-		-		-		-						
						2.2	-	-	-		-		-		-		-		-		-		-						
					Bottom	3.4	0.1	108	27.9	27.9	7.9	7.9	27.2	27.2	77.4	77.8	5.2	5.3	14.1		13		-						
						3.4	0.2	111	27.9		7.9		27.2		78.2		5.3		13.5		12		-						
3-Sep-16	Cloudy	Calm	14:21	4.7	Surface	1.0	0.1	120	28.8	28.8	7.8	7.8	24.4	24.5	78.5	78.5	5.3	5.3	5.8	7.8	11	13	-	-	816579	810713	N/A	N/A	N/A
						1.0	0.1	130	28.8		7.8		24.5		78.4		5.3		6.0		11		-						
					Middle	2.4	-	-	-	-	-	-	-	-	-	-	-		-		-		-						
						2.4	-	-	-		-		-		-		-		-		-		-						
					Bottom	3.7	0.1	120	28.3	28.3	7.8	7.8	24.9	24.9	75.0	75.2	5.1	5.1	9.7		14		-						
						3.7	0.1	122	28.3		7.8		24.9		75.3		5.1		9.7		15		-						
6-Sep-16	Cloudy	Calm	15:57	4.9	Surface	1.0	0.1	128	28.1	28.1	7.8	7.8	25.3	25.3	74.4	74.3	5.0	5.0	6.2	7.9	12	15	-	-	816576	810711	N/A	N/A	N/A
						1.0	0.1	128	28.1		7.8		25.3		74.2		5.0		6.5		12		-						
					Middle	2.5	-	-	-	-	-	-	-	-	-	-	-		-		-		-						
						2.5	-	-	-		-		-		-		-		-		-		-						
					Bottom	3.9	0.1	148	28.0	28.0	7.8	7.8	25.6	25.6	73.5	73.5	5.0	5.0	9.5		17		-						
						3.9	0.2	151	28.0		7.8		25.6		73.5		5.0		9.5		18		-						
8-Sep-16	Cloudy	Moderate	17:17	4.4	Surface	1.0	0.1	176	29.0	29.0	7.8	7.8	20.9	20.9	90.9	90.9	6.2	6.2	4.1	5.1	6	7	-	-	816603	810699	N/A	N/A	N/A
						1.0	0.1	181	29.0		7.8		20.9		90.9		6.2		4.1		5		-						
					Middle	2.2	-	-	-	-	-	-	-	-	-	-	-		-		-		-						
						2.2	-	-	-		-		-		-		-		-		-		-						
					Bottom	3.4	0.2	166	28.4	28.4	7.8	7.8	22.8	22.8	84.0	84.0	5.8	5.8	6.1		7		-						
						3.4	0.2	178	28.4		7.8		22.8		84.0		5.8		6.0		8		-						
10-Sep-16	Rainy	Calm	05:59	3.7	Surface	1.0	0.2	281	27.8	27.8	7.8	7.8	17.0	17.0	81.7	81.7	5.8	5.8	3.4	3.8	6	6	-	-	816594	810704	N/A	N/A	N/A
						1.0	0.2	296	27.8		7.8		17.0		81.6		5.8		3.3		6		-						
					Middle	1.9	-	-	-	-	-	-	-	-	-	-	-		-		-		-						
						1.9	-	-	-		-		-		-		-		-		-		-						
					Bottom	2.7	0.1	299	28.1	28.1	7.8	7.8	21.7	21.7	82.3	82.8	5.7	5.8	4.3		5		-						
						2.7	0.2	311	28.1		7.8		21.6		83.2		5.8		4.2		5		-						
13-Sep-16	Cloudy	Moderate	09:00	4.7	Surface	1.0	0.3	290	28.9	28.9	7.8	7.8	21.9	21.9	78.0	78.1	5.3	5.3	3.0	3.1	6	7	-	-	816577	810695	N/A	N/A	N/A
						1.0	0.3	315	28.9		7.8		21.8		78.1		5.3		3.1		6		-						
					Middle	2.4	-	-	-	-	-	-	-	-	-	-	-		-		-		-						
						2.4	-	-	-		-		-		-		-		-		-		-						
					Bottom	3.7	0.3	300	28.5	28.5	7.8	7.8	24.1	24.1	75.5	75.6	5.1	5.1	3.0		8		-						
						3.7	0.3	318	28.5		7.8		24.0		75.6		5.1		3.1		6		-						
15-Sep-16	Fine	Calm	10:29	4.1	Surface	1.0	0.4	302	29.0	29.0	8.0	8.0	22.8	22.8	94.4	94.2	6.4	6.4	4.3	6.7	6	7	-	-	816574	810681	N/A	N/A	N/A
						1.0	0.4	307	29.0		8.0		22.8		94.0		6.4		4.5		6		-						
					Middle	2.1	-	-	-	-	-	-	-	-	-	-	-		-		-		-						
						2.1	-	-	-		-		-		-		-		-		-		-						
					Bottom	3.1	0.3	299	28.8	28.8	7.9	7.9	23.9	23.9	82.4	82.4	5.6	5.6	9.0		7		-						
						3.1	0.3	322	28.8		7.9		23.9		82.3		5.6		9.0		7		-						
17-Sep-16	Sunny	Calm	13:19	5.1	Surface	1.0	0.1	210	29.2	29.2	8.0	8.0	26.5	26.5	98.7	98.7	6.5	6.5	4.5	5.1	10	11	-	-	816573	810707	N/A	N/A	N/A
						1.0	0.1	215	29.2		8.0		26.5		98.7		6.5		4.5		8		-						
					Middle	2.6	-	-	-	-	-	-	-	-	-	-	-		-		-		-						
						2.6	-	-	-		-		-		-		-		-		-		-						
					Bottom	4.1	0.1	202	28.8	28.8	8.0	8.0	26.8	26.8	86.6	86.7	5.8	5.8	5.7		13		-						
						4.1	0.1	221	28.8		8.0		26.8		86.7		5.8		5.8		12		-						
20-Sep-16	Fine	Calm	15:27	4.3	Surface	1.0	0.1	146	28.5	28.5	7.9	7.9	28.0	28.0	79.9	80.0	5.3	5.3	5.6	5.9	6	7	-	-	816579	810687	N/A	N/A	N/A
						1.0	0.1	152	28.5		7.9		28.0		80.1		5.3		5.6		6		-						
					Middle	2.2	-	-	-	-	-	-	-	-	-	-	-		-		-		-						
						2.2	-	-	-		-		-		-		-		-		-		-						
					Bottom	3.3	0.2	144	28.4	28.4	7.9	7.9	28.1	28.1	81.5	81.8	5.1	5.2	6.0		7		-						
						3.3	0.2	157	28.4		7.9		28.1		82.1		5.2		6.3		9		-						
22-Sep-16	Fine	Calm	17:09	4.1	Surface	1.0	0.1	201	28.6	28.6	8.0	8.0	28.7	28.7	89.0	89.0	5.9	5.9	3.5	4.3	10	10	-	-	816588	810703	N/A	N/A	N/A
						1.0	0.1	217	28.6		8.0		28.7		88.9		5.9		3.6		9		-						
					Middle	2.1	-	-	-	-	-	-	-	-	-	-	-		-		-		-						
						2.1	-	-	-		-		-		-		-		-		-		-						
					Bottom	3.1	0.1	187	28.6	28.6	8.0	8.0	28.7	28.7	88.2	88.3	5.8	5.8	5.0		10		-						
						3.1	0.1	190	28.6		7.9		28.7		88.3		5.8		5.2		10		-						
24-Sep-16	Fine	Calm	05:38	3.7	Surface	1.0	0.1	98	28.4	28.4	7.9	7.9	29.3	29.3	84.8	84.8	5.6	5.6	3.5	4.5	6	10	-	-	816605	810703	N/A	N/A	N/A
						1.0	0.1	98	28.4		7.9		29.3		84.8		5.6		3.6		8		-						
					Middle	1.9	-	-	-	-	-	-	-	-	-	-	-		-		-		-						
						1.9	-	-	-		-		-		-		-		-		-		-						
					Bottom	2.7	0.2	154	28.2	28.2	8.0	8.0	29.8	29.8	84.3	84.3	5.6	5.6	5.5		13		-						
						2.7	0.2	161	28.2		8.0		29.8		84.3		5.6		5.4		12		-						
27-Sep-16	Fine	Calm	09:27	4.0	Surface	1.0	0.3	293	29.2	29.2	8.0	8.0	26.2	26.2	97.3	97.3	6.4	6.4	3.0	4.4	7	7	-	-	816605	810694	N/A	N/A	N/A
						1.0	0.3	294	29.2		8.0		26.2		97.3		6.4		3.2		6		-						
					Middle	2.0	-	-	-	-	-	-	-	-	-	-	-		-		-		-						
						2.0	-	-	-		-		-		-		-		-		-		-						
					Bottom	3.0	0.3	299	29.3	29.3	7.9	7.9	27.8	27.8	98.2	98.4	6.4	6.5	6.0		6		-						
						3.0	0.4	299	29.3		7.9		27.8		98.6		6.5		5.5		7		-						
29-Sep-16	Fine	Calm	11:15	4.3	Surface	1.0	0.3	304	28.2	28.2	8.0	8.0	27.1	27.1	92.8	92.9	6.2	6.2	4.6	5.1	9	10	-	-	816606	810681	N/A	N/A	N/A
						1.0	0.3	305	28.2		8.0		27.1		92.9		6.2		4.5		9		-						
					Middle	2.2	-	-	-	-	-	-	-	-	-	-	-		-		-		-						
						2.2	-	-	-		-		-		-		-		-		-		-						
					Bottom	3.3	0.3	304	28.1	28.1	8.0	8.0	27.1	27.1	96.8	96.9	6.5	6.5	5.5		10		-						
						3.3	0.3	322	28.1		8.0		27.1		96.9		6.5		5.6		12		-						

DA: Depth-Averaged
Calm: Small or no wave; Moderate: Between calm and rough; Rough : White capped or rougher

Expansion of Hong Kong International Airport into a Three-Runway System
Baseline Water Quality Monitoring
Water Quality Monitoring Results at SR5A during Mid-Flood Tide

Date	Weather Condition	Sea Condition	Sampling Time	Water Depth (m)	Sampling Depth (m)		Current Speed (m/s)	Current Direction	Water Temperature (°C) Value	Water Temperature (°C) Average	pH Value	pH Average	Salinity (ppt) Value	Salinity (ppt) Average	DO Saturation (%) Value	DO Saturation (%) Average	Dissolved Oxygen (mg/L) Value	Dissolved Oxygen (mg/L) DA	Turbidity(NTU) Value	Turbidity(NTU) DA	Suspended Solids (mg/L) Value	Suspended Solids (mg/L) DA	Total Alkalinity (ppm) Value	Total Alkalinity (ppm) DA	Coordinate HK Grid (Northing)	Coordinate HK Grid (Easting)	Observed construction activities <100m from location	Observed construction activities >100m from location	Other Observations
1-Sep-16	Cloudy	Calm	05:40	4.9	Surface	1.0	0.2	285	28.1	28.1	7.8	7.8	27.0	27.0	77.3	77.3	5.2	5.2	6.2	8.0	7	9	-	-	816611	810699	N/A	N/A	N/A
						1.0	0.2	285	28.0		7.8		27.0		77.3		5.2		6.4		8		-						
					Middle	2.5	-	-	-	-	-	-	-	-	-	-	-		-		-		-						
						2.5	-	-	-		-		-		-		-		-		-		-						
					Bottom	3.9	0.2	285	28.1	28.1	7.8	7.8	27.5	27.5	79.0	79.8	5.3	5.4	10.1		10		-						
						3.9	0.2	299	28.1		7.8		27.4		80.6		5.4		9.4		9		-						
3-Sep-16	Cloudy	Calm	06:56	4.2	Surface	1.0	0.3	282	28.1	28.1	7.8	7.8	24.9	24.9	73.7	73.7	5.0	5.0	10.4	11.3	17	19	-	-	816612	810704	N/A	N/A	N/A
						1.0	0.3	302	28.1		7.8		24.9		73.7		5.0		10.5		19		-						
					Middle	2.1	-	-	-	-	-	-	-	-	-	-	-		-		-		-						
						2.1	-	-	-		-		-		-		-		-		-		-						
					Bottom	3.2	0.3	284	28.1	28.1	7.8	7.8	24.9	24.9	74.3	74.4	5.1	5.1	12.3		20		-						
						3.2	0.3	286	28.1		7.8		24.9		74.5		5.1		12.0		19		-						
6-Sep-16	Cloudy	Calm	09:14	3.7	Surface	1.0	0.3	308	27.9	27.9	7.8	7.8	25.2	25.2	73.9	73.9	5.0	5.0	6.7	6.7	9	12	-	-	816597	810682	N/A	N/A	N/A
						1.0	0.4	329	27.9		7.8		25.2		73.9		5.0		6.6		10		-						
					Middle	1.9	-	-	-	-	-	-	-	-	-	-	-		-		-		-						
						1.9	-	-	-		-		-		-		-		-		-		-						
					Bottom	2.7	0.3	313	27.9	27.9	7.8	7.8	25.3	25.3	74.8	75.0	5.1	5.1	6.6		15		-						
						2.7	0.3	323	27.9		7.8		25.3		75.1		5.1		6.9		13		-						
8-Sep-16	Cloudy	Calm	10:36	4.0	Surface	1.0	0.4	290	27.9	27.9	7.8	7.8	23.3	23.3	73.6	73.6	5.1	5.1	5.0	8.9	6	8	-	-	816581	810697	N/A	N/A	N/A
						1.0	0.4	315	27.9		7.8		23.3		73.6		5.1		5.1		8		-						
					Middle	2.0	-	-	-	-	-	-	-	-	-	-	-		-		-		-						
						2.0	-	-	-		-		-		-		-		-		-		-						
					Bottom	3.0	0.3	294	27.9	27.9	7.8	7.8	23.4	23.4	73.6	73.7	5.1	5.1	12.8		7		-						
						3.0	0.4	312	27.9		7.8		23.4		73.7		5.1		12.5		9		-						
10-Sep-16	Rainy	Calm	15:58	4.2	Surface	1.0	0.2	308	27.7	27.7	7.8	7.8	16.3	16.3	87.0	87.0	6.3	6.3	5.3	6.7	8	8	-	-	816595	810677	N/A	N/A	N/A
						1.0	0.2	330	27.7		7.8		16.3		86.9		6.3		5.1		7		-						
					Middle	2.1	-	-	-	-	-	-	-	-	-	-	-		-		-		-						
						2.1	-	-	-		-		-		-		-		-		-		-						
					Bottom	3.2	0.2	287	28.1	28.1	7.8	7.8	21.3	21.3	77.9	78.0	5.4	5.4	8.2		8		-						
						3.2	0.2	291	28.1		7.8		21.3		78.1		5.4		8.1		10		-						
13-Sep-16	Cloudy	Moderate	17:57	5.3	Surface	1.0	0.1	127	28.8	28.8	7.9	7.9	24.5	24.5	77.1	77.9	5.2	5.3	8.9	10.8	13	17	-	-	816576	810693	N/A	N/A	N/A
						1.0	0.1	139	28.8		7.9		24.5		78.6		5.3		8.5		12		-						
					Middle	2.7	-	-	-	-	-	-	-	-	-	-	-		-		-		-						
						2.7	-	-	-		-		-		-		-		-		-		-						
					Bottom	4.3	0.1	142	28.4	28.5	7.8	7.9	25.9	25.9	74.3	75.2	5.0	5.1	12.9		21		-						
						4.3	0.2	151	28.5		7.9		25.9		76.1		5.1		12.8		23		-						
15-Sep-16	Fine	Rough	18:55	4.8	Surface	1.0	0.3	183	29.1	29.1	8.0	8.0	24.3	24.3	99.4	99.4	6.7	6.7	8.1	10.7	10	11	-	-	816590	810691	N/A	N/A	N/A
						1.0	0.3	185	29.1		8.0		24.2		99.3		6.7		8.1		12		-						
					Middle	2.4	-	-	-	-	-	-	-	-	-	-	-		-		-		-						
						2.4	-	-	-		-		-		-		-		-		-		-						
					Bottom	3.8	0.3	173	28.9	28.9	8.0	8.0	24.8	24.8	95.1	95.3	6.4	6.4	13.8		11		-						
						3.8	0.3	173	28.9		8.0		24.8		95.4		6.4		12.8		12		-						
17-Sep-16	Fine	Moderate	05:34	5.0	Surface	1.0	0.2	138	28.5	28.5	7.9	7.9	26.5	26.5	82.9	82.9	5.5	5.5	5.4	5.6	11	12	-	-	816599	810676	N/A	N/A	N/A
						1.0	0.2	149	28.5		7.9		26.5		82.9		5.5		5.1		12		-						
					Middle	2.5	-	-	-	-	-	-	-	-	-	-	-		-		-		-						
						2.5	-	-	-		-		-		-		-		-		-		-						
					Bottom	4.0	0.2	119	28.5	28.5	7.9	7.9	26.5	26.5	82.8	82.9	5.5	5.6	6.1		12		-						
						4.0	0.2	128	28.5		7.9		26.5		82.9		5.6		5.9		12		-						
20-Sep-16	Rainy	Calm	08:17	4.6	Surface	1.0	0.3	263	28.3	28.3	7.9	7.9	28.0	28.1	81.7	81.8	5.4	5.5	7.9	7.4	14	15	-	-	816574	810687	N/A	N/A	N/A
						1.0	0.3	271	28.2		7.9		28.1		81.9		5.5		7.9		14		-						
					Middle	2.3	-	-	-	-	-	-	-	-	-	-	-		-		-		-						
						2.3	-	-	-		-		-		-		-		-		-		-						
					Bottom	3.6	0.3	274	28.3	28.3	7.9	7.9	28.0	28.0	79.2	79.5	5.3	5.3	6.8		15		-						
						3.6	0.3	275	28.3		7.9		28.0		79.8		5.3		7.0		15		-						
22-Sep-16	Fine	Calm	10:16	4.5	Surface	1.0	0.2	288	28.3	28.3	7.9	7.9	28.7	28.7	82.9	83.0	5.5	5.5	4.5	5.6	11	11	-	-	816603	810710	N/A	N/A	N/A
						1.0	0.3	296	28.3		7.9		28.7		83.0		5.5		4.7		11		-						
					Middle	2.3	-	-	-	-	-	-	-	-	-	-	-		-		-		-						
						2.3	-	-	-		-		-		-		-		-		-		-						
					Bottom	3.5	0.2	277	28.3	28.3	7.9	7.9	28.7	28.7	82.9	83.0	5.5	5.5	6.5		11		-						
						3.5	0.2	284	28.3		7.9		28.7		83.0		5.5		6.5		11		-						
24-Sep-16	Fine	Calm	14:41	4.8	Surface	1.0	0.3	298	28.5	28.5	8.0	8.0	29.3	29.3	95.9	95.9	6.3	6.3	4.0	3.9	7	7	-	-	816584	810685	N/A	N/A	N/A
						1.0	0.3	315	28.5		8.0		29.3		95.9		6.3		3.9		6		-						
					Middle	2.4	-	-	-	-	-	-	-	-	-	-	-		-		-		-						
						2.4	-	-	-		-		-		-		-		-		-		-						
					Bottom	3.8	0.3	291	28.5	28.5	8.0	8.0	29.3	29.3	98.9	99.0	6.5	6.5	3.8		6		-						
						3.8	0.3	295	28.5		8.0		29.3		99.1		6.5		3.9		7		-						
27-Sep-16	Fine	Calm	18:06	4.4	Surface	1.0	0.2	219	29.7	29.7	8.0	8.0	26.1	26.1	98.5	98.5	6.5	6.5	3.4	5.4	3	4	-	-	816601	810708	N/A	N/A	N/A
						1.0	0.2	225	29.7		8.0		26.1		98.5		6.5		3.5		4		-						
					Middle	2.2	-	-	-	-	-	-	-	-	-	-	-		-		-		-						
						2.2	-	-	-		-		-		-		-		-		-		-						
					Bottom	3.4	0.2	215	29.4	29.4	8.0	8.0	27.4	27.4	95.9	96.0	6.3	6.3	7.2		3		-						
						3.4	0.2	216	29.4		8.0		27.4		96.0		6.3		7.4		5		-						
29-Sep-16	Fine	Calm	18:42	4.6	Surface	1.0	0.2	144	28.6	28.6	8.0	8.0	28.7	28.7	89.0	89.0	6.4	6.4	3.5	4.3	9	12	-	-	816609	810692	N/A	N/A	N/A
						1.0	0.2	150	28.6		8.0		28.7		88.9		6.4		3.6		8		-						
					Middle	2.3	-	-	-	-	-	-	-	-	-	-	-		-		-		-						
						2.3	-	-	-		-		-		-		-		-		-		-						
					Bottom	3.6	0.1	141	28.6	28.6	8.0	8.0	28.7	28.7	88.2	88.3	6.4	6.4	4.9		14		-						
						3.6	0.1	151	28.6		7.9		28.7		88.3		6.3		5.2		15		-						

DA: Depth-Averaged
Calm: Small or no wave; Moderate: Between calm and rough; Rough : White capped or rougher

Expansion of Hong Kong International Airport into a Three-Runway System
Baseline Water Quality Monitoring
Water Quality Monitoring Results at SR6 during Mid-Ebb Tide

Date	Weather Condition	Sea Condition	Sampling Time	Water Depth (m)	Sampling Depth (m)		Current Speed (m/s)	Current Direction	Water Temperature (°C) Value	Water Temperature (°C) Average	pH Value	pH Average	Salinity (ppt) Value	Salinity (ppt) Average	DO Saturation (%) Value	DO Saturation (%) Average	Dissolved Oxygen (mg/L) Value	Dissolved Oxygen (mg/L) DA	Turbidity(NTU) Value	Turbidity(NTU) DA	Suspended Solids (mg/L) Value	Suspended Solids (mg/L) DA	Total Alkalinity (ppm) Value	Total Alkalinity (ppm) DA	Coordinate HK Grid (Northing)	Coordinate HK Grid (Easting)	Observed construction activities <100m from location	Observed construction activities >100m from location	Other Observations
1-Sep-16	Rainy	Calm	14:00	4.2	Surface	1.0	0.3	152	28.2	28.2	7.8	7.8	24.3	24.3	81.0	81.1	5.5	5.5	4.1	6.7	6	6	-	-	817883	814673	N/A	N/A	N/A
						1.0	0.3	163	28.2		7.8		24.3		81.1		5.5		4.2				-	-					
					Middle	2.1	-	-	-	-	-	-	-	-	-	-	-		-		-		-	-					
						2.1	-	-	-		-		-		-		-		-		-		-	-					
					Bottom	3.2	0.4	143	28.2	28.2	7.8	7.8	25.1	25.1	80.8	80.6	5.5	5.5	9.1		5		-						
						3.2	0.4	147	28.2		7.8		25.0		80.4		5.5		9.5		6		-						
3-Sep-16	Cloudy	Calm	14:43	4.0	Surface	1.0	0.2	150	29.0	29.0	7.8	7.8	21.6	21.7	82.8	82.8	5.6	5.6	5.4	11.6	7	14	-	-	817893	814671	N/A	N/A	N/A
						1.0	0.2	160	29.0		7.8		21.7		82.7		5.6		5.5		7		-	-					
					Middle	2.0	-	-	-	-	-	-	-	-	-	-	-		-		-		-	-					
						2.0	-	-	-		-		-		-		-		-		-		-	-					
					Bottom	3.0	0.2	146	28.8	28.8	7.8	7.8	23.8	23.9	80.8	81.1	5.5	5.5	16.8		19		-						
						3.0	0.2	154	28.8		7.8		23.9		81.4		5.5		18.7		21		-						
6-Sep-16	Cloudy	Calm	16:19	3.1	Surface	1.0	0.2	109	28.2	28.2	7.8	7.8	24.5	24.5	81.4	81.4	5.5	5.5	1.9	2.6	7	7	-	-	817906	814662	N/A	N/A	N/A
						1.0	0.2	116	28.2		7.8		24.5		81.4		5.5		1.8		5		-	-					
					Middle	1.6	-	-	-	-	-	-	-	-	-	-	-		-		-		-	-					
						1.6	-	-	-		-		-		-		-		-		-		-	-					
					Bottom	2.1	0.2	111	28.1	28.1	7.8	7.8	25.1	25.1	79.2	80.1	5.4	5.5	3.3		8		-						
						2.1	0.2	121	28.1		7.8		25.1		81.0		5.5		3.4		7		-						
8-Sep-16	Cloudy	Moderate	17:43	4.2	Surface	1.0	0.1	92	28.2	28.2	7.7	7.7	21.5	21.5	75.1	75.1	5.2	5.2	8.9	12.2	18	19	-	-	817886	814649	N/A	N/A	N/A
						1.0	0.2	94	28.2		7.7		21.5		75.1		5.2		8.8		19		-	-					
					Middle	2.1	-	-	-	-	-	-	-	-	-	-	-		-		-		-	-					
						2.1	-	-	-		-		-		-		-		-		-		-	-					
					Bottom	3.2	0.1	125	28.0	28.0	7.7	7.7	22.2	22.2	77.0	77.3	5.3	5.4	14.6		20		-						
						3.2	0.1	131	28.0		7.7		22.2		77.5		5.4		16.6		20		-						
10-Sep-16	Rainy	Calm	05:36	3.9	Surface	1.0	0.1	171	28.3	28.3	7.7	7.7	18.3	18.3	76.0	76.0	5.3	5.3	1.6	2.1	5	7	-	-	817905	814679	N/A	N/A	N/A
						1.0	0.1	179	28.3		7.7		18.3		75.9		5.3		1.7		4		-	-					
					Middle	2.0	-	-	-	-	-	-	-	-	-	-	-		-		-		-	-					
						2.0	-	-	-		-		-		-		-		-		-		-	-					
					Bottom	2.9	0.2	190	28.5	28.5	7.7	7.7	20.4	20.4	73.7	73.6	5.1	5.1	2.5		8		-						
						2.9	0.2	199	28.5		7.7		20.4		73.4		5.1		2.4		9		-						
13-Sep-16	Cloudy	Moderate	08:39	4.3	Surface	1.0	0.3	177	28.5	28.5	7.8	7.8	22.2	22.2	73.1	73.1	5.0	5.0	2.0	2.2	4	4	-	-	817879	814643	N/A	N/A	N/A
						1.0	0.3	177	28.5		7.8		22.2		73.1		5.0		2.0		4		-	-					
					Middle	2.2	-	-	-	-	-	-	-	-	-	-	-		-		-		-	-					
						2.2	-	-	-		-		-		-		-		-		-		-	-					
					Bottom	3.3	0.3	158	28.2	28.2	7.7	7.7	24.8	24.8	67.3	67.4	4.6	4.6	2.5		5		-						
						3.3	0.3	173	28.2		7.7		24.8		67.5		4.6		2.2		4		-						
15-Sep-16	Fine	Moderate	10:36	4.2	Surface	1.0	0.3	259	29.2	29.2	8.1	8.1	21.7	21.7	120.6	120.7	7.2	7.2	2.6	2.6	5	7	-	-	817912	814649	N/A	N/A	N/A
						1.0	0.3	259	29.2		8.1		21.7		120.7		7.2		2.7		5		-	-					
					Middle	2.1	-	-	-	-	-	-	-	-	-	-	-		-		-		-	-					
						2.1	-	-	-		-		-		-		-		-		-		-	-					
					Bottom	3.2	0.2	239	29.1	29.1	8.1	8.1	22.1	22.1	122.1	121.7	6.3	6.3	2.4		8		-						
						3.2	0.2	257	29.1		8.1		22.1		121.2		6.2		2.5		9		-						
17-Sep-16	Sunny	Calm	13:40	5.0	Surface	1.0	0.3	92	29.8	29.8	8.0	8.0	26.2	26.2	100.2	100.2	6.6	6.6	2.7	4.6	5	6	-	-	817882	814655	N/A	N/A	N/A
						1.0	0.3	96	29.8		8.0		26.2		100.2		6.6		2.6		6		-	-					
					Middle	2.5	-	-	-	-	-	-	-	-	-	-	-		-		-		-	-					
						2.5	-	-	-		-		-		-		-		-		-		-	-					
					Bottom	4.0	0.2	95	28.6	28.6	8.0	8.0	26.7	26.7	85.5	85.5	5.7	5.7	6.5		8		-						
						4.0	0.2	101	28.6		8.0		26.7		85.5		5.7		6.6		6		-						
20-Sep-16	Fine	Calm	15:51	4.5	Surface	1.0	0.4	136	28.8	28.9	7.9	7.9	28.0	28.0	76.9	76.9	5.1	5.1	4.5	5.4	9	9	-	-	817881	814654	N/A	N/A	N/A
						1.0	0.4	136	28.9		7.9		28.0		76.9		5.1		4.6		9		-	-					
					Middle	2.3	-	-	-	-	-	-	-	-	-	-	-		-		-		-	-					
						2.3	-	-	-		-		-		-		-		-		-		-	-					
					Bottom	3.5	0.3	134	28.5	28.5	7.9	7.9	28.3	28.3	76.4	76.5	4.7	4.7	6.1		8		-						
						3.5	0.3	146	28.5		7.9		28.3		76.5		4.7		6.2		8		-						
22-Sep-16	Fine	Calm	17:32	4.0	Surface	1.0	0.3	143	28.5	28.5	7.9	7.9	27.8	27.8	86.0	86.0	5.7	5.7	4.4	4.6	11	11	-	-	817904	814665	N/A	N/A	N/A
						1.0	0.4	146	28.5		7.9		27.8		86.0		5.7		4.5		10		-	-					
					Middle	2.0	-	-	-	-	-	-	-	-	-	-	-		-		-		-	-					
						2.0	-	-	-		-		-		-		-		-		-		-	-					
					Bottom	3.0	0.3	140	28.5	28.5	7.9	7.9	28.4	28.4	78.4	77.6	5.2	5.2	4.9		12		-						
						3.0	0.4	148	28.5		7.9		28.3		76.7		5.1		4.4		11		-						
24-Sep-16	Fine	Calm	05:15	3.9	Surface	1.0	0.2	86	28.3	28.3	7.9	7.9	28.8	28.8	88.6	88.6	5.9	5.9	5.1	6.3	9	11	-	-	817883	814675	N/A	N/A	N/A
						1.0	0.2	93	28.3		7.9		28.8		88.6		5.9		5.3		10		-	-					
					Middle	2.0	-	-	-	-	-	-	-	-	-	-	-		-		-		-	-					
						2.0	-	-	-		-		-		-		-		-		-		-	-					
					Bottom	2.9	0.2	96	28.2	28.2	7.9	7.9	29.1	29.1	90.3	90.7	6.0	6.0	7.0		12		-						
						2.9	0.2	100	28.2		7.9		29.1		91.1		6.0		7.9		14		-						
27-Sep-16	Fine	Calm	08:59	4.2	Surface	1.0	0.3	245	29.2	29.2	7.9	7.9	26.2	26.2	90.5	90.5	6.0	6.0	0.9	1.5	3	4	-	-	817883	814678	N/A	N/A	N/A
						1.0	0.3	262	29.2		7.9		26.2		90.5		6.0		1.0		4		-	-					
					Middle	2.1	-	-	-	-	-	-	-	-	-	-	-		-		-		-	-					
						2.1	-	-	-		-		-		-		-		-		-		-	-					
					Bottom	3.2	0.3	238	29.2	29.2	7.9	7.9	27.0	27.0	89.8	89.8	5.9	5.9	2.1		4		-						
						3.2	0.3	238	29.2		7.9		26.9		89.8		5.9		2.1		3		-						
29-Sep-16	Fine	Calm	10:51	4.2	Surface	1.0	0.3	257	28.1	28.1	7.9	7.9	26.5	26.5	94.7	94.7	6.4	6.4	3.7	4.4	9	10	-	-	817883	814657	N/A	N/A	N/A
						1.0	0.3	259	28.1		7.9		26.5		94.7		6.4		3.6		9		-	-					
					Middle	2.1	-	-	-	-	-	-	-	-	-	-	-		-		-		-	-					
						2.1	-	-	-		-		-		-		-		-		-		-	-					
					Bottom	3.2	0.3	265	28.2	28.2	7.9	7.9	26.5	26.5	95.3	95.8	6.4	6.5	4.8		10		-						
						3.2	0.3	276	28.2		7.9		26.5		96.3		6.5		5.5		10		-						

DA: Depth-Averaged
Calm: Small or no wave; Moderate: Between calm and rough; Rough : White capped or rougher

Expansion of Hong Kong International Airport into a Three-Runway System
Baseline Water Quality Monitoring
Water Quality Monitoring Results at SR6 during Mid-Flood Tide

Date	Weather Condition	Sea Condition	Sampling Time	Water Depth (m)	Sampling Depth (m)		Current Speed (m/s)	Current Direction	Water Temperature (°C) Value	Water Temperature (°C) Average	pH Value	pH Average	Salinity (ppt) Value	Salinity (ppt) Average	DO Saturation (%) Value	DO Saturation (%) Average	Dissolved Oxygen (mg/L) Value	Dissolved Oxygen (mg/L) DA	Turbidity(NTU) Value	Turbidity(NTU) DA	Suspended Solids (mg/L) Value	Suspended Solids (mg/L) DA	Total Alkalinity (ppm) Value	Total Alkalinity (ppm) DA	Coordinate HK Grid (Northing)	Coordinate HK Grid (Easting)	Observed construction activities <100m from location	Observed construction activities >100m from location	Other Observations
1-Sep-16	Cloudy	Calm	05:12	4.2	Surface	1.0	0.2	252	27.9	27.9	7.8	7.8	26.5	26.5	71.1	71.3	4.8	4.8	3.4	4.7	5	5	-	-	817893	814682	N/A	N/A	N/A
						1.0	0.2	274	27.9		7.8		26.5		71.4		4.8		3.7		5		-						
					Middle	2.1	-	-	-	-	-	-	-	-	-	-	-		-		-		-						
						2.1	-	-	-		-		-		-		-		-		-		-						
					Bottom	3.2	0.2	227	28.0	28.0	7.8	7.8	27.9	27.9	73.1	73.3	4.9	4.9	6.0		4		-						
						3.2	0.2	240	28.0		7.8		27.8		73.5		4.9		5.5		4		-						
3-Sep-16	Cloudy	Calm	06:35	3.8	Surface	1.0	0.2	223	28.0	28.0	7.7	7.7	24.8	24.8	70.9	70.9	4.8	4.8	3.7	4.9	6	6	-	-	817893	814670	N/A	N/A	N/A
						1.0	0.3	228	28.0		7.7		24.8		70.8		4.8		3.9		6		-						
					Middle	1.9	-	-	-	-	-	-	-	-	-	-	-		-		-		-						
						1.9	-	-	-		-		-		-		-		-		-		-						
					Bottom	2.8	0.3	223	28.1	28.1	7.7	7.7	25.1	25.1	69.8	69.9	4.8	4.8	6.0		6		-						
						2.8	0.3	228	28.1		7.7		25.1		69.9		4.8		6.0		5		-						
6-Sep-16	Cloudy	Moderate	08:49	4.0	Surface	1.0	0.2	253	27.9	27.9	7.7	7.7	25.3	25.3	70.7	70.7	4.8	4.8	3.7	4.9	7	9	-	-	817911	814655	N/A	N/A	N/A
						1.0	0.2	276	27.9		7.7		25.3		70.7		4.8		3.7		6		-						
					Middle	2.0	-	-	-	-	-	-	-	-	-	-	-		-		-		-						
						2.0	-	-	-		-		-		-		-		-		-		-						
					Bottom	3.0	0.2	254	27.9	27.9	7.7	7.7	25.6	25.6	69.9	70.0	4.8	4.8	6.0		10		-						
						3.0	0.2	257	27.9		7.7		25.6		70.0		4.8		6.1		12		-						
8-Sep-16	Cloudy	Calm	10:12	4.1	Surface	1.0	0.2	238	28.1	28.1	7.7	7.7	20.2	20.2	78.0	77.9	5.4	5.4	15.4	14.3	28	28	-	-	817918	814668	N/A	N/A	N/A
						1.0	0.3	245	28.1		7.7		20.1		77.7		5.4		15.5		28		-						
					Middle	2.1	-	-	-	-	-	-	-	-	-	-	-		-		-		-						
						2.1	-	-	-		-		-		-		-		-		-		-						
					Bottom	3.1	0.3	239	28.1	28.1	7.7	7.7	20.6	20.6	76.3	76.3	5.3	5.3	13.1		28		-						
						3.1	0.3	248	28.1		7.7		20.6		76.3		5.3		13.1		29		-						
10-Sep-16	Rainy	Calm	16:29	4.0	Surface	1.0	0.1	159	27.9	27.9	7.8	7.8	17.3	17.3	86.8	86.8	6.2	6.2	4.7	4.7	8	9	-	-	817892	814645	N/A	N/A	N/A
						1.0	0.1	164	27.9		7.8		17.3		86.8		6.2		4.7		9		-						
					Middle	2.0	-	-	-	-	-	-	-	-	-	-	-		-		-		-						
						2.0	-	-	-		-		-		-		-		-		-		-						
					Bottom	3.0	0.2	138	28.0	28.0	7.8	7.8	18.3	18.3	87.3	87.4	6.2	6.2	4.7		8		-						
						3.0	0.2	145	28.0		7.8		18.3		87.4		6.2		4.8		9		-						
13-Sep-16	Cloudy	Moderate	18:22	5.0	Surface	1.0	0.2	184	28.7	28.7	7.9	7.9	24.3	24.4	78.6	77.7	5.3	5.3	13.7	16.0	23	22	-	-	817890	814653	N/A	N/A	N/A
						1.0	0.2	185	28.7		7.9		24.4		76.7		5.2		14.7		21		-						
					Middle	2.5	-	-	-	-	-	-	-	-	-	-	-		-		-		-						
						2.5	-	-	-		-		-		-		-		-		-		-						
					Bottom	4.0	0.2	207	28.2	28.3	7.8	7.8	26.7	26.7	67.2	69.6	4.5	4.7	17.4		22		-						
						4.0	0.2	226	28.3		7.8		26.7		71.9		4.8		18.1		20		-						
15-Sep-16	Fine	Rough	19:21	4.6	Surface	1.0	0.2	110	29.1	29.1	8.2	8.2	22.7	22.7	107.7	107.3	7.3	7.3	10.3	12.0	18	18	-	-	817895	814654	N/A	N/A	N/A
						1.0	0.2	116	29.1		8.2		22.7		106.8		7.2		10.3		18		-						
					Middle	2.3	-	-	-	-	-	-	-	-	-	-	-		-		-		-						
						2.3	-	-	-		-		-		-		-		-		-		-						
					Bottom	3.6	0.2	92	28.2	28.3	7.9	7.9	25.8	25.7	89.7	91.3	6.1	6.2	14.0		19		-						
						3.6	0.3	93	28.3		7.9		25.6		92.9		6.3		13.3		18		-						
17-Sep-16	Fine	Calm	05:09	5.0	Surface	1.0	0.2	192	28.3	28.3	7.8	7.8	25.8	25.8	76.1	76.1	5.1	5.1	4.4	5.0	10	10	-	-	817881	814668	N/A	N/A	N/A
						1.0	0.2	195	28.3		7.8		25.8		76.1		5.1		4.3		10		-						
					Middle	2.5	-	-	-	-	-	-	-	-	-	-	-		-		-		-						
						2.5	-	-	-		-		-		-		-		-		-		-						
					Bottom	4.0	0.1	166	28.2	28.2	7.8	7.8	26.0	26.0	76.7	76.8	5.2	5.2	5.4		9		-						
						4.0	0.1	176	28.2		7.8		26.0		76.9		5.2		5.8		9		-						
20-Sep-16	Rainy	Calm	07:50	4.8	Surface	1.0	0.2	225	28.1	28.1	7.9	7.9	28.2	28.2	74.4	74.5	5.0	5.0	7.9	11.0	10	19	-	-	817904	814659	N/A	N/A	N/A
						1.0	0.2	241	28.1		7.9		28.2		74.5		5.0		8.1		11		-						
					Middle	2.4	-	-	-	-	-	-	-	-	-	-	-		-		-		-						
						2.4	-	-	-		-		-		-		-		-		-		-						
					Bottom	3.8	0.2	217	28.2	28.2	7.9	7.9	28.3	28.3	71.6	71.8	4.8	4.8	13.9		27		-						
						3.8	0.2	232	28.2		7.9		28.3		72.0		4.8		13.9		29		-						
22-Sep-16	Fine	Calm	09:50	4.4	Surface	1.0	0.3	198	28.2	28.2	7.8	7.8	28.5	28.5	77.7	77.8	5.2	5.2	20.0	24.6	41	41	-	-	817911	814670	N/A	N/A	N/A
						1.0	0.3	200	28.2		7.8		28.5		77.8		5.2		20.1		41		-						
					Middle	2.2	-	-	-	-	-	-	-	-	-	-	-		-		-		-						
						2.2	-	-	-		-		-		-		-		-		-		-						
					Bottom	3.4	0.3	212	28.2	28.2	7.8	7.8	28.5	28.5	80.9	82.3	5.4	5.5	28.1		41		-						
						3.4	0.3	221	28.2		7.8		28.5		83.6		5.6		30.3		41		-						
24-Sep-16	Fine	Calm	15:00	4.6	Surface	1.0	0.2	275	28.7	28.7	8.0	8.0	29.1	29.1	89.6	89.6	5.9	5.9	5.4	9.6	6	17	-	-	817895	814681	N/A	N/A	N/A
						1.0	0.3	291	28.7		8.0		29.1		89.6		5.9		5.6		8		-						
					Middle	2.3	-	-	-	-	-	-	-	-	-	-	-		-		-		-						
						2.3	-	-	-		-		-		-		-		-		-		-						
					Bottom	3.6	0.1	262	28.6	28.6	8.0	8.0	29.1	29.1	88.8	88.8	5.9	5.9	13.4		26		-						
						3.6	0.1	265	28.6		8.0		29.1		88.8		5.9		13.9		28		-						
27-Sep-16	Fine	Calm	18:32	4.6	Surface	1.0	0.3	164	29.7	29.7	7.9	7.9	25.1	25.1	97.4	97.2	6.4	6.4	7.3	9.6	7	6	-	-	817900	814673	N/A	N/A	N/A
						1.0	0.3	165	29.7		7.9		25.0		97.0		6.4		8.1		6		-						
					Middle	2.3	-	-	-	-	-	-	-	-	-	-	-		-		-		-						
						2.3	-	-	-		-		-		-		-		-		-		-						
					Bottom	3.6	0.3	156	29.7	29.7	7.9	7.9	26.0	26.0	96.5	96.5	6.4	6.4	11.5		5		-						
						3.6	0.3	170	29.7		7.9		25.9		96.5		6.3		11.4		6		-						
29-Sep-16	Fine	Calm	18:58	4.8	Surface	1.0	0.2	116	28.5	28.5	7.9	7.9	27.8	27.8	86.0	86.0	6.5	6.5	4.4	4.6	8	8	-	-	817881	814680	N/A	N/A	N/A
						1.0	0.2	121	28.5		7.9		27.8		86.0		6.5		4.5		6		-						
					Middle	2.4	-	-	-	-	-	-	-	-	-	-	-		-		-		-						
						2.4	-	-	-		-		-		-		-		-		-		-						
					Bottom	3.8	0.2	88	28.5	28.5	7.9	7.9	28.4	28.4	78.4	77.6	6.2	6.2	4.9		8		-						
						3.8	0.2	95	28.5		7.9		28.3		76.7		6.2		4.4		8		-						

DA: Depth-Averaged
Calm: Small or no wave; Moderate: Between calm and rough; Rough : White capped or rougher

Expansion of Hong Kong International Airport into a Three-Runway System
Baseline Water Quality Monitoring
Water Quality Monitoring Results at SR7 during Mid-Ebb Tide

Date	Weather Condition	Sea Condition	Sampling Time	Water Depth (m)	Sampling Depth (m)		Current Speed (m/s)	Current Direction	Water Temperature (°C) Value	Water Temperature (°C) Average	pH Value	pH Average	Salinity (ppt) Value	Salinity (ppt) Average	DO Saturation (%) Value	DO Saturation (%) Average	Dissolved Oxygen (mg/L) Value	Dissolved Oxygen (mg/L) DA	Turbidity(NTU) Value	Turbidity(NTU) DA	Suspended Solids (mg/L) Value	Suspended Solids (mg/L) DA	Total Alkalinity (ppm) Value	Total Alkalinity (ppm) DA	Coordinate HK Grid (Northing)	Coordinate HK Grid (Easting)	Observed construction activities <100m from location	Observed construction activities >100m from location	Other Observations
1-Sep-16	Cloudy	Moderate	13:39	17.4	Surface	1.0	0.8	59	26.6	26.6	7.9	7.9	25.7	25.7	78.2	78.1	5.4	5.2	3.1	4.6	2	3	-	-	823617	823742	N/A	N/A	N/A
						1.0	0.8	63	26.6		7.9		25.7		78.0		5.4		3.1		3		-						
					Middle	8.7	0.7	61	26.3	26.3	7.9	7.9	26.2	26.2	72.4	72.3	5.0		4.7		3		-						
						8.7	0.7	63	26.3		7.9		26.2		72.2		5.0		4.8		2		-						
					Bottom	16.4	2.1	157	26.0	26.0	7.9	7.9	27.1	27.1	71.9	71.9	5.0	5.0	5.9		3		-						
						16.4	2.2	170	26.0		7.9		27.1		71.9		5.0		5.9		2		-						
3-Sep-16	Cloudy	Calm	14:52	17.4	Surface	1.0	0.7	81	26.6	26.6	7.8	7.8	26.6	26.6	71.8	71.8	5.0	4.9	5.3	6.3	6	7	-	-	823646	823759	N/A	N/A	N/A
						1.0	0.7	81	26.6		7.8		26.6		71.7		5.0		5.3		5		-						
					Middle	8.7	0.4	106	26.3	26.3	7.8	7.8	27.3	27.3	69.5	69.5	4.8		6.7		8		-						
						8.7	0.4	113	26.3		7.8		27.3		69.5		4.8		6.7		6		-						
					Bottom	16.4	0.7	106	26.3	26.3	7.8	7.8	27.5	27.5	69.4	69.4	4.8	4.8	6.9		9		-						
						16.4	0.8	110	26.3		7.8		27.5		69.4		4.8		7.0		8		-						
6-Sep-16	Cloudy	Calm	16:21	17.4	Surface	1.0	0.6	62	26.3	26.3	7.8	7.8	27.4	27.4	76.0	76.0	5.3	5.0	2.2	3.1	3	5	-	-	823635	823759	N/A	N/A	N/A
						1.0	0.6	63	26.3		7.8		27.4		76.0		5.3		2.2		3		-						
					Middle	8.7	0.5	63	26.0	26.0	7.8	7.8	28.5	28.5	68.6	68.6	4.7		3.5		4		-						
						8.7	0.5	64	26.0		7.8		28.5		68.6		4.7		3.4		4		-						
					Bottom	16.4	0.5	59	25.9	25.9	7.8	7.8	28.8	28.8	69.6	69.7	4.8	4.8	3.6		7		-						
						16.4	0.5	64	25.9		7.8		28.8		69.7		4.8		3.5		6		-						
8-Sep-16	Cloudy	Moderate	17:38	17.6	Surface	1.0	0.2	180	26.2	26.2	7.9	7.9	23.6	23.6	78.6	78.6	5.6	5.2	1.5	2.6	3	4	-	-	823643	823740	N/A	N/A	N/A
						1.0	0.2	194	26.2		7.9		23.6		78.5		5.6		1.5		4		-						
					Middle	8.8	0.3	77	25.9	25.9	7.9	7.9	25.5	25.5	68.7	68.7	4.8		2.7		3		-						
						8.8	0.3	79	25.9		7.9		25.5		68.6		4.8		2.7		3		-						
					Bottom	16.6	0.4	150	25.5	25.5	7.9	7.9	28.5	28.5	68.2	68.2	4.8	4.8	3.5		5		-						
						16.6	0.4	150	25.5		7.9		28.5		68.2		4.8		3.5		7		-						
10-Sep-16	Cloudy	Calm	05:26	17.9	Surface	1.0	0.2	171	26.3	26.3	7.9	7.9	17.6	17.6	80.9	80.8	5.9	5.5	1.5	2.0	3	3	-	-	823646	823747	N/A	N/A	N/A
						1.0	0.2	174	26.3		7.9		17.6		80.7		5.9		1.5		2		-						
					Middle	9.0	0.3	143	26.2	26.2	7.9	7.9	20.9	20.9	70.4	70.3	5.1		1.9		4		-						
						9.0	0.3	145	26.2		7.9		20.9		70.2		5.1		1.9		3		-						
					Bottom	16.9	0.3	145	25.4	25.4	7.9	7.9	29.3	29.4	67.1	67.2	4.7	4.7	2.5		3		-						
						16.9	0.3	153	25.4		7.9		29.4		67.2		4.7		2.5		4		-						
13-Sep-16	Cloudy	Calm	08:39	17.6	Surface	1.0	0.2	164	26.0	26.0	8.0	8.0	27.3	27.3	89.7	89.9	6.2	5.4	6.1	3.6	<2	3	-	-	823640	823730	N/A	N/A	N/A
						1.0	0.2	176	26.0		8.0		27.2		90.1		6.3		6.1		<2		-						
					Middle	8.8	0.2	190	25.7	25.7	8.0	8.0	29.8	29.8	66.6	66.6	4.6		1.8		2		-						
						8.8	0.2	197	25.7		8.0		29.8		66.6		4.6		1.8		4		-						
					Bottom	16.6	0.2	139	24.2	24.2	7.9	7.9	35.0	35.0	58.4	58.4	4.0	4.0	3.0		3		-						
						16.6	0.2	143	24.2		7.9		35.0		58.4		4.0		3.0		3		-						
15-Sep-16	Fine	Moderate	11:30	17.9	Surface	1.0	0.3	177	25.9	25.9	8.1	8.1	27.4	27.4	82.3	81.9	5.7	5.3	2.6	3.5	4	5	-	-	823651	823725	N/A	N/A	N/A
						1.0	0.3	192	25.9		8.1		27.4		81.5		5.7		2.5		4		-						
					Middle	9.0	0.3	168	25.1	25.1	8.0	8.0	31.6	31.6	69.6	69.6	4.8		3.5		5		-						
						9.0	0.3	178	25.1		8.0		31.6		69.6		4.8		3.5		6		-						
					Bottom	16.9	0.2	179	24.6	24.6	8.0	8.0	33.6	33.6	67.4	67.4	4.6	4.6	4.5		7		-						
						16.9	0.2	186	24.6		8.0		33.6		67.4		4.6		4.5		6		-						
17-Sep-16	Fine	Moderate	13:12	17.8	Surface	1.0	0.8	66	26.7	26.7	7.8	7.8	27.9	27.9	77.5	77.5	5.3	5.1	3.5	4.8	4	7	-	-	823626	823730	N/A	N/A	N/A
						1.0	0.8	70	26.7		7.8		27.9		77.4		5.3		3.5		6		-						
					Middle	8.9	0.8	71	26.1	26.1	7.8	7.8	28.5	28.5	69.7	69.7	4.8		5.0		6		-						
						8.9	0.8	73	26.1		7.8		28.5		69.6		4.8		5.1		8		-						
					Bottom	16.8	0.5	103	25.8	25.8	7.8	7.8	29.1	29.1	69.4	69.4	4.8	4.8	5.9		8		-						
						16.8	0.5	103	25.8		7.8		29.1		69.4		4.8		5.9		8		-						
20-Sep-16	Cloudy	Calm	15:33	18.8	Surface	1.0	0.6	74	26.3	26.3	8.1	8.1	29.6	29.6	75.4	75.4	5.2	5.1	4.0	4.5	5	6	-	-	823645	823730	N/A	N/A	N/A
						1.0	0.7	76	26.3		8.1		29.6		75.3		5.1		4.1		4		-						
					Middle	9.4	0.6	66	26.0	26.0	8.1	8.1	30.5	30.5	74.9	74.9	5.1		4.6		6		-						
						9.4	0.7	70	26.0		8.1		30.5		74.9		5.1		4.6		6		-						
					Bottom	17.8	0.3	95	26.0	26.0	8.1	8.1	30.5	30.5	76.9	77.0	5.3	5.3	4.7		8		-						
						17.8	0.4	99	26.0		8.1		30.5		77.0		5.3		4.7		8		-						
22-Sep-16	Cloudy	Moderate	17:42	17.0	Surface	1.0	0.5	112	26.0	26.0	8.0	8.0	31.4	31.4	75.6	75.6	5.1	5.1	3.8	4.7	7	7	-	-	823638	823757	N/A	N/A	N/A
						1.0	0.5	121	26.0		8.0		31.4		75.5		5.1		3.8		6		-						
					Middle	8.5	0.4	84	26.0	26.0	8.0	8.0	31.6	31.6	74.5	74.5	5.1		4.3		8		-						
						8.5	0.4	89	26.0		8.0		31.6		74.5		5.1		4.4		8		-						
					Bottom	16.0	0.4	136	26.0	26.0	8.0	8.0	31.7	31.7	75.7	76.2	5.1	5.2	5.9		7		-						
						16.0	0.4	136	26.0		8.0		31.7		76.6		5.2		5.8		7		-						
24-Sep-16	Cloudy	Calm	05:10	17.9	Surface	1.0	0.5	95	25.9	25.9	7.9	7.9	32.1	32.1	85.3	85.3	5.8	5.8	1.8	2.4	5	4	-	-	823625	823722	N/A	N/A	N/A
						1.0	0.5	101	25.9		7.9		32.1		85.3		5.8		1.8		4		-						
					Middle	9.0	0.5	106	25.9	25.9	7.9	7.9	32.3	32.3	83.8	83.8	5.7		2.1		4		-						
						9.0	0.5	110	25.9		7.9		32.3		83.8		5.7		2.1		3		-						
					Bottom	16.9	0.3	-	25.9	25.9	7.8	7.8	32.6	32.6	82.6	82.7	5.6	5.6	3.2		4		-						
						16.9	0.3	-	25.9		7.8		32.6		82.7		5.6		3.2		4		-						
27-Sep-16	Fine	Calm	09:14	17.7	Surface	1.0	0.3	197	26.7	26.7	7.8	7.8	26.7	26.7	87.2	87.2	6.0	5.9	0.5	0.8	<2	3	-	-	823628	823735	N/A	N/A	N/A
						1.0	0.3	211	26.7		7.8		26.7		87.1		6.0		0.5		<2		-						
					Middle	8.9	0.2	161	26.5	26.5	7.8	7.8	28.9	28.9	82.7	82.7	5.7		0.9		3		-						
						8.9	0.2	163	26.5		7.8		28.9		82.7		5.7		0.9		2		-						
					Bottom	16.7	0.3	125	26.4	26.4	7.8	7.8	30.4	30.4	82.6	83.2	5.6	5.7	1.1		3		-						
						16.7	0.3	135	26.4		7.8		30.4		83.8		5.7		1.0		3		-						
29-Sep-16	Cloudy	Calm	10:26	17.9	Surface	1.0	0.4	108	26.1	26.1	7.9	7.9	31.9	31.9	85.5	85.5	5.8	5.7	2.7	4.0	6	6	-	-	823634	823733	N/A	N/A	N/A
						1.0	0.4	115	26.1		7.9		31.9		85.4		5.8		2.7		5		-						
					Middle	9.0	0.2	148	26.3	26.3	7.9	7.9	34.0	34.0	84.1	84.1	5.6		4.3		6		-						
						9.0	0.3	152	26.3		7.9		34.0		84.1		5.6		4.3		6		-						
					Bottom	16.9	0.6	129	26.2	26.2	7.9	7.9	34.4	34.5	84.8	84.8	5.6	5.7	5.0		6		-						
						16.9	0.7	135	26.2		7.9		34.5		84.8		5.7		5.0		6		-						

DA: Depth-Averaged
Calm: Small or no wave; Moderate: Between calm and rough; Rough : White capped or rougher

Expansion of Hong Kong International Airport into a Three-Runway System
Baseline Water Quality Monitoring
Water Quality Monitoring Results at SR7 during Mid-Flood Tide

Date	Weather Condition	Sea Condition	Sampling Time	Water Depth (m)	Sampling Depth (m)		Current Speed (m/s)	Current Direction	Water Temperature (°C) Value	Water Temperature (°C) Average	pH Value	pH Average	Salinity (ppt) Value	Salinity (ppt) Average	DO Saturation (%) Value	DO Saturation (%) Average	Dissolved Oxygen (mg/L) Value	Dissolved Oxygen (mg/L) DA	Turbidity(NTU) Value	Turbidity(NTU) DA	Suspended Solids (mg/L) Value	Suspended Solids (mg/L) DA	Total Alkalinity (ppm) Value	Total Alkalinity (ppm) DA	Coordinate HK Grid (Northing)	Coordinate HK Grid (Easting)	Observed construction activities <100m from location	Observed construction activities >100m from location	Other Observations
1-Sep-16	Cloudy	Moderate	04:42	16.9	Surface	1.0	0.4	215	26.0	26.0	7.9	7.9	25.2	25.2	70.2	70.2	4.9	4.9	5.3	5.7	5	6	-	-	823634	823760	N/A	N/A	N/A
						1.0	0.4	219	26.0		7.9		25.2		70.1		4.9		5.3		4		-						
					Middle	8.5	0.9	197	25.8	25.8	7.9	7.9	26.6	26.6	68.6	68.6	4.8		5.8		6		-						
						8.5	0.9	197	25.8		7.9		26.6		68.6		4.8		5.8		7		-						
					Bottom	15.9	2.9	210	25.7	25.7	7.9	7.9	27.1	27.1	69.1	69.1	4.8	4.8	5.9		7		-						
						15.9	2.9	225	25.7		7.9		27.1		69.1		4.8		5.9		6		-						
3-Sep-16	Cloudy	Calm	06:03	17.0	Surface	1.0	0.2	203	26.4	26.4	7.8	7.8	23.3	23.3	73.9	73.9	5.2	5.1	5.3	5.8	4	5	-	-	823636	823731	N/A	N/A	N/A
						1.0	0.2	208	26.4		7.8		23.3		73.9		5.2		5.4		5		-						
					Middle	8.5	0.3	199	26.3	26.3	7.8	7.8	24.4	24.4	70.1	70.1	4.9		5.8		4		-						
						8.5	0.3	200	26.3		7.8		24.4		70.0		4.9		5.8		5		-						
					Bottom	16.0	0.2	172	26.1	26.1	7.8	7.8	25.9	25.9	67.4	67.4	4.7	4.7	6.3		6		-						
						16.0	0.2	188	26.1		7.8		25.9		67.4		4.7		6.3		7		-						
6-Sep-16	Cloudy	Moderate	08:12	17.1	Surface	1.0	0.2	154	26.0	26.0	7.8	7.8	27.2	27.2	69.2	69.2	4.8	4.8	8.5	6.1	6	6	-	-	823653	823739	N/A	N/A	N/A
						1.0	0.2	159	26.0		7.8		27.2		69.2		4.8		8.7		7		-						
					Middle	8.6	0.2	150	25.9	25.9	7.8	7.8	27.6	27.6	67.1	67.1	4.7		4.4		7		-						
						8.6	0.2	154	25.9		7.8		27.6		67.1		4.7		4.4		6		-						
					Bottom	16.1	0.1	129	25.6	25.6	7.8	7.8	29.2	29.2	65.2	65.3	4.5	4.5	5.3		5		-						
						16.1	0.1	137	25.6		7.8		29.2		65.3		4.5		5.3		7		-						
8-Sep-16	Cloudy	Calm	09:40	15.2	Surface	1.0	0.2	219	26.2	26.2	7.8	7.8	21.6	21.6	77.1	77.1	5.5	5.1	2.1	2.5	2	3	-	-	823618	823735	N/A	N/A	N/A
						1.0	0.2	231	26.2		7.8		21.6		77.1		5.5		2.2		<2		-						
					Middle	7.6	0.2	206	26.0	26.0	7.8	7.8	25.8	25.8	66.2	66.2	4.6		2.5		4		-						
						7.6	0.2	216	26.0		7.8		25.8		66.2		4.6		2.5		2		-						
					Bottom	14.2	0.1	163	25.5	25.5	7.9	7.9	29.3	29.3	61.9	61.9	4.3	4.3	2.9		4		-						
						14.2	0.2	167	25.5		7.9		29.3		61.9		4.3		2.9		4		-						
10-Sep-16	Cloudy	Calm	16:07	18.9	Surface	1.0	0.3	95	26.0	26.0	7.9	7.9	20.5	20.5	76.9	76.9	5.6	5.1	1.7	4.1	4	3	-	-	823632	823739	N/A	N/A	N/A
						1.0	0.3	102	26.0		7.9		20.5		76.8		5.6		1.7		4		-						
					Middle	9.5	0.3	90	25.7	25.8	7.9	7.9	26.6	26.6	65.4	65.4	4.6		2.4		3		-						
						9.5	0.3	92	25.8		7.9		26.6		65.4		4.6		2.4		2		-						
					Bottom	17.9	0.6	136	25.1	25.1	8.0	8.0	31.5	31.5	64.4	64.4	4.5	4.5	8.3		3		-						
						17.9	0.6	145	25.1		8.0		31.5		64.4		4.5		8.3		3		-						
13-Sep-16	Cloudy	Calm	18:42	17.8	Surface	1.0	0.3	141	25.6	25.6	8.0	8.0	29.2	29.2	91.3	91.3	6.3	5.4	2.5	3.5	4	4	-	-	823644	823733	N/A	N/A	N/A
						1.0	0.3	148	25.6		8.0		29.2		91.3		6.3		2.5		4		-						
					Middle	8.9	0.2	178	25.5	25.5	7.9	7.9	30.2	30.2	63.5	63.5	4.4		3.8		4		-						
						8.9	0.2	193	25.5		7.9		30.2		63.5		4.4		3.7		5		-						
					Bottom	16.8	0.3	124	25.3	25.3	7.9	7.9	30.8	30.8	62.9	62.9	4.3	4.3	4.1		3		-						
						16.8	0.3	131	25.3		7.9		30.8		62.9		4.3		4.1		4		-						
15-Sep-16	Cloudy	Moderate	19:22	17.5	Surface	1.0	0.7	81	26.6	26.6	8.2	8.2	24.9	24.9	102.8	102.7	7.2	6.6	5.0	9.2	3	5	-	-	823647	823724	N/A	N/A	N/A
						1.0	0.8	83	26.6		8.2		24.9		102.6		7.2		5.0		4		-						
					Middle	8.8	0.4	123	26.2	26.2	8.1	8.1	26.6	26.6	85.5	85.4	6.0		7.5		7		-						
						8.8	0.4	130	26.2		8.1		26.5		85.3		5.9		7.6		6		-						
					Bottom	16.5	0.5	59	25.8	25.8	8.0	8.0	27.4	27.4	73.4	73.4	5.1	5.1	15.0		6		-						
						16.5	0.5	63	25.8		8.0		27.4		73.4		5.1		15.0		6		-						
17-Sep-16	Fine	Calm	05:31	17.1	Surface	1.0	0.3	282	25.7	25.7	7.8	7.8	30.7	30.7	80.0	80.0	5.5	5.5	11.5	12.0	9	16	-	-	823638	823723	N/A	N/A	N/A
						1.0	0.3	290	25.7		7.8		30.7		80.0		5.5		11.5		8		-						
					Middle	8.6	0.2	151	25.5	25.5	7.8	7.8	30.9	30.9	78.2	78.2	5.4		10.0		12		-						
						8.6	0.2	152	25.5		7.8		30.9		78.2		5.4		10.0		13		-						
					Bottom	16.1	0.2	118	25.3	25.3	7.9	7.9	31.6	31.6	69.1	69.1	4.8	4.8	14.5		28		-						
						16.1	0.2	123	25.3		7.9		31.6		69.1		4.8		14.5		27		-						
20-Sep-16	Cloudy	Rough	08:45	15.9	Surface	1.0	0.3	138	26.0	26.0	7.9	7.9	30.4	30.4	81.0	81.1	5.5	5.2	6.1	9.1	11	13	-	-	823642	823733	N/A	N/A	N/A
						1.0	0.3	150	26.0		7.9		30.4		81.2		5.6		6.2		9		-						
					Middle	8.0	0.4	77	26.0	26.0	7.9	7.9	30.9	30.9	70.7	70.7	4.8		9.9		14		-						
						8.0	0.4	78	26.0		7.9		30.9		70.7		4.8		10.1		15		-						
					Bottom	14.9	0.3	84	26.0	26.0	7.9	7.9	31.0	31.0	71.8	72.0	4.9	4.9	11.0		16		-						
						14.9	0.3	88	26.0		7.9		31.0		72.1		4.9		11.1		15		-						
22-Sep-16	Cloudy	Calm	10:01	15.3	Surface	1.0	0.2	180	26.2	26.2	7.9	7.9	29.2	29.2	77.8	77.8	5.3	5.3	4.1	8.0	4	5	-	-	823653	823725	N/A	N/A	N/A
						1.0	0.2	185	26.2		7.9		29.2		77.7		5.3		4.1		6		-						
					Middle	7.7	0.2	118	26.1	26.1	7.9	7.9	29.5	29.5	75.4	75.4	5.2		5.6		5		-						
						7.7	0.2	128	26.1		7.9		29.5		75.4		5.2		5.7		5		-						
					Bottom	14.3	0.3	91	26.1	26.1	7.9	7.9	30.1	30.1	73.0	73.1	5.0	5.0	14.2		5		-						
						14.3	0.3	95	26.1		7.9		30.1		73.1		5.0		14.3		6		-						
24-Sep-16	Cloudy	Calm	15:45	17.6	Surface	1.0	0.3	231	26.2	26.2	7.9	7.9	30.1	30.1	83.1	83.0	5.7	5.6	2.5	4.2	5	5	-	-	823626	823750	N/A	N/A	N/A
						1.0	0.3	236	26.2		7.9		30.1		82.9		5.7		2.6		5		-						
					Middle	8.8	0.2	171	26.0	26.0	7.9	7.9	30.7	30.7	79.4	79.4	5.4		3.8		5		-						
						8.8	0.2	175	26.0		7.9		30.7		79.4		5.4		3.9		3		-						
					Bottom	16.6	0.5	135	26.0	26.0	7.9	7.9	31.0	31.0	77.7	77.8	5.2	5.3	6.2		5		-						
						16.6	0.5	137	26.0		7.9		31.0		77.8		5.3		6.2		4		-						
27-Sep-16	Cloudy	Calm	18:41	17.9	Surface	1.0	0.5	68	27.4	27.4	7.9	7.9	25.4	25.4	95.7	95.5	6.6	6.3	-	1.9	<2	3	-	-	823637	823756	N/A	N/A	N/A
						1.0	0.6	70	27.4		7.9		25.3		95.3		6.6		-		<2		-						
					Middle	9.0	0.5	134	27.0	27.0	7.9	7.9	27.1	27.2	88.0	88.0	6.0		0.9		3		-						
						9.0	0.5	139	27.0		7.9		27.2		88.0		6.0		0.8		3		-						
					Bottom	16.9	0.9	152	26.6	26.7	7.9	7.9	29.5	29.4	83.1	83.4	5.7	5.7	3.1		3		-						
						16.9	0.9	157	26.7		7.9		29.3		83.6		5.7		2.8		3		-						
29-Sep-16	Cloudy	Moderate	19:08	17.2	Surface	1.0	0.3	96	26.3	26.3	7.9	7.9	27.4	27.4	93.9	93.9	6.5	6.5	3.0	3.1	4	4	-	-	823616	823750	N/A	N/A	N/A
						1.0	0.4	97	26.3		7.9		27.4		93.9		6.5		3.1		4		-						
					Middle	8.6	1.9	148	26.3	26.3	7.9	7.9	27.6	27.6	93.1	93.1	6.4		3.1		4		-						
						8.6	1.9	149	26.3		7.9		27.6		93.1		6.4		3.1		4		-						
					Bottom	16.2	2.5	96	26.3	26.3	7.9	7.9	27.6	27.6	93.0	93.0	6.4	6.4	3.1		4		-						
						16.2	2.6	105	26.3		7.9		27.6		93.0		6.4		3.2		3		-						

DA: Depth-Averaged
Calm: Small or no wave; Moderate: Between calm and rough; Rough : White capped or rougher

Expansion of Hong Kong International Airport into a Three-Runway System
Baseline Water Quality Monitoring
Water Quality Monitoring Results at SR8 during Mid-Ebb Tide

Date	Weather Condition	Sea Condition	Sampling Time	Water Depth (m)	Sampling Depth (m)		Current Speed (m/s)	Current Direction	Water Temperature (°C) Value	Water Temperature (°C) Average	pH Value	pH Average	Salinity (ppt) Value	Salinity (ppt) Average	DO Saturation (%) Value	DO Saturation (%) Average	Dissolved Oxygen (mg/L) Value	Dissolved Oxygen (mg/L) DA	Turbidity(NTU) Value	Turbidity(NTU) DA	Suspended Solids (mg/L) Value	Suspended Solids (mg/L) DA	Total Alkalinity (ppm) Value	Total Alkalinity (ppm) DA	Coordinate HK Grid (Northing)	Coordinate HK Grid (Easting)	Observed construction activities <100m from location	Observed construction activities >100m from location	Other Observations
1-Sep-16	Rainy	Moderate	12:38	5.5	Surface	1.0	0.3	172	26.7	26.7	7.9	7.9	25.5	25.5	71.7	71.7	5.0	5.0	11.2	11.9	9	10	-	-	820415	811609	N/A	N/A	N/A
						1.0	0.3	176	26.7		7.9		25.5		71.7		5.0		11.2		7		-						
					Middle	2.8	-	-	-	-	-	-	-	-	-	-	-		-		-		-						
						2.8	-	-	-		-		-		-		-		-		-		-						
					Bottom	4.5	0.3	197	26.2	26.2	7.9	7.9	26.0	26.0	73.7	73.8	5.1	5.2	12.6		12		-						
						4.5	0.3	211	26.2		7.9		26.0		73.9		5.2		12.5		11		-						
3-Sep-16	Cloudy	Moderate	13:47	5.5	Surface	1.0	0.3	194	27.4	27.4	7.8	7.8	26.1	26.1	74.9	74.8	5.1	5.1	22.3	22.4	21	24	-	-	820423	811580	N/A	N/A	N/A
						1.0	0.3	197	27.3		7.8		26.1		74.7		5.1		22.5		20		-						
					Middle	2.8	-	-	-	-	-	-	-	-	-	-	-		-		-		-						
						2.8	-	-	-		-		-		-		-		-		-		-						
					Bottom	4.5	0.3	225	26.5	26.5	7.8	7.8	26.3	26.3	73.8	73.8	5.1	5.1	22.4		26		-						
						4.5	0.3	230	26.5		7.8		26.3		73.8		5.1		22.4		28		-						
6-Sep-16	Cloudy	Moderate	15:20	5.6	Surface	1.0	0.3	219	26.8	26.8	7.8	7.8	25.4	25.4	75.7	75.7	5.3	5.3	7.2	9.7	7	7	-	-	820401	811612	N/A	N/A	N/A
						1.0	0.3	228	26.8		7.8		25.4		75.6		5.3		7.3		7		-						
					Middle	2.8	-	-	-	-	-	-	-	-	-	-	-		-		-		-						
						2.8	-	-	-		-		-		-		-		-		-		-						
					Bottom	4.6	0.3	217	26.8	26.8	7.8	7.8	25.4	25.4	74.6	74.6	5.2	5.2	12.0		7		-						
						4.6	0.3	232	26.8		7.8		25.4		74.6		5.2		12.2		7		-						
8-Sep-16	Cloudy	Moderate	16:36	5.0	Surface	1.0	0.3	208	26.9	26.9	7.9	7.9	18.5	18.5	82.8	82.7	6.0	6.0	6.0	10.8	4	5	-	-	820416	811573	N/A	N/A	N/A
						1.0	0.3	210	26.9		7.9		18.5		82.5		5.9		6.1		4		-						
					Middle	2.5	-	-	-	-	-	-	-	-	-	-	-		-		-		-						
						2.5	-	-	-		-		-		-		-		-		-		-						
					Bottom	4.0	0.3	215	26.2	26.2	7.8	7.8	23.6	23.6	71.0	71.1	5.0	5.0	15.4		5		-						
						4.0	0.3	224	26.2		7.8		23.6		71.1		5.0		15.5		5		-						
10-Sep-16	Cloudy	Moderate	06:52	5.2	Surface	1.0	0.2	214	26.5	26.5	7.9	7.9	17.3	17.3	84.1	84.2	6.1	6.1	3.5	4.2	<2	3	-	-	820420	811611	N/A	N/A	N/A
						1.0	0.2	225	26.5		7.9		17.3		84.2		6.1		3.6		<2		-						
					Middle	2.6	-	-	-	-	-	-	-	-	-	-	-		-		-		-						
						2.6	-	-	-		-		-		-		-		-		-		-						
					Bottom	4.2	0.1	184	26.5	26.5	7.8	7.8	19.2	19.2	89.2	89.2	6.4	6.4	4.8		4		-						
						4.2	0.2	195	26.5		7.8		19.2		89.2		6.4		4.8		3		-						
13-Sep-16	Cloudy	Calm	09:08	5.6	Surface	1.0	0.2	257	26.4	26.4	8.0	8.0	23.9	23.9	81.7	81.7	5.8	5.8	4.2	5.6	3	4	-	-	820412	811578	N/A	N/A	N/A
						1.0	0.2	266	26.4		8.0		23.9		81.6		5.7		4.2		4		-						
					Middle	2.8	-	-	-	-	-	-	-	-	-	-	-		-		-		-						
						2.8	-	-	-		-		-		-		-		-		-		-						
					Bottom	4.6	0.2	265	26.2	26.2	7.9	7.9	27.0	27.0	79.8	79.8	5.5	5.5	7.0		4		-						
						4.6	0.2	285	26.2		7.9		27.0		79.8		5.5		7.0		3		-						
15-Sep-16	Fine	Moderate	13:02	5.2	Surface	1.0	0.3	262	27.1	27.1	8.0	8.0	24.5	24.5	94.0	94.0	6.5	6.5	7.9	8.1	10	10	-	-	820414	811583	N/A	N/A	N/A
						1.0	0.3	262	27.1		8.0		24.5		94.0		6.5		7.9		10		-						
					Middle	2.6	-	-	-	-	-	-	-	-	-	-	-		-		-		-						
						2.6	-	-	-		-		-		-		-		-		-		-						
					Bottom	4.2	0.3	260	27.0	27.0	8.0	8.0	24.7	24.7	93.3	93.3	6.5	6.5	8.3		10		-						
						4.2	0.3	260	27.0		8.0		24.7		93.3		6.5		8.3		10		-						
17-Sep-16	Fine	Moderate	12:15	4.9	Surface	1.0	0.4	181	26.9	26.9	7.8	7.8	26.5	26.6	74.3	74.3	5.1	5.1	16.8	17.7	9	12	-	-	820411	811598	N/A	N/A	N/A
						1.0	0.4	195	26.8		7.8		26.6		74.3		5.1		17.0		9		-						
					Middle	2.5	-	-	-	-	-	-	-	-	-	-	-		-		-		-						
						2.5	-	-	-		-		-		-		-		-		-		-						
					Bottom	3.9	0.5	162	26.6	26.7	7.8	7.8	27.0	27.0	78.5	80.3	5.4	5.6	19.1		13		-						
						3.9	0.5	174	26.7		7.8		27.0		82.1		5.7		18.0		15		-						
20-Sep-16	Cloudy	Calm	14:36	5.8	Surface	1.0	0.3	183	26.4	26.4	8.0	8.0	28.2	28.2	75.0	75.0	5.2	5.2	13.0	16.7	10	13	-	-	820402	811595	N/A	N/A	N/A
						1.0	0.3	191	26.4		8.0		28.2		74.9		5.2		13.1		9		-						
					Middle	2.9	-	-	-	-	-	-	-	-	-	-	-		-		-		-						
						2.9	-	-	-		-		-		-		-		-		-		-						
					Bottom	4.8	0.3	197	26.2	26.2	8.0	8.0	28.7	28.7	73.0	73.0	5.0	5.0	20.3		16		-						
						4.8	0.3	200	26.2		8.0		28.7		73.0		5.0		20.5		18		-						
22-Sep-16	Cloudy	Moderate	16:40	5.2	Surface	1.0	0.3	154	26.4	26.4	7.9	7.9	28.2	28.2	84.5	84.5	5.8	5.8	6.4	8.8	9	10	-	-	820435	811600	N/A	N/A	N/A
						1.0	0.3	159	26.4		7.9		28.2		84.4		5.8		6.4		10		-						
					Middle	2.6	-	-	-	-	-	-	-	-	-	-	-		-		-		-						
						2.6	-	-	-		-		-		-		-		-		-		-						
					Bottom	4.2	0.3	137	26.2	26.2	8.0	8.0	29.6	29.6	80.9	81.1	5.5	5.6	10.5		10		-						
						4.2	0.3	138	26.2		8.0		29.6		81.3		5.6		11.7		10		-						
24-Sep-16	Fine	Calm	06:19	5.2	Surface	1.0	0.3	162	26.2	26.2	7.9	7.9	28.8	28.8	89.7	89.7	6.2	6.2	3.9	5.0	6	5	-	-	820420	811606	N/A	N/A	N/A
						1.0	0.3	175	26.2		7.9		28.8		89.7		6.2		4.0		4		-						
					Middle	2.6	-	-	-	-	-	-	-	-	-	-	-		-		-		-						
						2.6	-	-	-		-		-		-		-		-		-		-						
					Bottom	4.2	0.4	137	26.1	26.1	7.9	7.9	29.3	29.4	90.4	92.3	6.2	6.4	5.8		4		-						
						4.2	0.4	138	26.1		7.8		29.5		94.1		6.5		6.3		4		-						
27-Sep-16	Fine	Moderate	10:40	5.2	Surface	1.0	0.4	232	27.2	27.2	8.0	8.0	19.5	19.5	100.3	100.3	7.1	7.1	1.6	1.5	3	3	-	-	820418	811592	N/A	N/A	N/A
						1.0	0.4	255	27.2		8.0		19.5		100.3		7.1		1.6		3		-						
					Middle	2.6	-	-	-	-	-	-	-	-	-	-	-		-		-		-						
						2.6	-	-	-		-		-		-		-		-		-		-						
					Bottom	4.2	0.6	276	27.1	27.1	7.9	7.9	24.1	23.6	95.2	95.8	6.6	6.7	1.5		2		-						
						4.2	0.6	293	27.1		7.9		23.1		96.3		6.7		1.3		2		-						
29-Sep-16	Cloudy	Moderate	11:45	5.7	Surface	1.0	0.3	188	26.8	26.8	7.9	7.9	27.1	27.1	93.3	93.2	6.4	6.4	7.1	7.9	9	10	-	-	820423	811606	N/A	N/A	N/A
						1.0	0.3	203	26.8		7.9		27.1		93.1		6.4		7.2		9		-						
					Middle	2.9	-	-	-	-	-	-	-	-	-	-	-		-		-		-						
						2.9	-	-	-		-		-		-		-		-		-		-						
					Bottom	4.7	0.3	174	26.3	26.3	7.9	7.9	27.5	27.5	91.5	93.3	6.3	6.5	8.9		11		-						
						4.7	0.3	186	26.3		7.9		27.5		95.1		6.6		8.4		11		-						

DA: Depth-Averaged
Calm: Small or no wave; Moderate: Between calm and rough; Rough : White capped or rougher

Expansion of Hong Kong International Airport into a Three-Runway System
Baseline Water Quality Monitoring
Water Quality Monitoring Results at SR8 during Mid-Flood Tide

Date	Weather Condition	Sea Condition	Sampling Time	Water Depth (m)	Sampling Depth (m)		Current Speed (m/s)	Current Direction	Water Temperature (°C) Value	Water Temperature (°C) Average	pH Value	pH Average	Salinity (ppt) Value	Salinity (ppt) Average	DO Saturation (%) Value	DO Saturation (%) Average	Dissolved Oxygen (mg/L) Value	Dissolved Oxygen (mg/L) DA	Turbidity(NTU) Value	Turbidity(NTU) DA	Suspended Solids (mg/L) Value	Suspended Solids (mg/L) DA	Total Alkalinity (ppm) Value	Total Alkalinity (ppm) DA	Coordinate HK Grid (Northing)	Coordinate HK Grid (Easting)	Observed construction activities <100m from location	Observed construction activities >100m from location	Other Observations
1-Sep-16	Cloudy	Moderate	05:48	5.2	Surface	1.0	0.5	280	26.5	26.5	7.8	7.8	21.6	21.6	73.5	73.5	5.2	5.2	6.1	7.0	5	6	-	-	820397	811601	N/A	N/A	N/A
						1.0	0.5	304	26.5		7.8		21.6		73.5		5.2		6.2		6		-						
					Middle	2.6	-	-	-	-	-	-	-	-	-	-	-		-		-		-						
						2.6	-	-	-		-		-		-		-		-		-		-						
					Bottom	4.2	0.3	292	26.3	26.3	7.8	7.8	22.5	22.5	75.1	75.1	5.3	5.3	7.8		5		-						
						4.2	0.3	306	26.3		7.8		22.5		75.1		5.3		7.8		6		-						
3-Sep-16	Cloudy	Moderate	07:09	5.3	Surface	1.0	0.2	195	26.9	26.9	7.7	7.7	22.1	22.1	78.4	78.4	5.5	5.5	9.0	8.1	12	12	-	-	820429	811574	N/A	N/A	N/A
						1.0	0.2	201	26.9		7.7		22.1		78.4		5.5		9.0		12		-						
					Middle	2.7	-	-	-	-	-	-	-	-	-	-	-		-		-		-						
						2.7	-	-	-		-		-		-		-		-		-		-						
					Bottom	4.3	0.2	204	26.7	26.7	7.7	7.7	22.1	22.1	81.2	81.3	5.7	5.8	7.2		11		-						
						4.3	0.2	223	26.7		7.7		22.1		81.4		5.8		7.2		11		-						
6-Sep-16	Cloudy	Moderate	09:18	5.2	Surface	1.0	0.2	272	26.5	26.5	7.8	7.8	23.4	23.4	74.1	74.1	5.2	5.2	7.2	7.7	10	11	-	-	820421	811603	N/A	N/A	N/A
						1.0	0.2	286	26.5		7.8		23.4		74.1		5.2		7.2		12		-						
					Middle	2.6	-	-	-	-	-	-	-	-	-	-	-		-		-		-						
						2.6	-	-	-		-		-		-		-		-		-		-						
					Bottom	4.2	0.3	263	26.2	26.2	7.8	7.8	24.5	24.5	74.6	74.7	5.3	5.3	8.3		10		-						
						4.2	0.3	282	26.2		7.8		24.5		74.7		5.3		8.2		10		-						
8-Sep-16	Cloudy	Moderate	11:30	5.2	Surface	1.0	0.1	218	26.6	26.6	7.8	7.8	18.4	18.4	81.8	81.8	5.9	5.9	6.9	8.9	5	5	-	-	820430	811580	N/A	N/A	N/A
						1.0	0.1	221	26.6		7.8		18.4		81.8		5.9		7.0		5		-						
					Middle	2.6	-	-	-	-	-	-	-	-	-	-	-		-		-		-						
						2.6	-	-	-		-		-		-		-		-		-		-						
					Bottom	4.2	0.1	221	26.1	26.1	7.8	7.8	23.2	23.2	75.1	75.2	5.3	5.4	10.8		6		-						
						4.2	0.1	239	26.1		7.8		23.2		75.3		5.4		10.8		5		-						
10-Sep-16	Rainy	Moderate	14:57	5.2	Surface	1.0	0.4	270	26.3	26.3	7.9	7.9	11.9	11.9	88.2	88.1	6.7	6.7	4.6	6.0	4	4	-	-	820408	811604	N/A	N/A	N/A
						1.0	0.4	290	26.3		7.9		11.9		88.0		6.6		4.6		2		-						
					Middle	2.6	-	-	-	-	-	-	-	-	-	-	-		-		-		-						
						2.6	-	-	-		-		-		-		-		-		-		-						
					Bottom	4.2	0.4	283	26.6	26.6	7.8	7.8	17.6	17.6	84.0	84.1	6.1	6.1	7.3		5		-						
						4.2	0.4	310	26.6		7.8		17.6		84.1		6.1		7.4		4		-						
13-Sep-16	Cloudy	Moderate	17:26	5.1	Surface	1.0	0.3	158	27.1	27.1	8.1	8.1	23.2	23.2	100.6	100.6	7.0	7.0	3.0	3.3	3	4	-	-	820424	811574	N/A	N/A	N/A
						1.0	0.3	161	27.1		8.1		23.2		100.6		7.0		3.2		5		-						
					Middle	2.6	-	-	-	-	-	-	-	-	-	-	-		-		-		-						
						2.6	-	-	-		-		-		-		-		-		-		-						
					Bottom	4.1	0.3	213	27.0	27.0	8.1	8.1	23.7	23.7	100.6	100.6	7.0	7.0	3.4		4		-						
						4.1	0.3	231	27.0		8.1		23.6		100.6		7.0		3.4		4		-						
15-Sep-16	Cloudy	Moderate	18:13	4.5	Surface	1.0	0.3	156	27.6	27.6	8.1	8.1	23.0	23.0	102.6	102.6	7.1	7.1	15.1	18.0	10	10	-	-	820416	811584	N/A	N/A	N/A
						1.0	0.3	158	27.6		8.1		23.0		102.6		7.1		15.4		11		-						
					Middle	2.3	-	-	-	-	-	-	-	-	-	-	-		-		-		-						
						2.3	-	-	-		-		-		-		-		-		-		-						
					Bottom	3.5	0.3	214	27.2	27.2	8.1	8.1	23.1	23.1	100.5	100.5	7.0	7.0	20.7		10		-						
						3.5	0.3	225	27.2		8.1		23.1		100.5		7.0		20.7		10		-						
17-Sep-16	Fine	Moderate	06:41	5.4	Surface	1.0	0.4	132	26.5	26.5	7.8	7.8	26.5	26.5	70.4	70.4	4.9	4.9	20.4	24.9	16	19	-	-	820428	811592	N/A	N/A	N/A
						1.0	0.4	134	26.5		7.8		26.5		70.4		4.9		21.1		18		-						
					Middle	2.7	-	-	-	-	-	-	-	-	-	-	-		-		-		-						
						2.7	-	-	-		-		-		-		-		-		-		-						
					Bottom	4.4	0.3	148	26.4	26.4	7.8	7.8	26.9	27.0	71.6	72.7	5.0	5.1	29.9		21		-						
						4.4	0.3	148	26.4		7.8		27.0		73.8		5.1		28.3		19		-						
20-Sep-16	Cloudy	Rough	09:46	5.6	Surface	1.0	0.3	200	26.2	26.2	8.0	8.0	27.9	27.9	77.2	77.2	5.3	5.3	15.1	16.4	13	14	-	-	820426	811577	N/A	N/A	N/A
						1.0	0.3	204	26.2		8.0		27.9		77.2		5.3		15.4		14		-						
					Middle	2.8	-	-	-	-	-	-	-	-	-	-	-		-		-		-						
						2.8	-	-	-		-		-		-		-		-		-		-						
					Bottom	4.6	0.3	217	26.3	26.3	8.0	8.0	28.3	28.3	77.4	77.6	5.3	5.4	17.2		15		-						
						4.6	0.3	224	26.3		8.0		28.3		77.7		5.4		17.7		14		-						
22-Sep-16	Cloudy	Moderate	11:09	5.0	Surface	1.0	0.3	265	26.7	26.7	7.9	7.9	27.5	27.5	86.9	86.9	6.0	6.0	6.6	6.2	4	7	-	-	820409	811573	N/A	N/A	N/A
						1.0	0.4	278	26.7		7.9		27.5		86.9		6.0		6.5		5		-						
					Middle	2.5	-	-	-	-	-	-	-	-	-	-	-		-		-		-						
						2.5	-	-	-		-		-		-		-		-		-		-						
					Bottom	4.0	0.3	257	26.8	26.8	7.9	7.9	27.6	27.6	87.7	87.8	6.0	6.0	5.7		8		-						
						4.0	0.3	257	26.7		7.9		27.6		87.9		6.0		5.8		10		-						
24-Sep-16	Cloudy	Moderate	14:26	5.2	Surface	1.0	0.4	255	26.6	26.6	7.9	7.9	27.8	27.8	94.1	94.1	6.5	6.5	1.4	2.1	2	3	-	-	820421	811593	N/A	N/A	N/A
						1.0	0.4	262	26.6		7.9		27.8		94.1		6.5		1.4		4		-						
					Middle	2.6	-	-	-	-	-	-	-	-	-	-	-		-		-		-						
						2.6	-	-	-		-		-		-		-		-		-		-						
					Bottom	4.2	0.3	238	26.5	26.5	7.9	7.9	27.8	27.8	94.6	94.6	6.5	6.5	2.8		3		-						
						4.2	0.3	253	26.5		7.9		27.8		94.6		6.5		2.9		2		-						
27-Sep-16	Fine	Moderate	17:22	4.9	Surface	1.0	0.3	231	27.5	27.5	7.9	7.9	23.5	23.5	97.5	97.5	6.8	6.8	1.9	2.0	3	4	-	-	820433	811580	N/A	N/A	N/A
						1.0	0.3	249	27.5		7.9		23.5		97.4		6.8		1.9		5		-						
					Middle	2.5	-	-	-	-	-	-	-	-	-	-	-		-		-		-						
						2.5	-	-	-		-		-		-		-		-		-		-						
					Bottom	3.9	0.4	228	27.5	27.5	7.9	7.9	23.7	23.7	97.1	97.1	6.7	6.7	2.1		4		-						
						3.9	0.4	236	27.5		7.9		23.7		97.1		6.7		2.2		4		-						
29-Sep-16	Cloudy	Moderate	18:03	4.8	Surface	1.0	0.4	213	26.7	26.7	7.9	7.9	26.8	26.8	96.6	96.6	6.7	6.7	12.3	14.3	13	15	-	-	820427	811610	N/A	N/A	N/A
						1.0	0.4	224	26.7		7.9		26.8		96.6		6.7		12.3		14		-						
					Middle	2.4	-	-	-	-	-	-	-	-	-	-	-		-		-		-						
						2.4	-	-	-		-		-		-		-		-		-		-						
					Bottom	3.8	0.3	173	26.2	26.2	7.9	7.9	27.1	27.1	96.5	96.6	6.7	6.7	16.3		16		-						
						3.8	0.3	180	26.2		7.9		27.1		96.6		6.7		16.3		17		-						

DA: Depth-Averaged
Calm: Small or no wave; Moderate: Between calm and rough; Rough : White capped or rougher

Appendix 3.2. Graphical Presentations of the Baseline Monitoring Results

Annex I. Graphical Presentations of the Baseline Monitoring Results (May and July 2016)

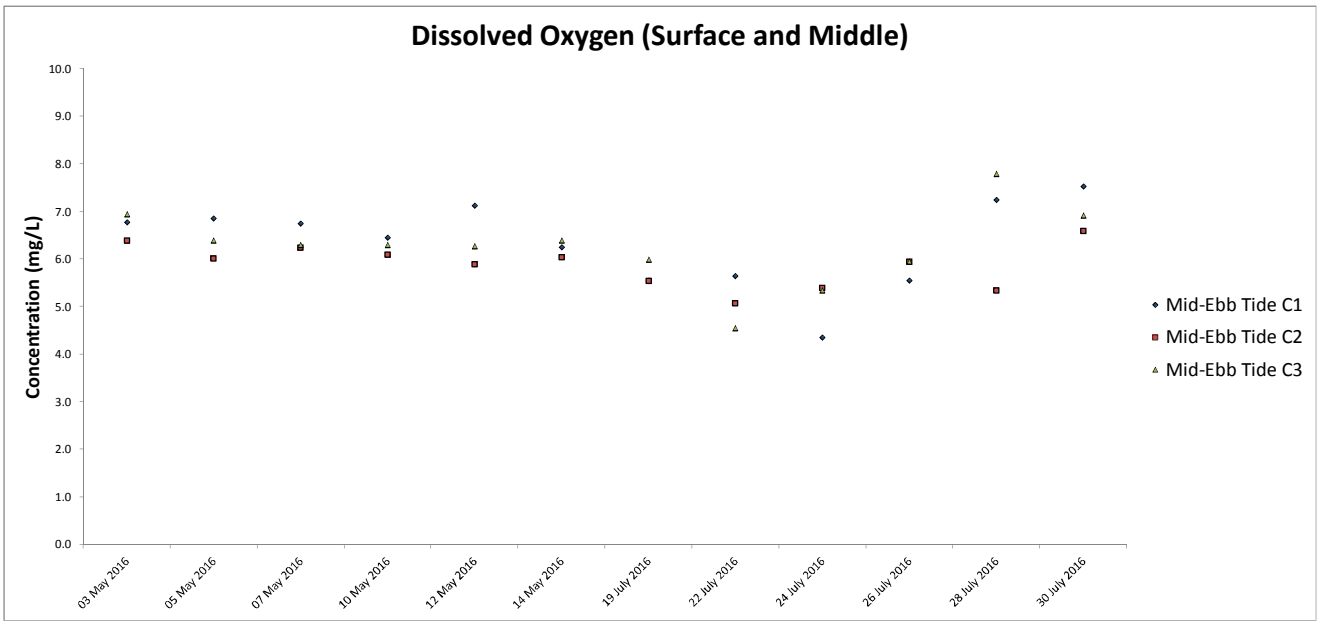
Dissolved Oxygen (Surface and Middle)
Concentration (mg/L)
10.0
9.0
8.0
7.0
6.0
5.0
4.0
3.0
2.0
1.0
0.0
03 May 2016
05 May 2016
07 May 2016
10 May 2016
12 May 2016
14 May 2016
19 July 2016
22 July 2016
24 July 2016
26 July 2016
28 July 2016
30 July 2016
Mid-Ebb Tide C1
Mid-Ebb Tide C2
Mid-Ebb Tide C3

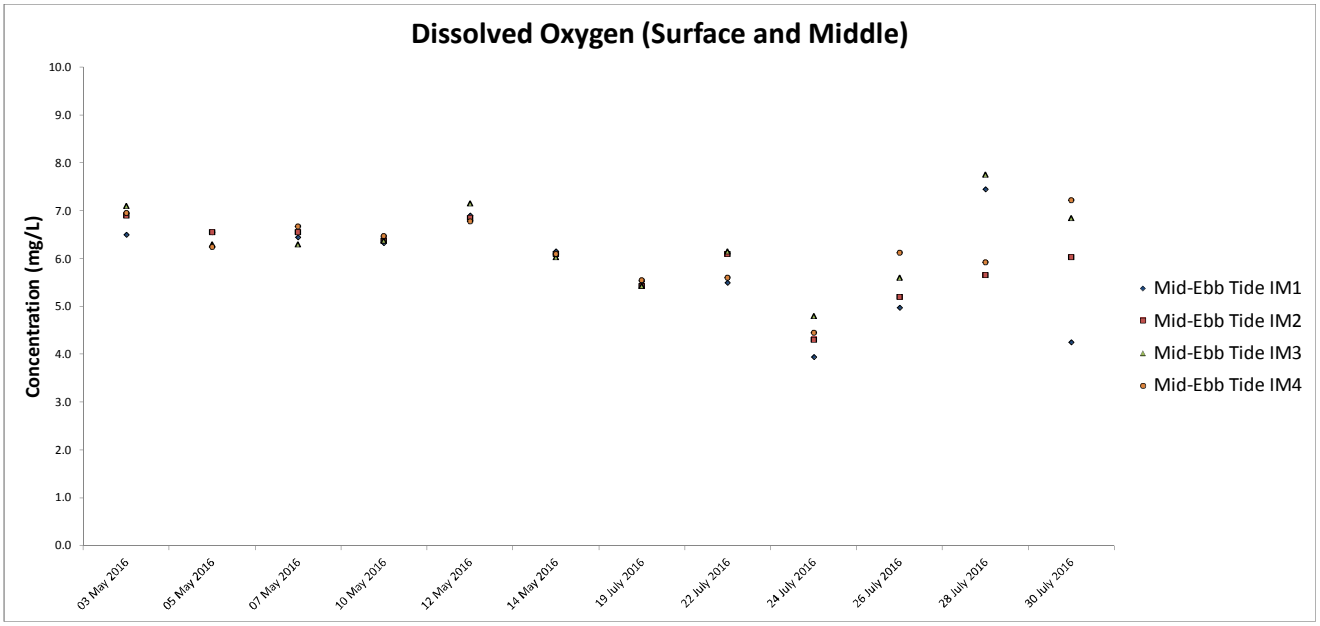
Dissolved Oxygen (Surface and Middle)
Concentration (mg/L)
10.0
9.0
8.0
7.0
6.0
5.0
4.0
3.0
2.0
1.0
0.0
03 May 2016
05 May 2016
07 May 2016
10 May 2016
12 May 2016
14 May 2016
19 July 2016
22 July 2016
24 July 2016
26 July 2016
28 July 2016
30 July 2016
Mid-Ebb Tide IM1
Mid-Ebb Tide IM2
Mid-Ebb Tide IM3
Mid-Ebb Tide IM4

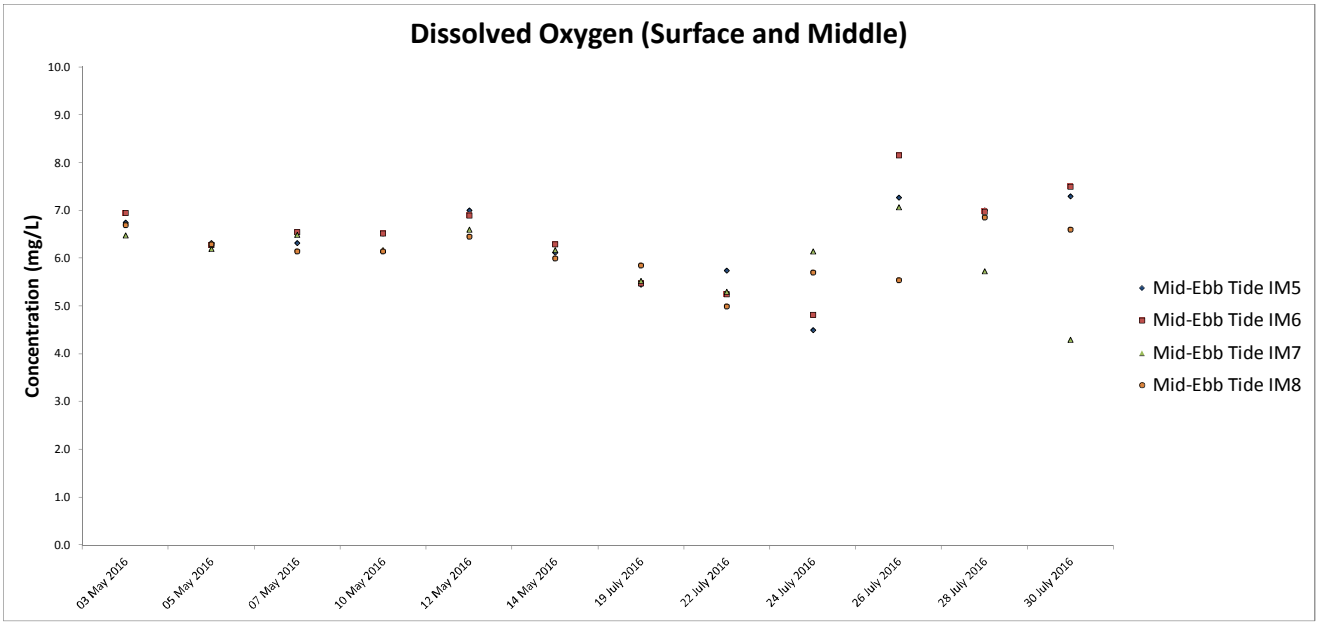
Dissolved Oxygen (Surface and Middle)
Concentration (mg/L)
10.0
9.0
8.0
7.0
6.0
5.0
4.0
3.0
2.0
1.0
0.0
03 May 2016
05 May 2016
07 May 2016
10 May 2016
12 May 2016
14 May 2016
19 July 2016
22 July 2016
24 July 2016
26 July 2016
28 July 2016
30 July 2016
Mid-Ebb Tide IM5
Mid-Ebb Tide IM6
Mid-Ebb Tide IM7
Mid-Ebb Tide IM8

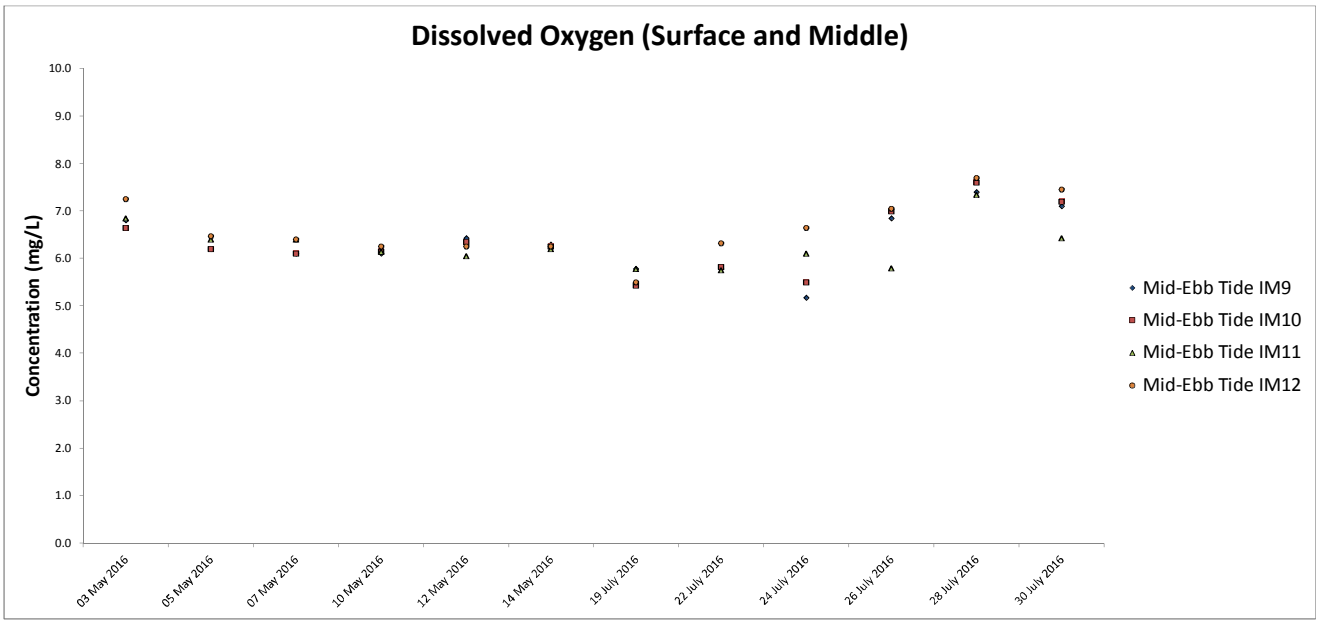
Dissolved Oxygen (Surface and Middle)
Concentration (mg/L)
10.0
9.0
8.0
7.0
6.0
5.0
4.0
3.0
2.0
1.0
0.0
03 May 2016
05 May 2016
07 May 2016
10 May 2016
12 May 2016
14 May 2016
19 July 2016
22 July 2016
24 July 2016
26 July 2016
28 July 2016
30 July 2016
Mid-Ebb Tide IM9
Mid-Ebb Tide IM10
Mid-Ebb Tide IM11
Mid-Ebb Tide IM12

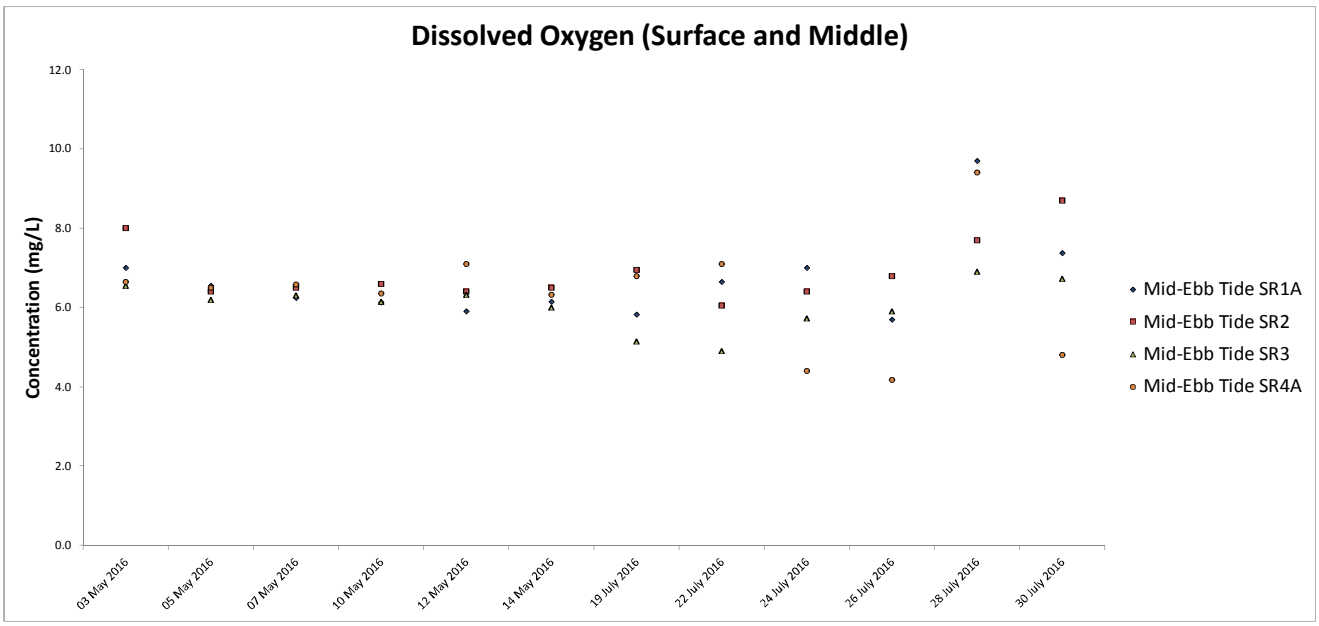
Dissolved Oxygen (Surface and Middle)
Concentration (mg/L)
12.0
10.0
8.0
6.0
4.0
2.0
0.0
03 May 2016
05 May 2016
07 May 2016
10 May 2016
12 May 2016
14 May 2016
19 July 2016
22 July 2016
24 July 2016
26 July 2016
28 July 2016
30 July 2016
Mid-Ebb Tide SR1A
Mid-Ebb Tide SR2
Mid-Ebb Tide SR3
Mid-Ebb Tide SR4A

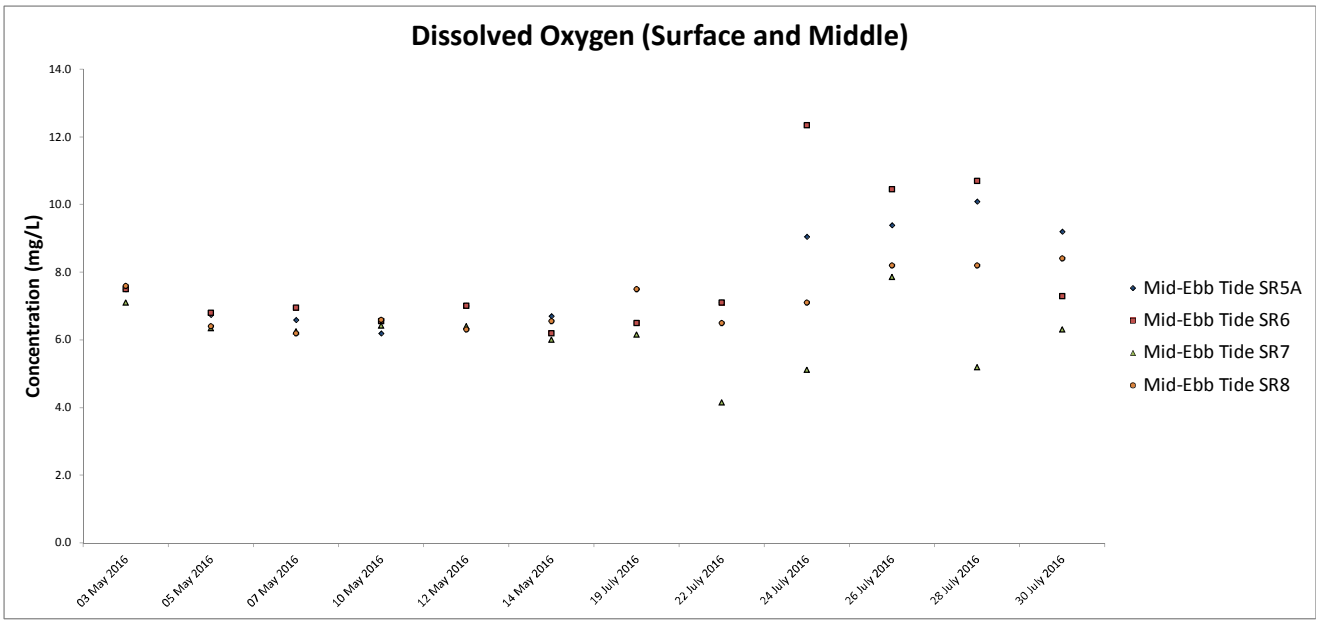
Dissolved Oxygen (Surface and Middle)
Concentration (mg/L)
14.0
12.0
10.0
8.0
6.0
4.0
2.0
0.0
03 May 2016
05 May 2016
07 May 2016
10 May 2016
12 May 2016
14 May 2016
19 July 2016
22 July 2016
24 July 2016
26 July 2016
28 July 2016
30 July 2016
Mid-Ebb Tide SR5A
Mid-Ebb Tide SR6
Mid-Ebb Tide SR7
Mid-Ebb Tide SR8

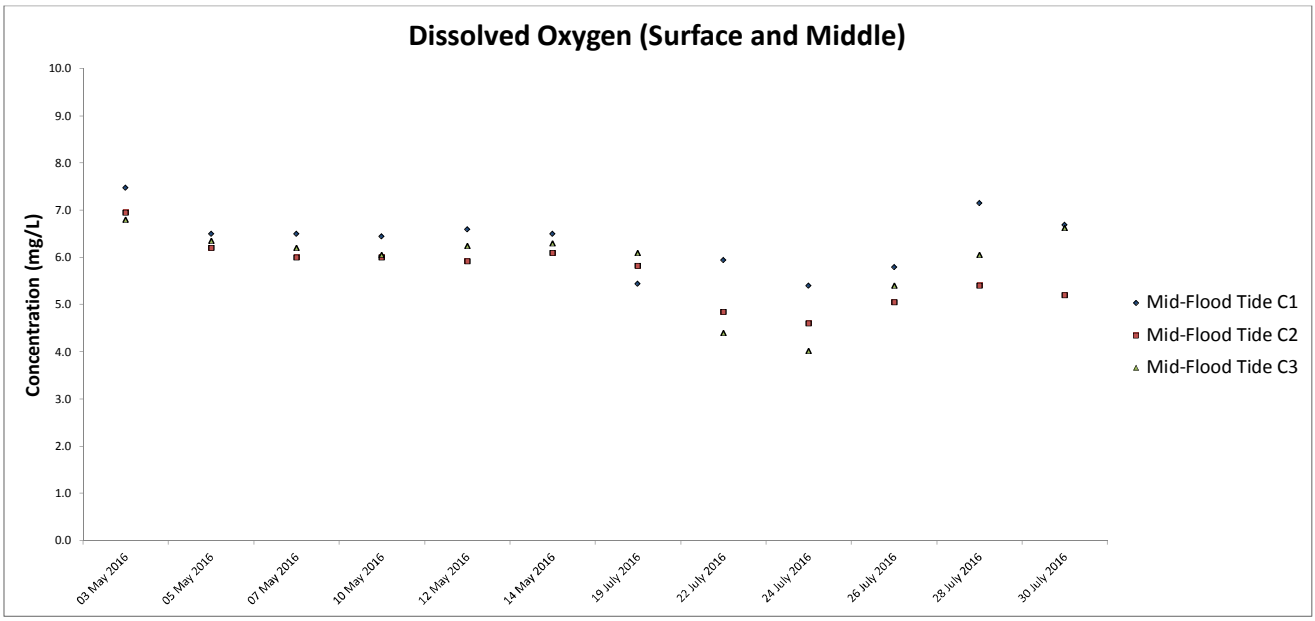
Dissolved Oxygen (Surface and Middle)
Concentration (mg/L)
10.0
9.0
8.0
7.0
6.0
5.0
4.0
3.0
2.0
1.0
0.0
03 May 2016
05 May 2016
07 May 2016
10 May 2016
12 May 2016
14 May 2016
19 July 2016
22 July 2016
24 July 2016
26 July 2016
28 July 2016
30 July 2016
Mid-Flood Tide C1
Mid-Flood Tide C2
Mid-Flood Tide C3

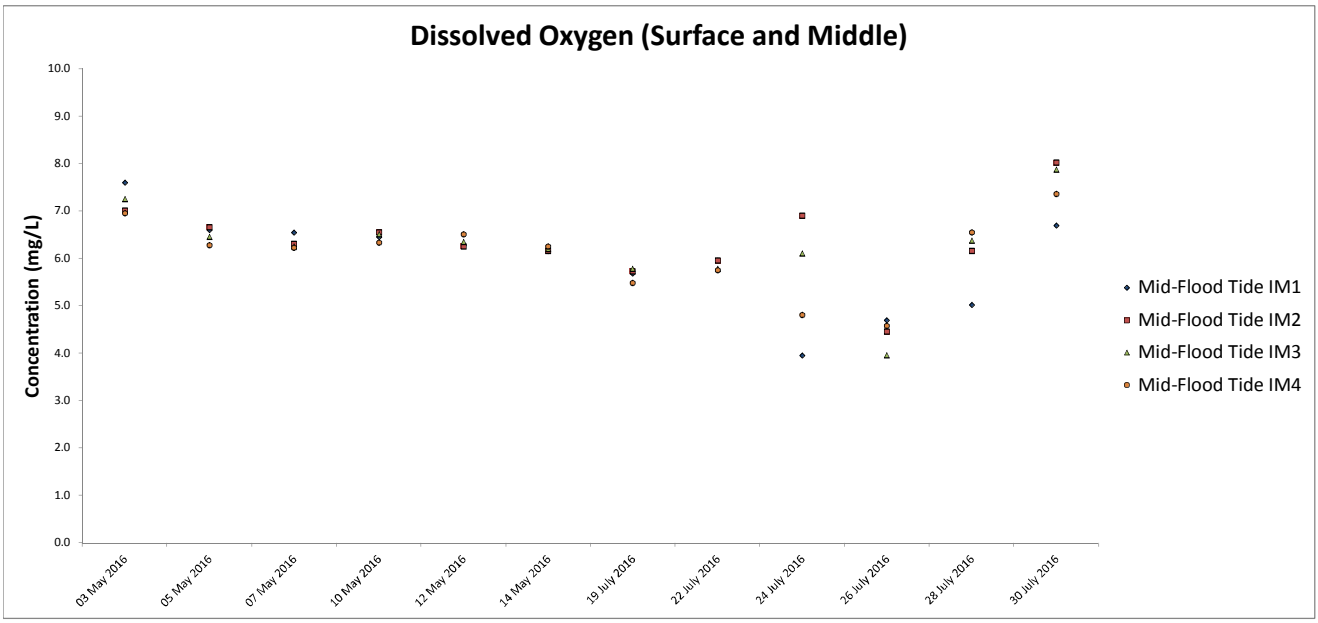
Dissolved Oxygen (Surface and Middle)
Concentration (mg/L)
10.0
9.0
8.0
7.0
6.0
5.0
4.0
3.0
2.0
1.0
0.0
03 May 2016
05 May 2016
07 May 2016
10 May 2016
12 May 2016
14 May 2016
19 July 2016
22 July 2016
24 July 2016
26 July 2016
28 July 2016
30 July 2016
Mid-Flood Tide IM1
Mid-Flood Tide IM2
Mid-Flood Tide IM3
Mid-Flood Tide IM4

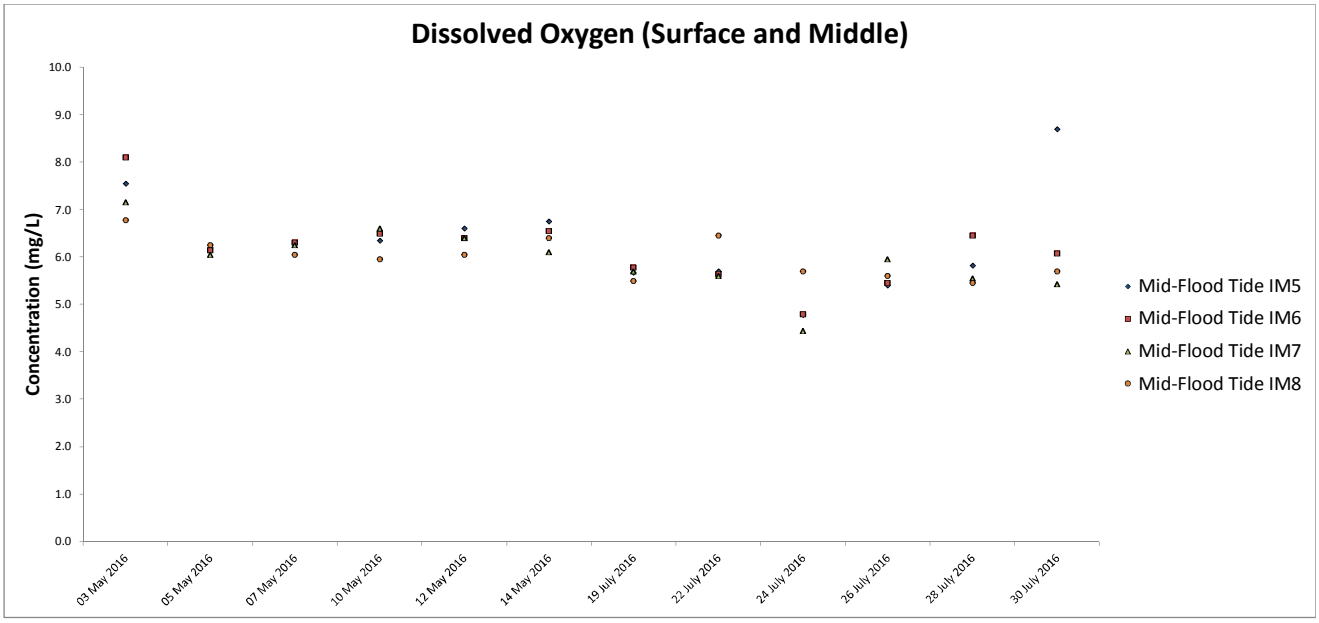
Dissolved Oxygen (Surface and Middle)
Concentration (mg/L)
10.0
9.0
8.0
7.0
6.0
5.0
4.0
3.0
2.0
1.0
0.0
03 May 2016
05 May 2016
07 May 2016
10 May 2016
12 May 2016
14 May 2016
19 July 2016
22 July 2016
24 July 2016
26 July 2016
28 July 2016
30 July 2016
Mid-Flood Tide IM5
Mid-Flood Tide IM6
Mid-Flood Tide IM7
Mid-Flood Tide IM8

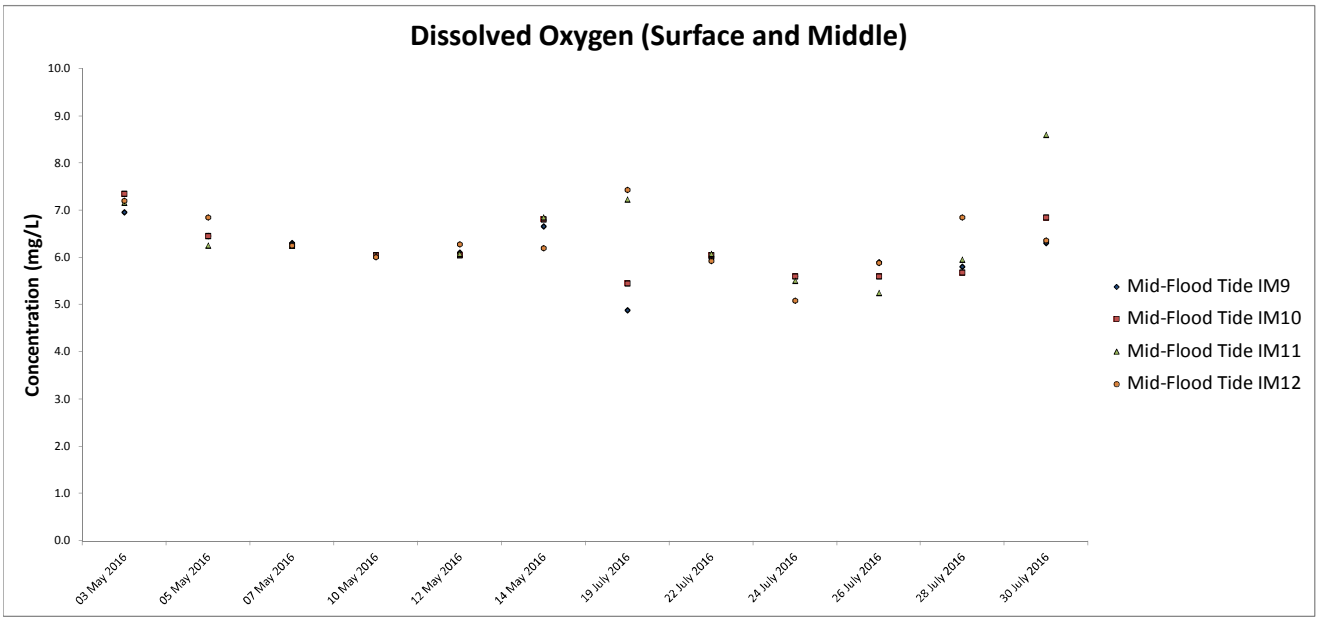
Dissolved Oxygen (Surface and Middle)
Concentration (mg/L)
10.0
9.0
8.0
7.0
6.0
5.0
4.0
3.0
2.0
1.0
0.0
03 May 2016
05 May 2016
07 May 2016
10 May 2016
12 May 2016
14 May 2016
19 July 2016
22 July 2016
24 July 2016
26 July 2016
28 July 2016
30 July 2016
Mid-Flood Tide IM9
Mid-Flood Tide IM10
Mid-Flood Tide IM11
Mid-Flood Tide IM12

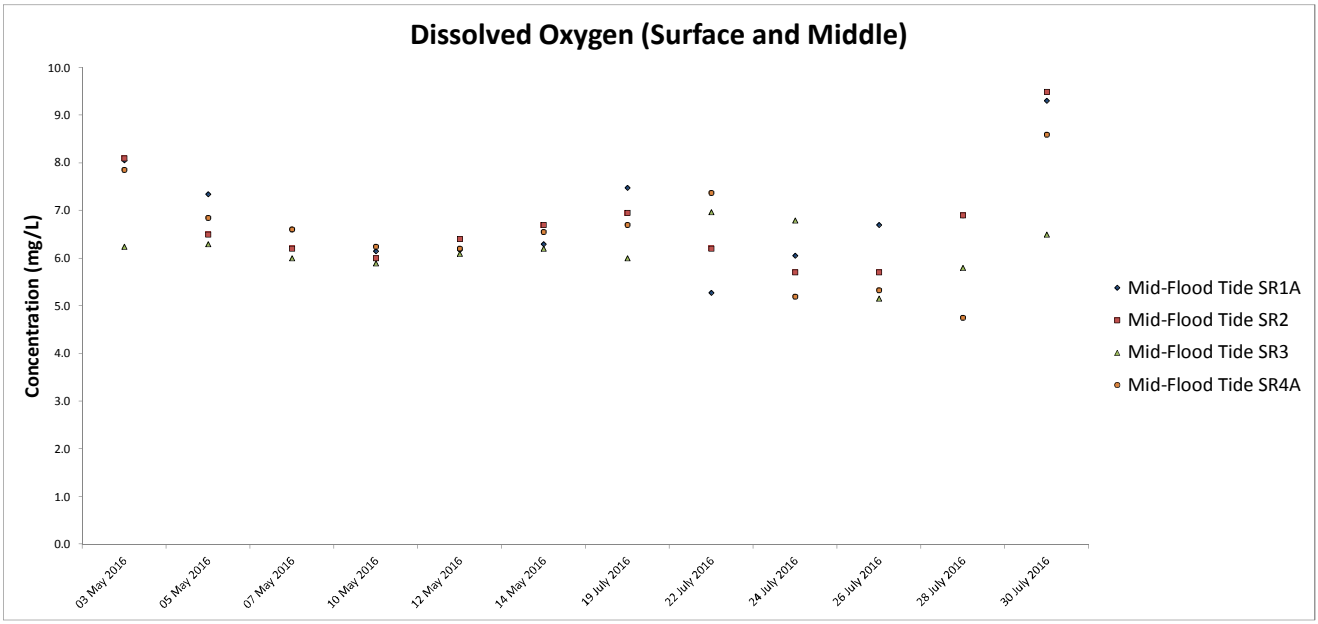
Dissolved Oxygen (Surface and Middle)
Concentration (mg/L)
10.0
9.0
8.0
7.0
6.0
5.0
4.0
3.0
2.0
1.0
0.0
03 May 2016
05 May 2016
07 May 2016
10 May 2016
12 May 2016
14 May 2016
19 July 2016
22 July 2016
24 July 2016
26 July 2016
28 July 2016
30 July 2016
Mid-Flood Tide SR1A
Mid-Flood Tide SR2
Mid-Flood Tide SR3
Mid-Flood Tide SR4A

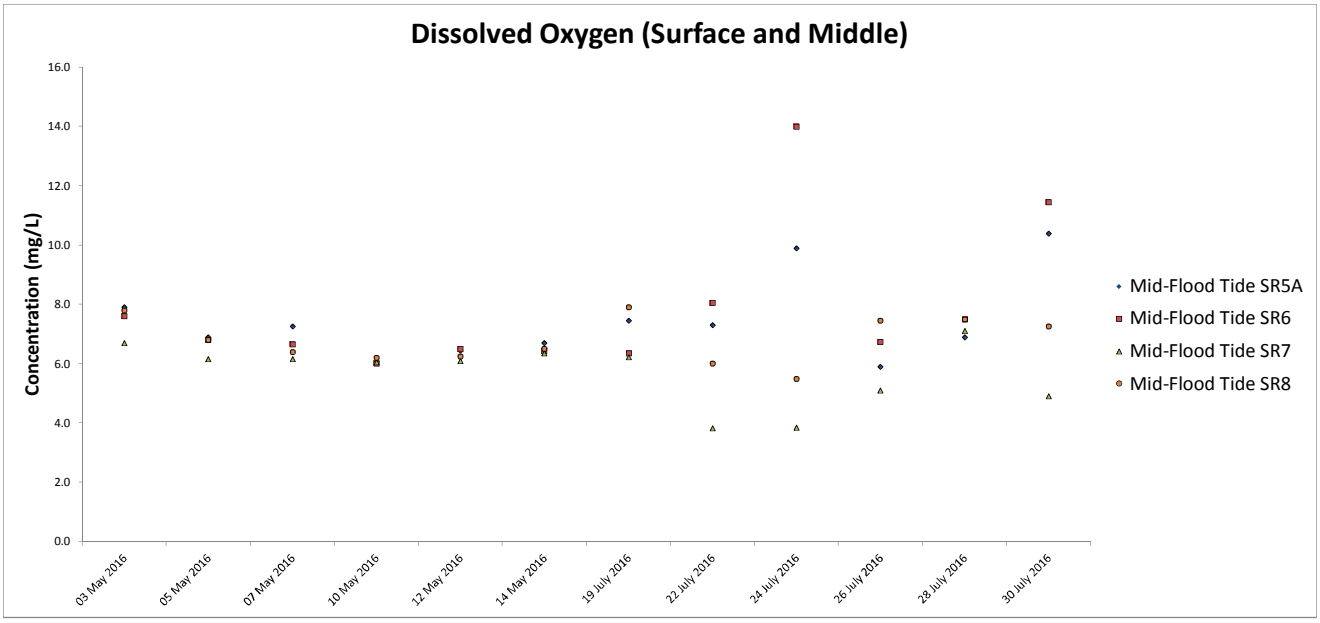
Dissolved Oxygen (Surface and Middle)
Concentration (mg/L)
16.0
14.0
12.0
10.0
8.0
6.0
4.0
2.0
0.0
03 May 2016
05 May 2016
07 May 2016
10 May 2016
12 May 2016
14 May 2016
19 July 2016
22 July 2016
24 July 2016
26 July 2016
28 July 2016
30 July 2016
Mid-Flood Tide SR5A
Mid-Flood Tide SR6
Mid-Flood Tide SR7
Mid-Flood Tide SR8

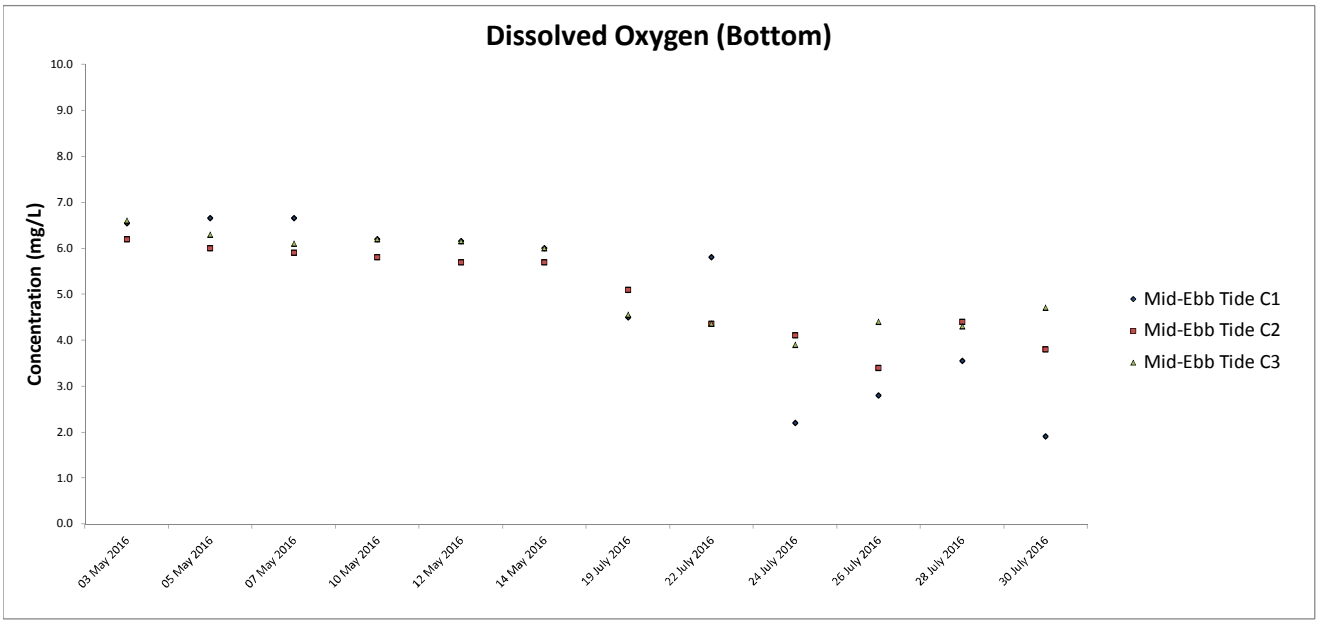
Dissolved Oxygen (Bottom)
Concentration (mg/L)
10.0
9.0
8.0
7.0
6.0
5.0
4.0
3.0
2.0
1.0
0.0
03 May 2016
05 May 2016
07 May 2016
10 May 2016
12 May 2016
14 May 2016
19 July 2016
22 July 2016
24 July 2016
26 July 2016
28 July 2016
30 July 2016
Mid-Ebb Tide C1
Mid-Ebb Tide C2
Mid-Ebb Tide C3

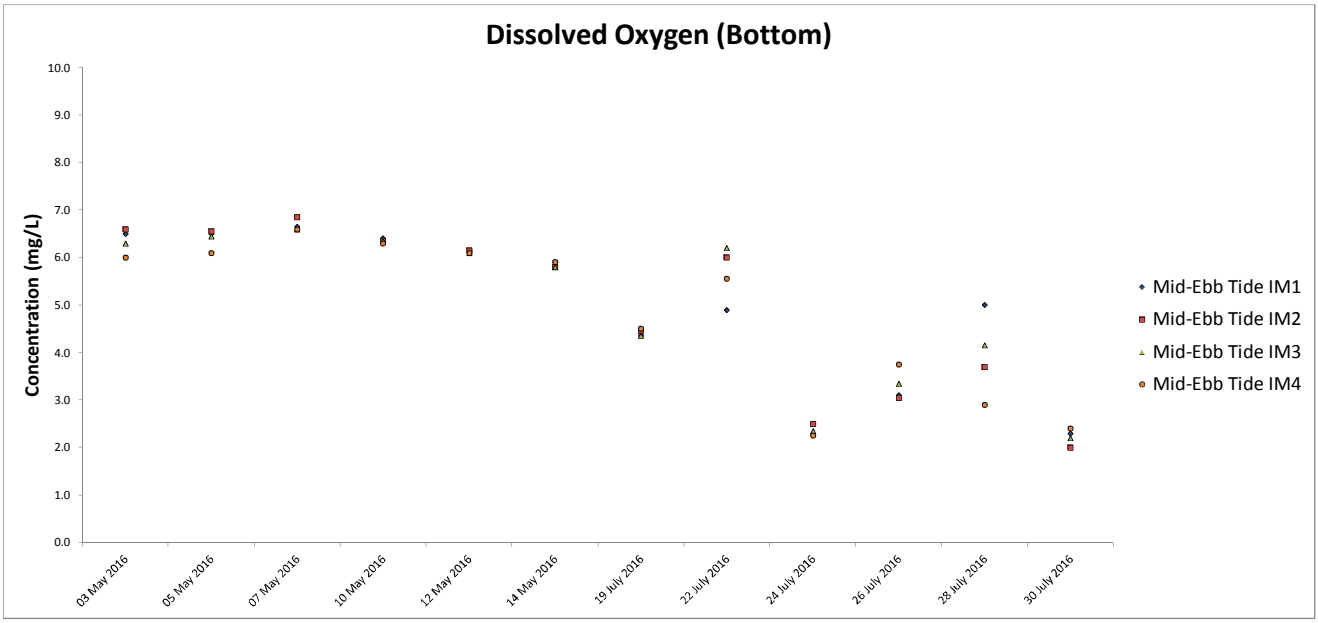
Dissolved Oxygen (Bottom)
Concentration (mg/L)
10.0
9.0
8.0
7.0
6.0
5.0
4.0
3.0
2.0
1.0
0.0
03 May 2016
05 May 2016
07 May 2016
10 May 2016
12 May 2016
14 May 2016
19 July 2016
22 July 2016
24 July 2016
26 July 2016
28 July 2016
30 July 2016
Mid-Ebb Tide IM1
Mid-Ebb Tide IM2
Mid-Ebb Tide IM3
Mid-Ebb Tide IM4

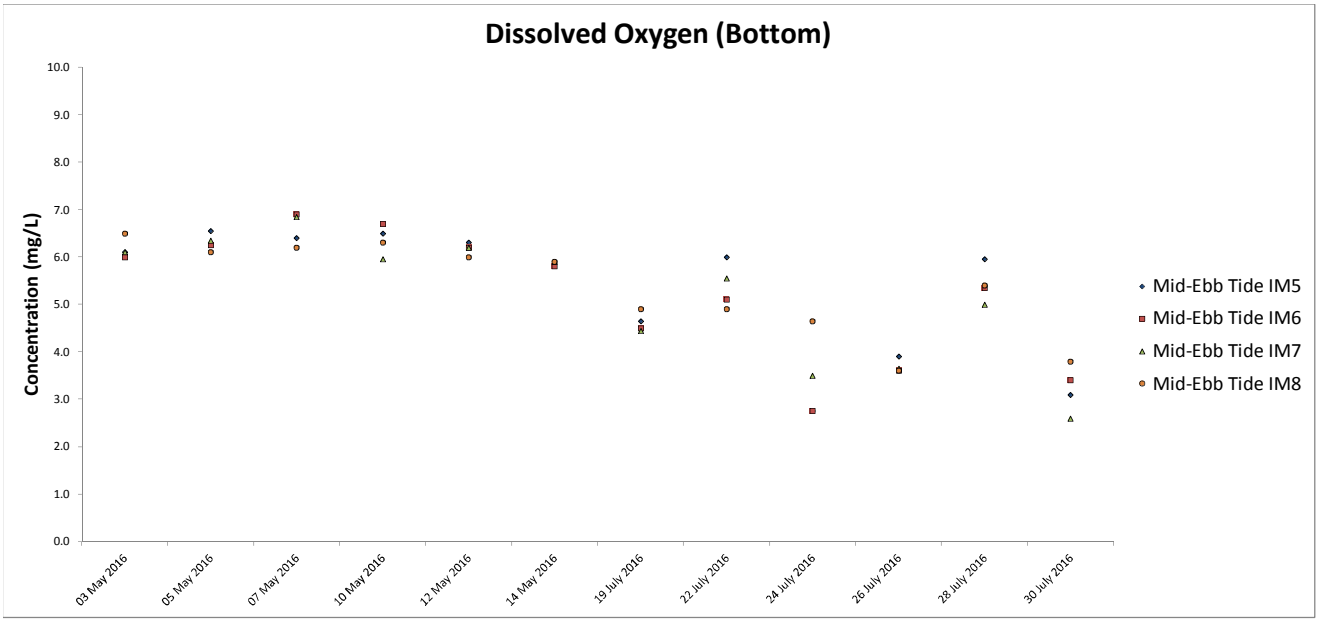
Dissolved Oxygen (Bottom)
Concentration (mg/L)
10.0
9.0
8.0
7.0
6.0
5.0
4.0
3.0
2.0
1.0
0.0
03 May 2016
05 May 2016
07 May 2016
10 May 2016
12 May 2016
14 May 2016
19 July 2016
22 July 2016
24 July 2016
26 July 2016
28 July 2016
30 July 2016
Mid-Ebb Tide IM5
Mid-Ebb Tide IM6
Mid-Ebb Tide IM7
Mid-Ebb Tide IM8

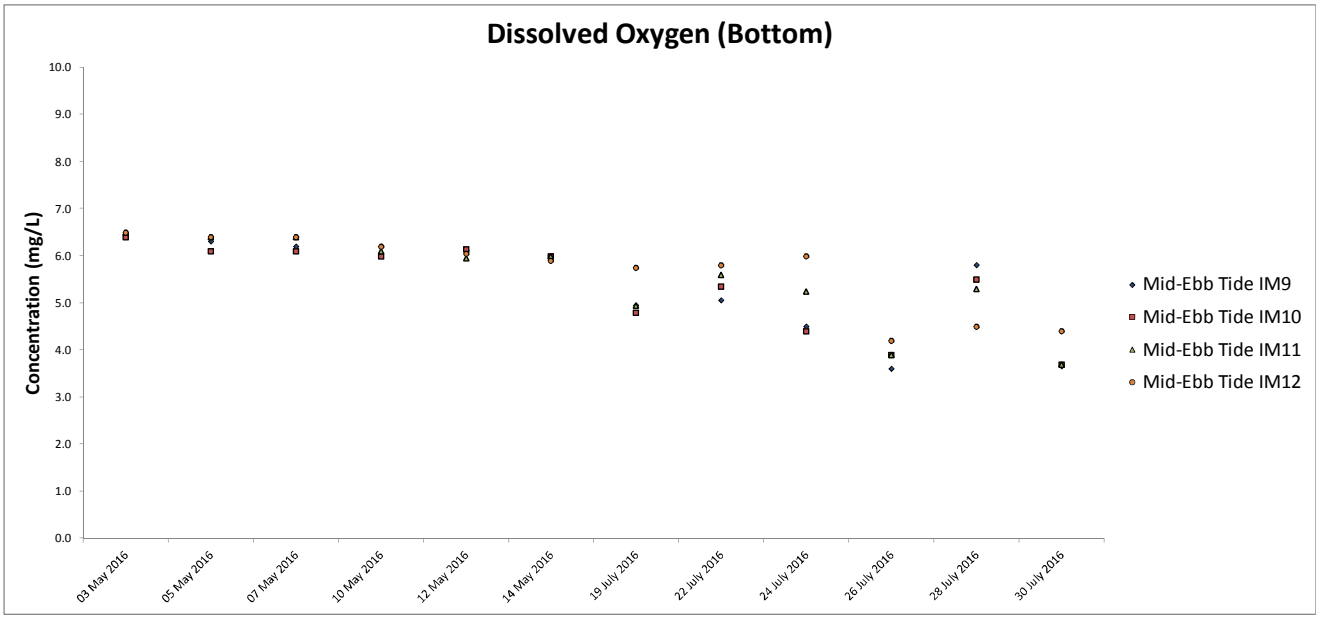
Dissolved Oxygen (Bottom)
Concentration (mg/L)
10.0
9.0
8.0
7.0
6.0
5.0
4.0
3.0
2.0
1.0
0.0
03 May 2016
05 May 2016
07 May 2016
10 May 2016
12 May 2016
14 May 2016
19 July 2016
22 July 2016
24 July 2016
26 July 2016
28 July 2016
30 July 2016
Mid-Ebb Tide IM9
Mid-Ebb Tide IM10
Mid-Ebb Tide IM11
Mid-Ebb Tide IM12

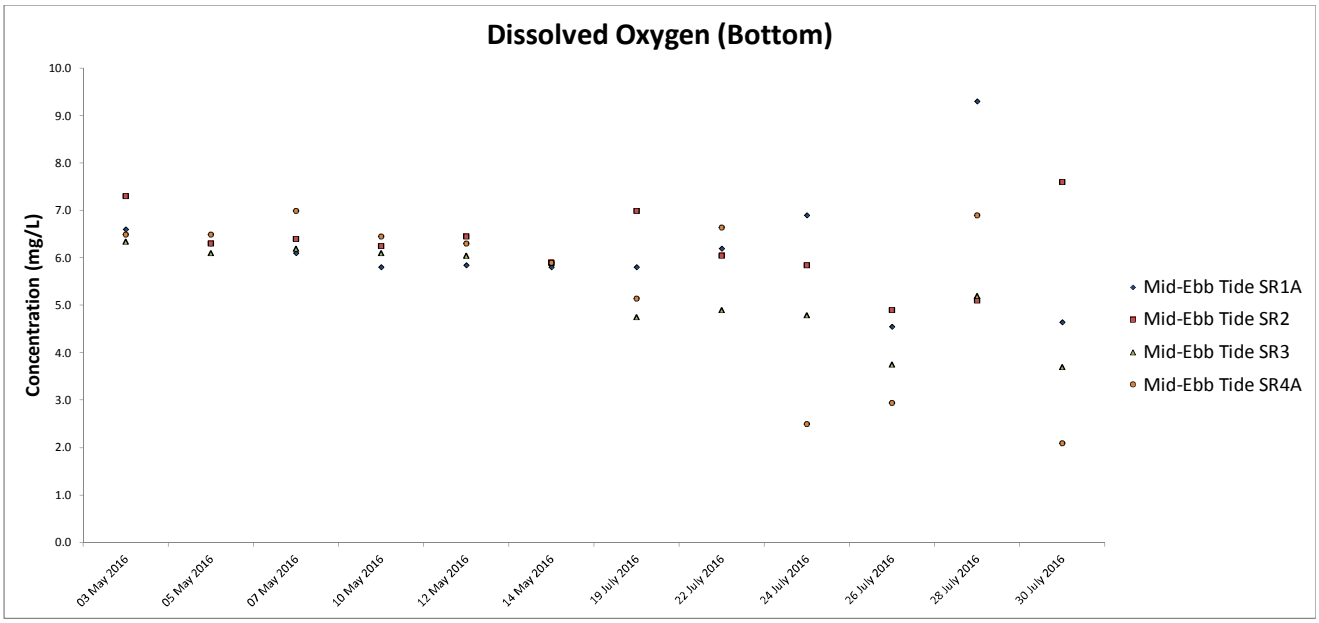
Dissolved Oxygen (Bottom)
Concentration (mg/L)
10.0
9.0
8.0
7.0
6.0
5.0
4.0
3.0
2.0
1.0
0.0
03 May 2016
05 May 2016
07 May 2016
10 May 2016
12 May 2016
14 May 2016
19 July 2016
22 July 2016
24 July 2016
26 July 2016
28 July 2016
30 July 2016
Mid-Ebb Tide SR1A
Mid-Ebb Tide SR2
Mid-Ebb Tide SR3
Mid-Ebb Tide SR4A

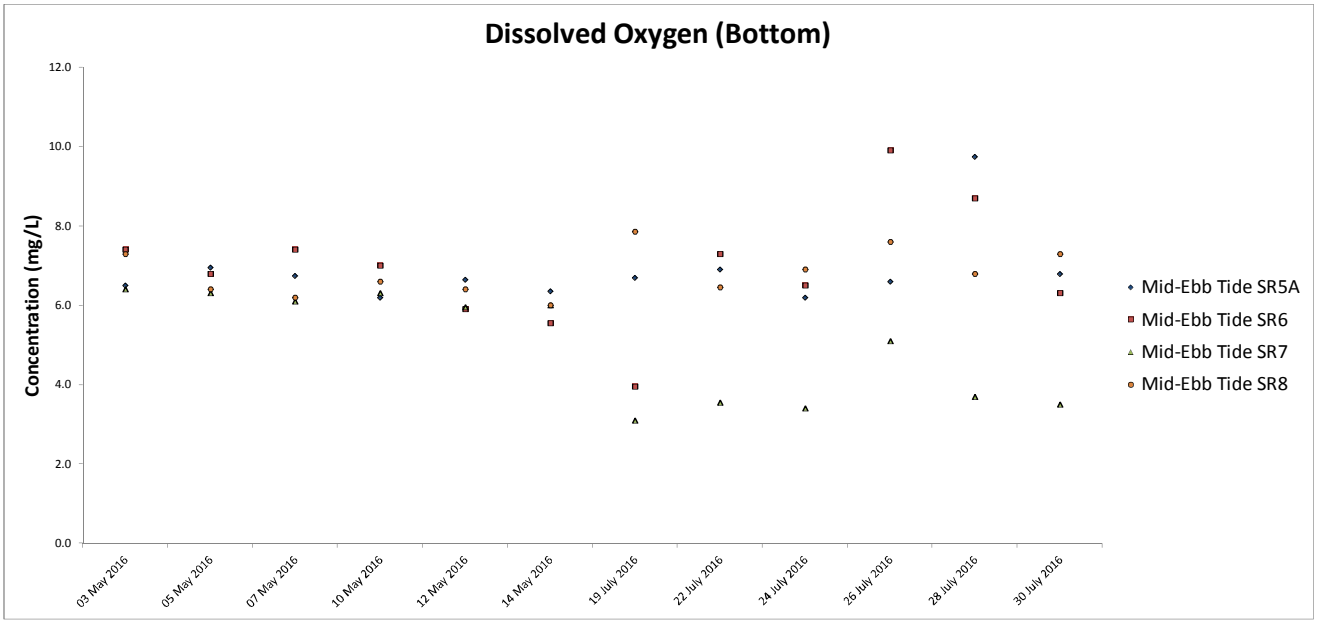
Dissolved Oxygen (Bottom)
Concentration (mg/L)
12.0
10.0
8.0
6.0
4.0
2.0
0.0
03 May 2016
05 May 2016
07 May 2016
10 May 2016
12 May 2016
14 May 2016
19 July 2016
22 July 2016
24 July 2016
26 July 2016
28 July 2016
30 July 2016
Mid-Ebb Tide SR5A
Mid-Ebb Tide SR6
Mid-Ebb Tide SR7
Mid-Ebb Tide SR8

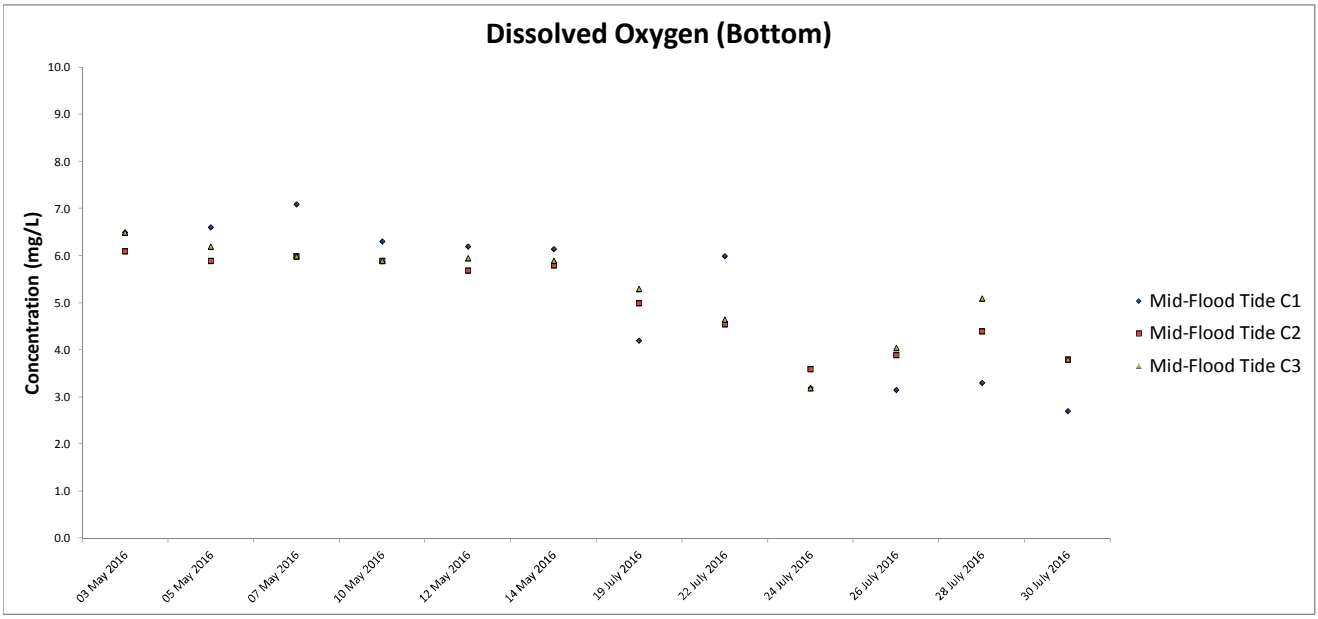
Dissolved Oxygen (Bottom)
Concentration (mg/L)
10.0
9.0
8.0
7.0
6.0
5.0
4.0
3.0
2.0
1.0
0.0
03 May 2016
05 May 2016
07 May 2016
10 May 2016
12 May 2016
14 May 2016
19 July 2016
22 July 2016
24 July 2016
26 July 2016
28 July 2016
30 July 2016
Mid-Flood Tide C1
Mid-Flood Tide C2
Mid-Flood Tide C3

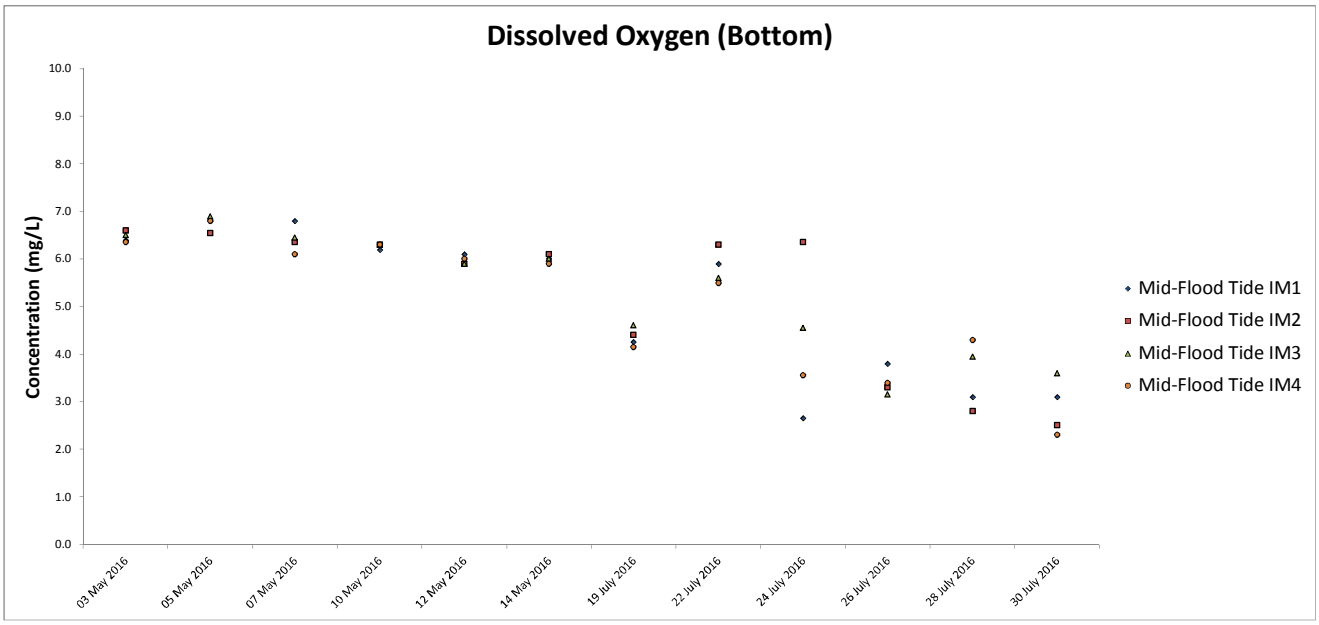
Dissolved Oxygen (Bottom)
Concentration (mg/L)
10.0
9.0
8.0
7.0
6.0
5.0
4.0
3.0
2.0
1.0
0.0
03 May 2016
05 May 2016
07 May 2016
10 May 2016
12 May 2016
14 May 2016
19 July 2016
22 July 2016
24 July 2016
26 July 2016
28 July 2016
30 July 2016
Mid-Flood Tide IM1
Mid-Flood Tide IM2
Mid-Flood Tide IM3
Mid-Flood Tide IM4

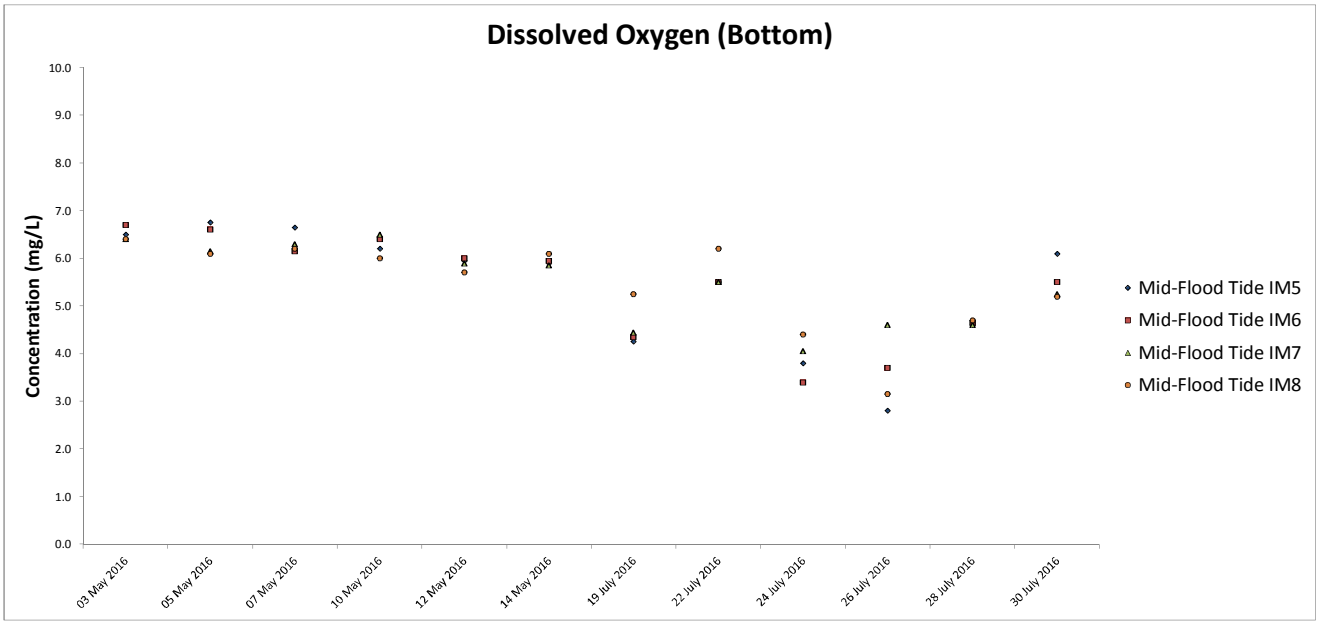
Dissolved Oxygen (Bottom)
Concentration (mg/L)
10.0
9.0
8.0
7.0
6.0
5.0
4.0
3.0
2.0
1.0
0.0
03 May 2016
05 May 2016
07 May 2016
10 May 2016
12 May 2016
14 May 2016
19 July 2016
22 July 2016
24 July 2016
26 July 2016
28 July 2016
30 July 2016
Mid-Flood Tide IM5
Mid-Flood Tide IM6
Mid-Flood Tide IM7
Mid-Flood Tide IM8

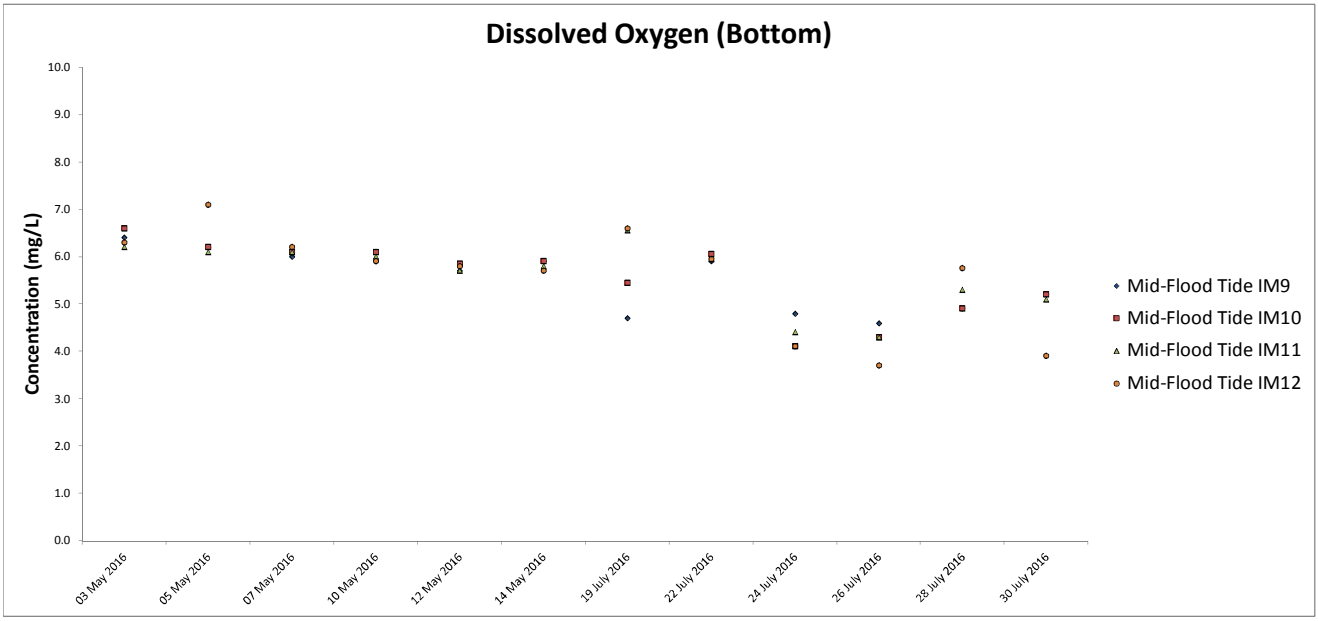
Dissolved Oxygen (Bottom)
Concentration (mg/L)
10.0
9.0
8.0
7.0
6.0
5.0
4.0
3.0
2.0
1.0
0.0
03 May 2016
05 May 2016
07 May 2016
10 May 2016
12 May 2016
14 May 2016
19 July 2016
22 July 2016
24 July 2016
26 July 2016
28 July 2016
30 July 2016
Mid-Flood Tide IM9
Mid-Flood Tide IM10
Mid-Flood Tide IM11
Mid-Flood Tide IM12

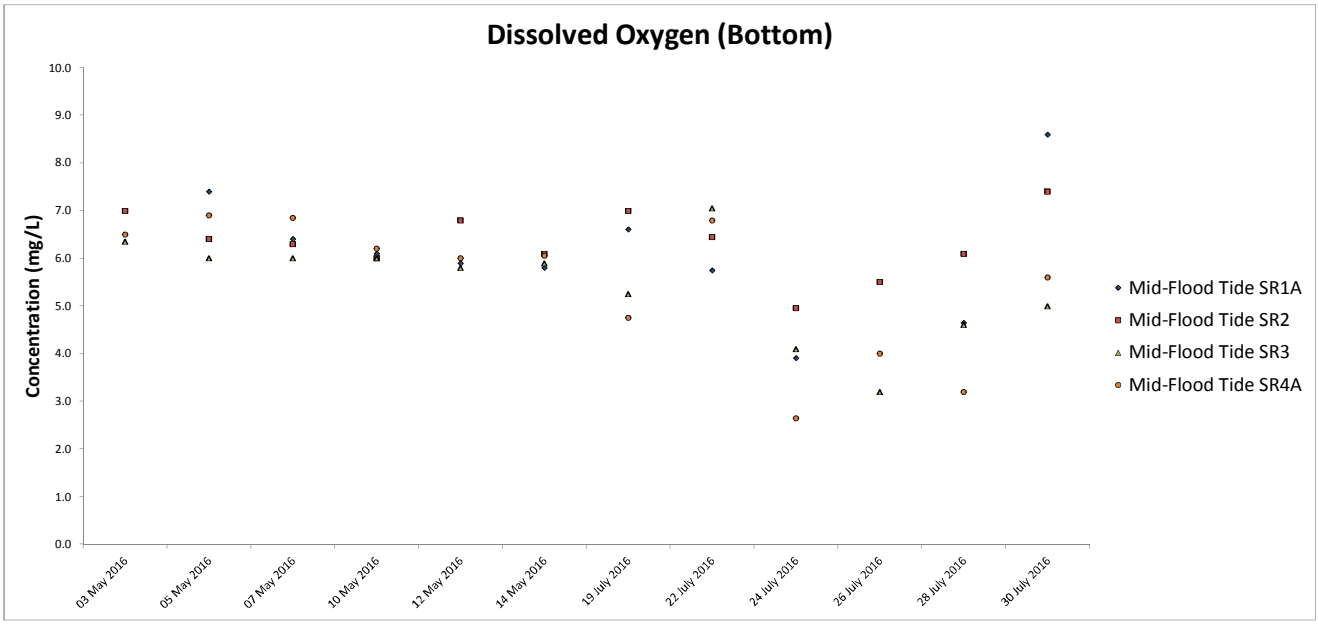
Dissolved Oxygen (Bottom)
Concentration (mg/L)
10.0
9.0
8.0
7.0
6.0
5.0
4.0
3.0
2.0
1.0
0.0
03 May 2016
05 May 2016
07 May 2016
10 May 2016
12 May 2016
14 May 2016
19 July 2016
22 July 2016
24 July 2016
26 July 2016
28 July 2016
30 July 2016
Mid-Flood Tide SR1A
Mid-Flood Tide SR2
Mid-Flood Tide SR3
Mid-Flood Tide SR4A

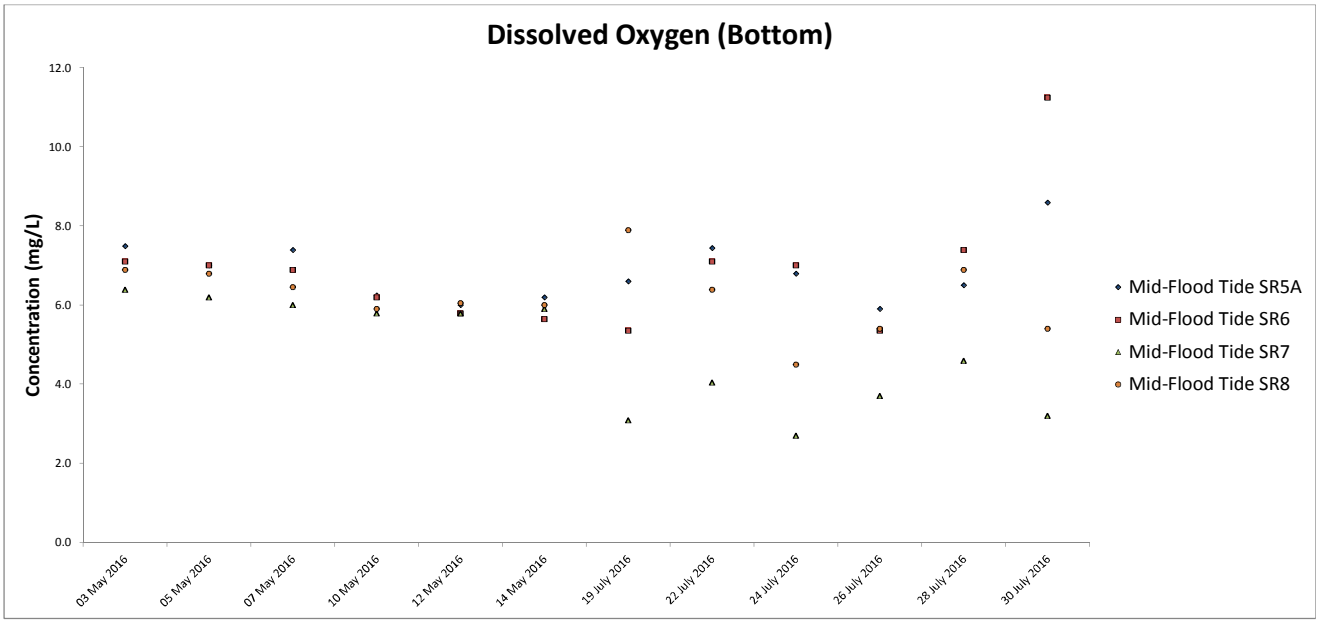
Dissolved Oxygen (Bottom)
Concentration (mg/L)
12.0
10.0
8.0
6.0
4.0
2.0
0.0
03 May 2016
05 May 2016
07 May 2016
10 May 2016
12 May 2016
14 May 2016
19 July 2016
22 July 2016
24 July 2016
26 July 2016
28 July 2016
30 July 2016
Mid-Flood Tide SR5A
Mid-Flood Tide SR6
Mid-Flood Tide SR7
Mid-Flood Tide SR8

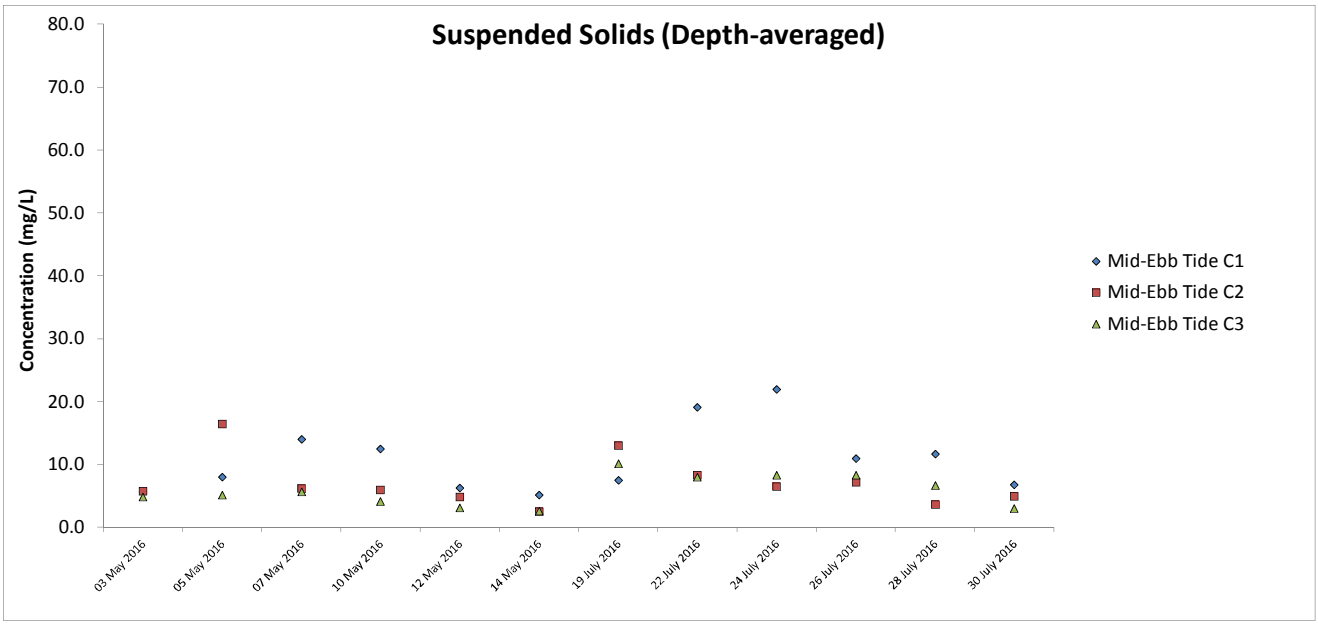

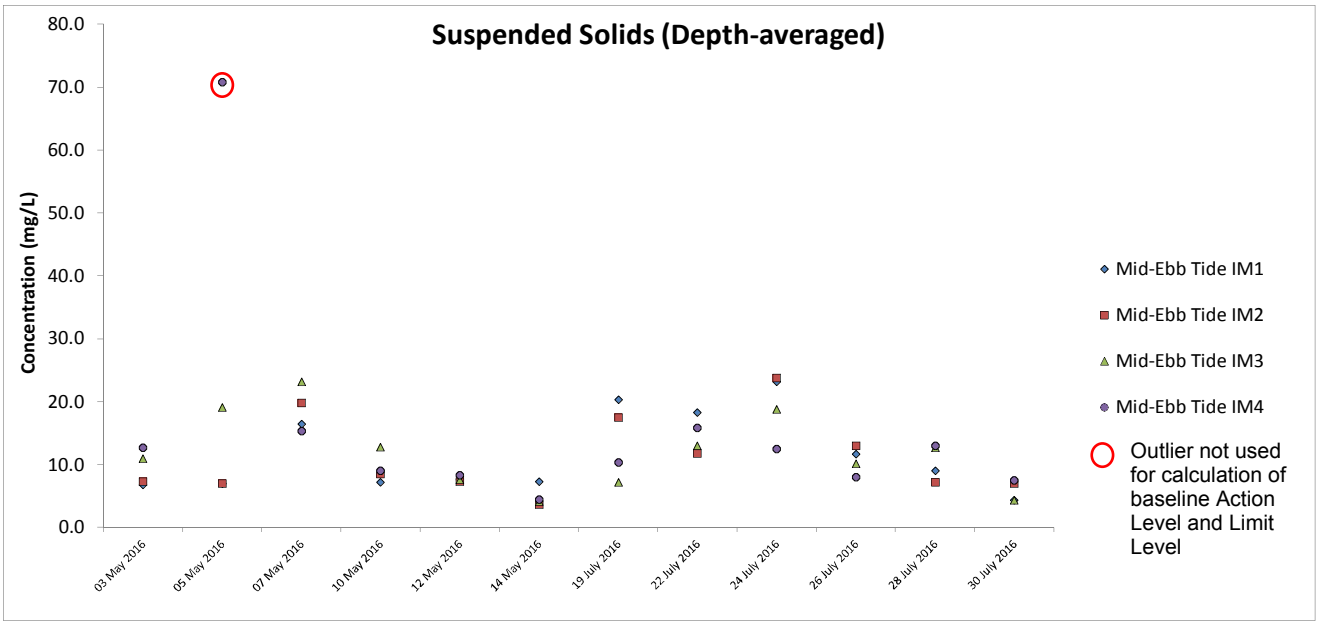

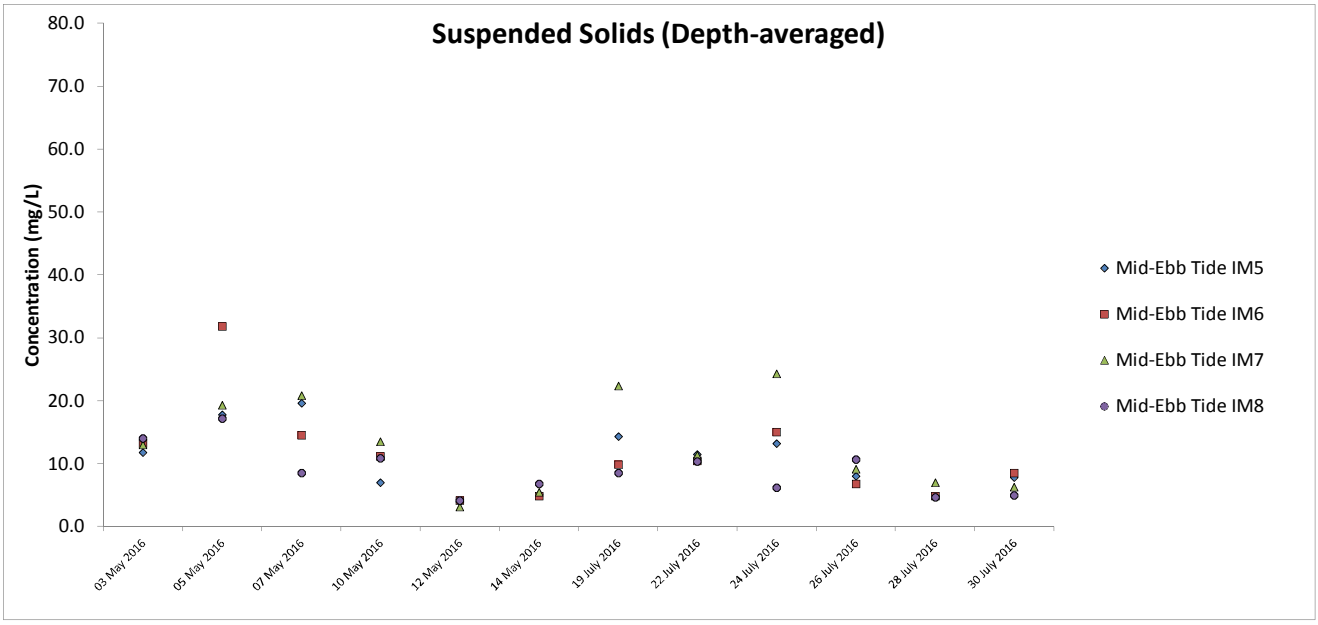

Note: The monitoring results of Suspended Solids lower than the laboratory detection limit <2 mg/L were plotted as 2 mg/L

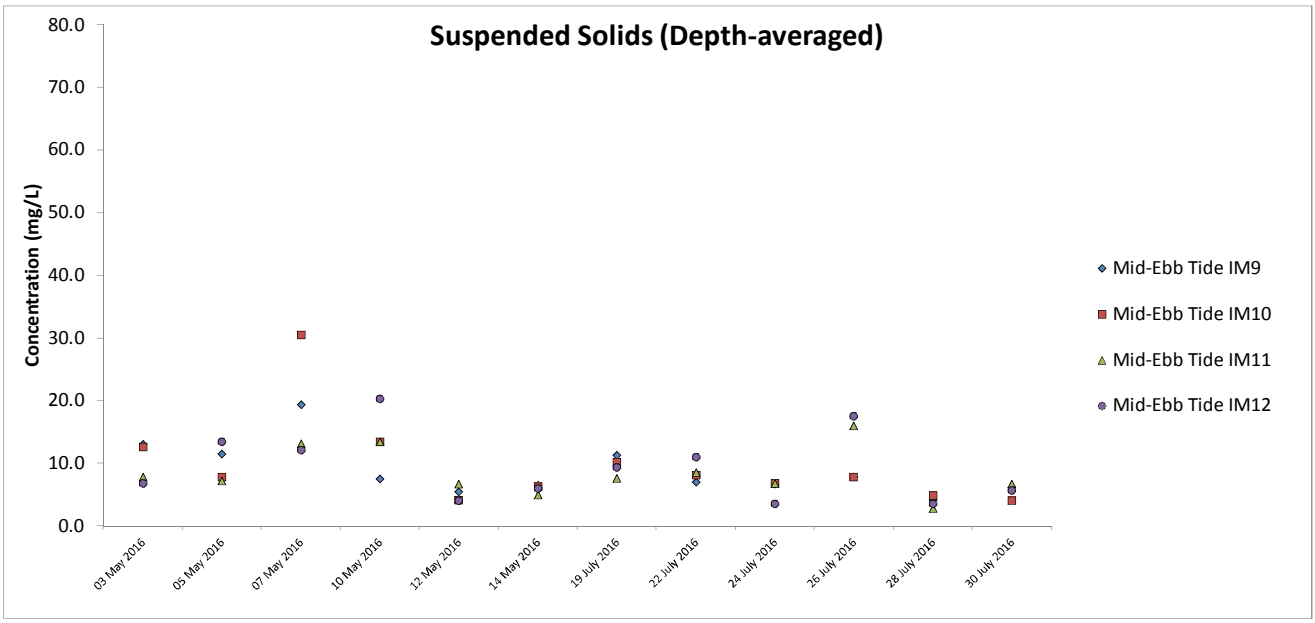

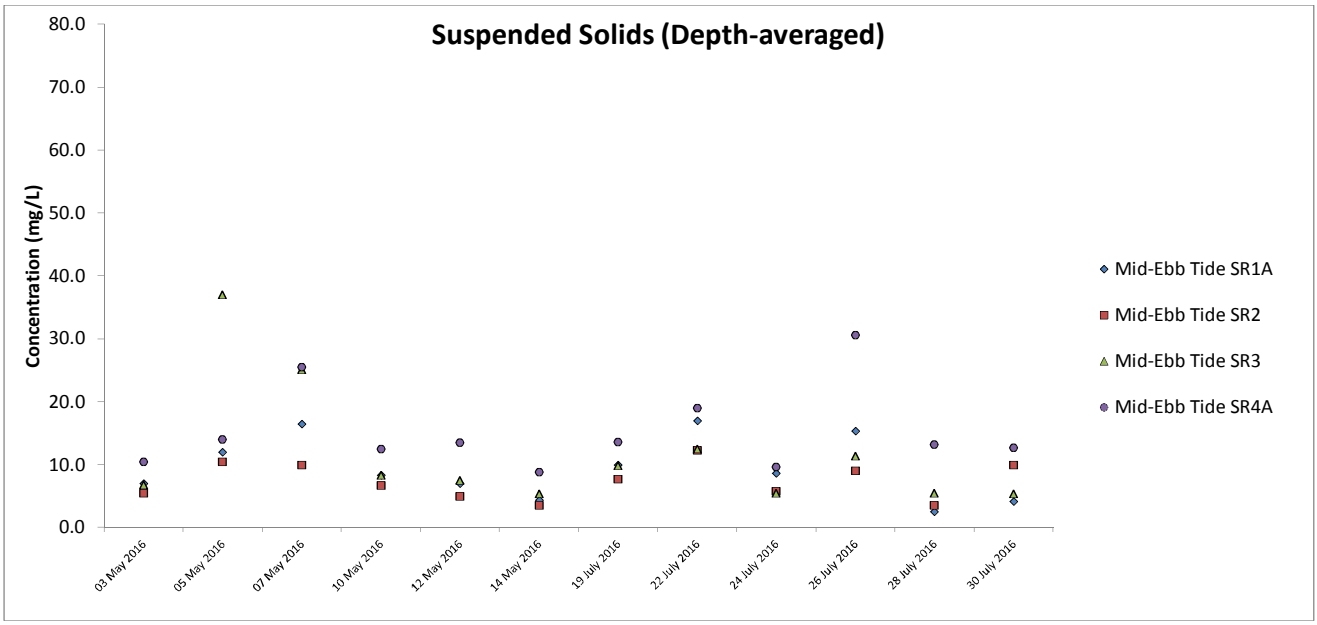

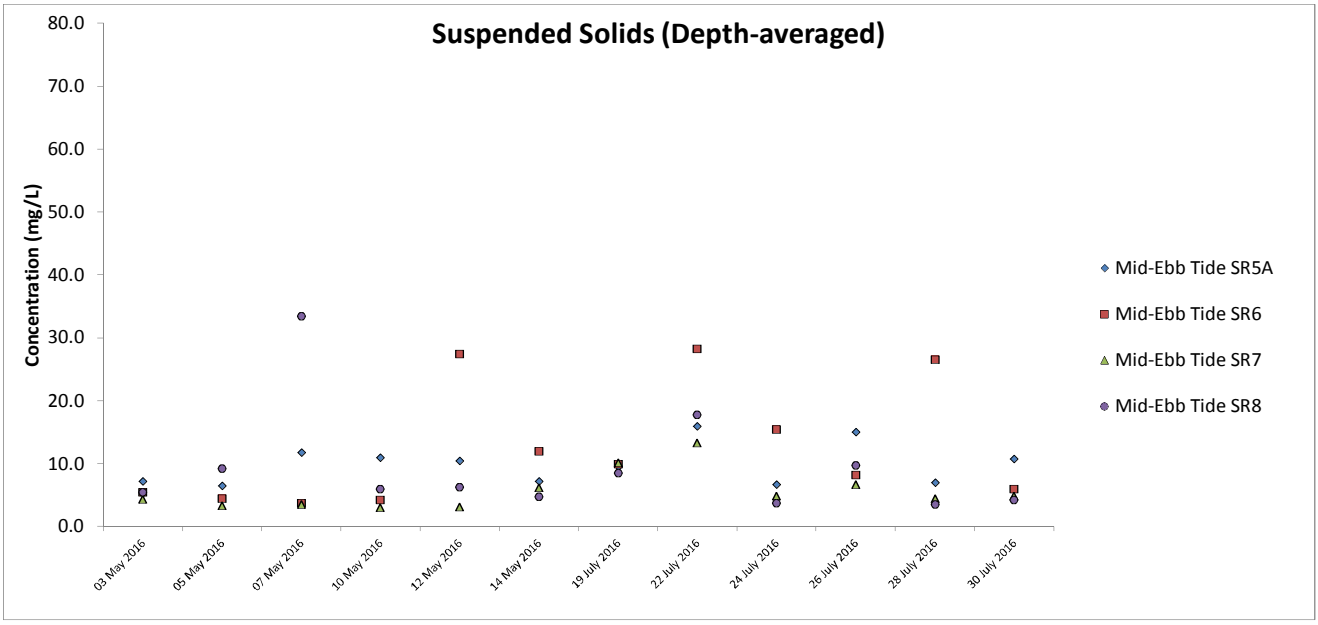

Note: The monitoring results of Suspended Solids lower than the laboratory detection limit <2 mg/L were plotted as 2 mg/L

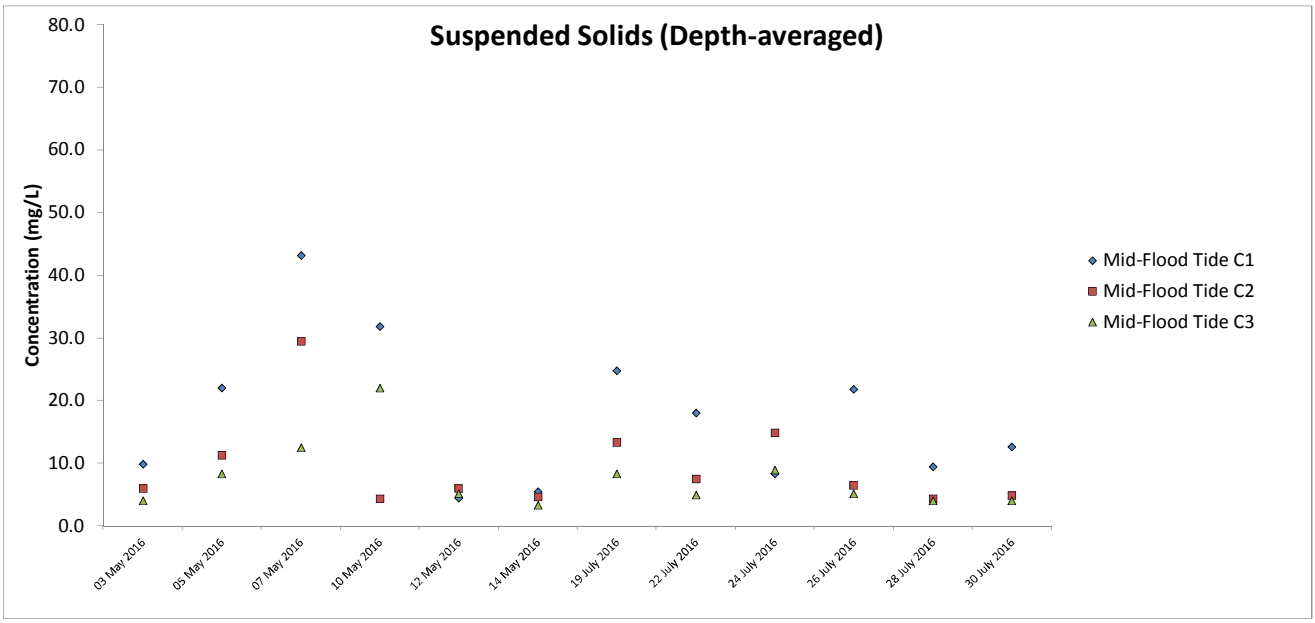

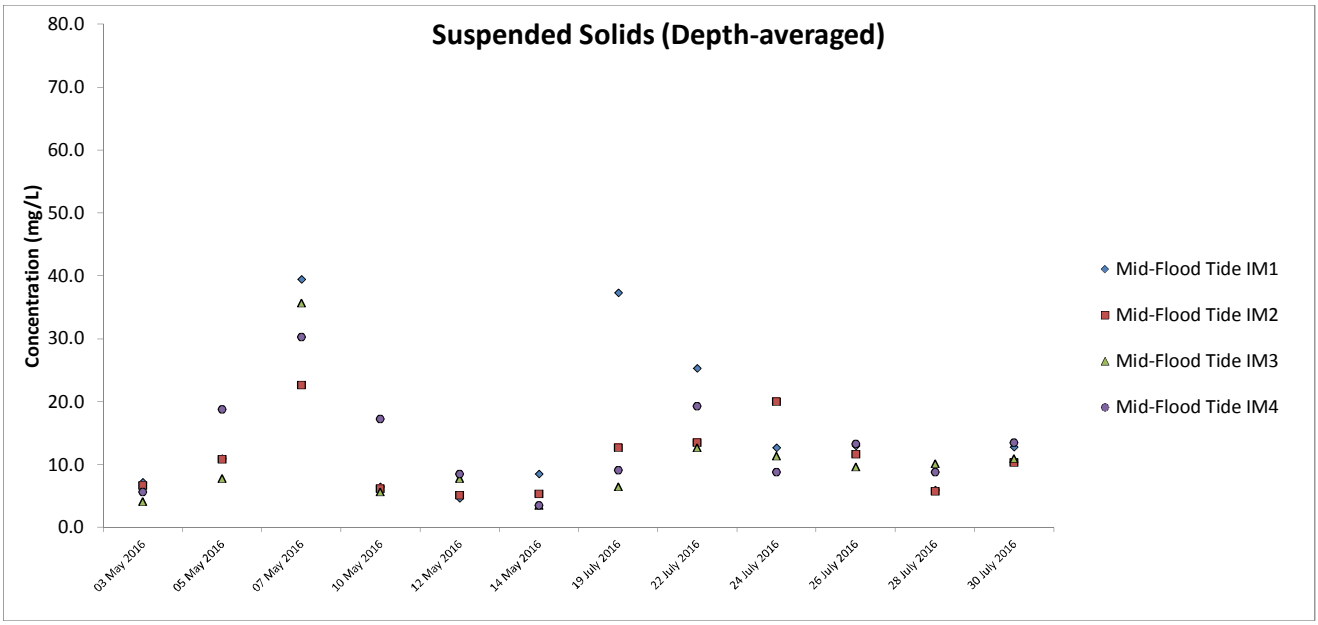

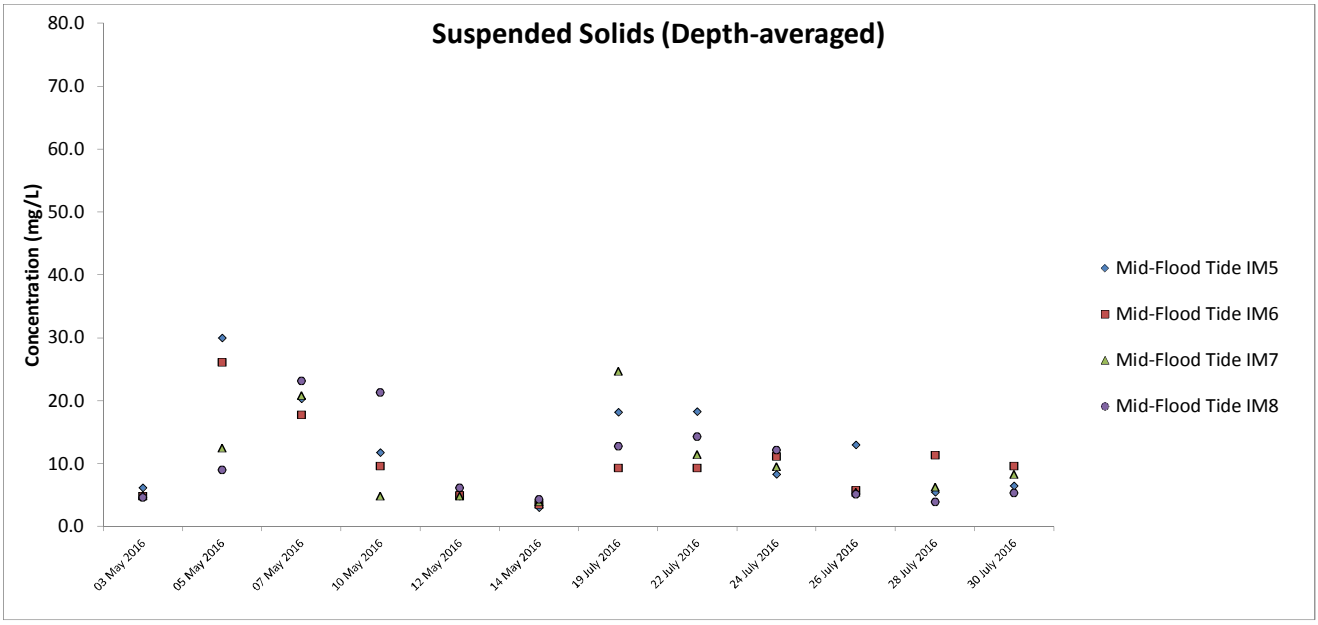

Note: The monitoring results of Suspended Solids lower than the laboratory detection limit <2 mg/L were plotted as 2 mg/L

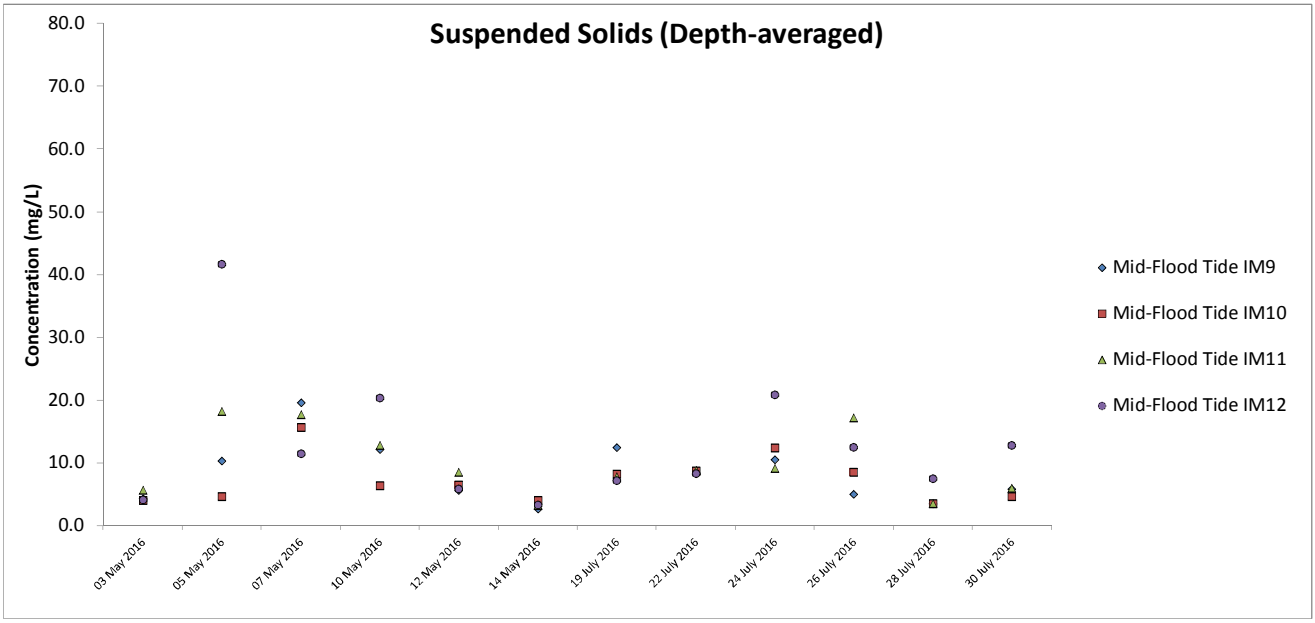

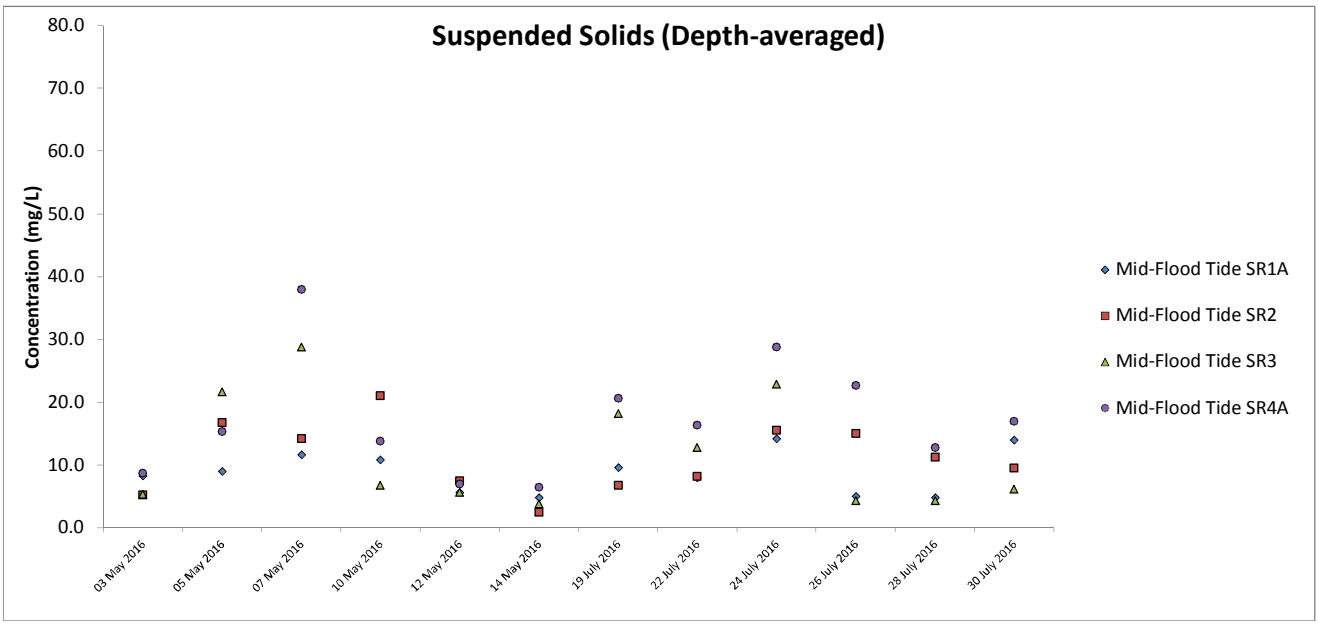

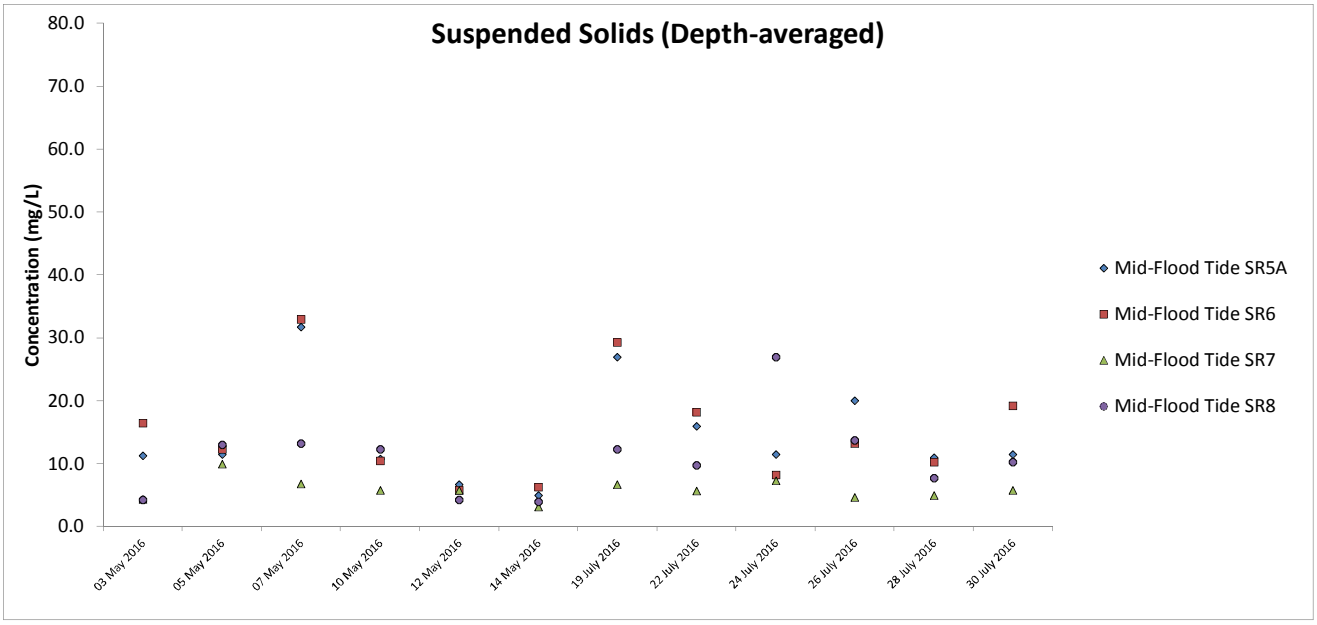

Note: The monitoring results of Suspended Solids lower than the laboratory detection limit <2 mg/L were plotted as 2 mg/L

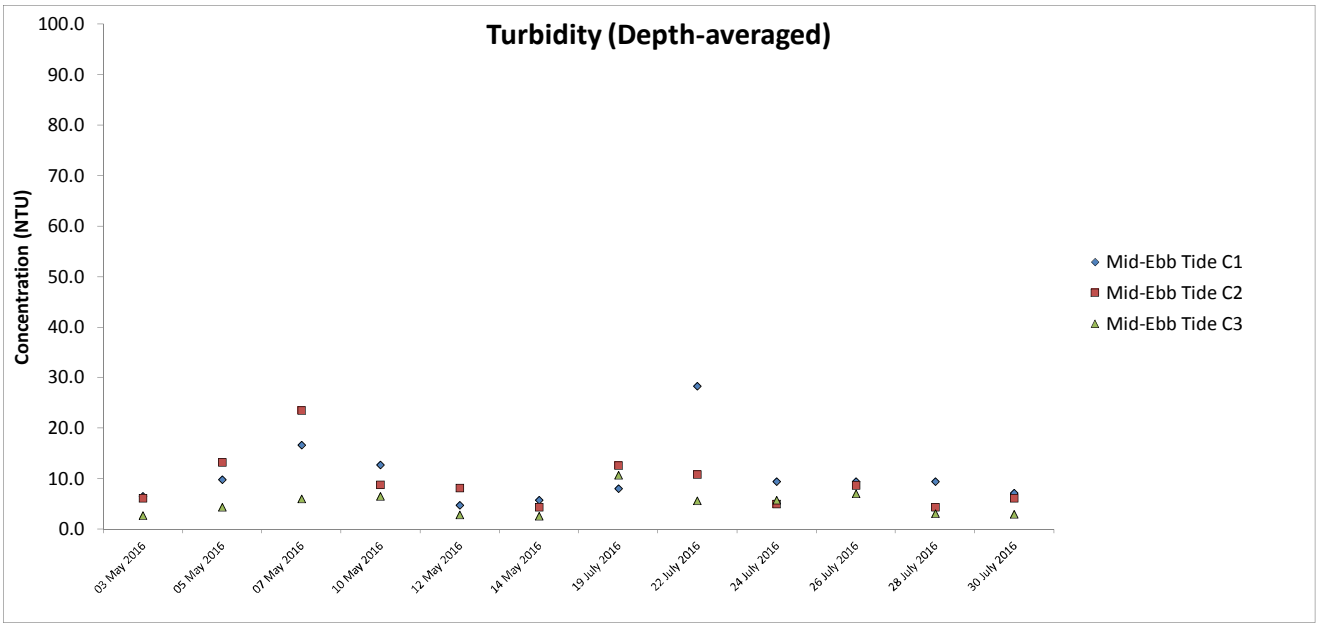
Turbidity (Depth-averaged)
Concentration (NTU)
100.0
90.0
80.0
70.0
60.0
50.0
40.0
30.0
20.0
10.0
0.0
03 May 2016
05 May 2016
07 May 2016
10 May 2016
12 May 2016
14 May 2016
19 July 2016
22 July 2016
24 July 2016
26 July 2016
28 July 2016
30 July 2016
Mid-Ebb Tide C1
Mid-Ebb Tide C2
Mid-Ebb Tide C3

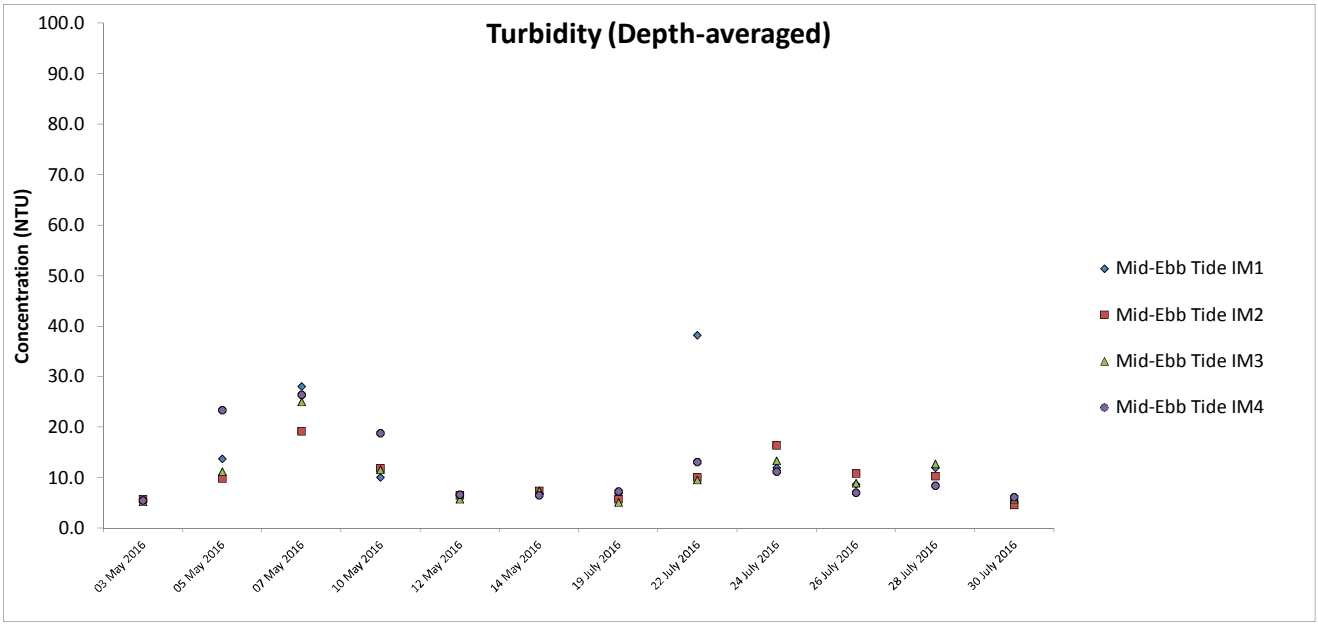
Turbidity (Depth-averaged)
Concentration (NTU)
100.0
90.0
80.0
70.0
60.0
50.0
40.0
30.0
20.0
10.0
0.0
03 May 2016
05 May 2016
07 May 2016
10 May 2016
12 May 2016
14 May 2016
19 July 2016
22 July 2016
24 July 2016
26 July 2016
28 July 2016
30 July 2016
Mid-Ebb Tide IM1
Mid-Ebb Tide IM2
Mid-Ebb Tide IM3
Mid-Ebb Tide IM4

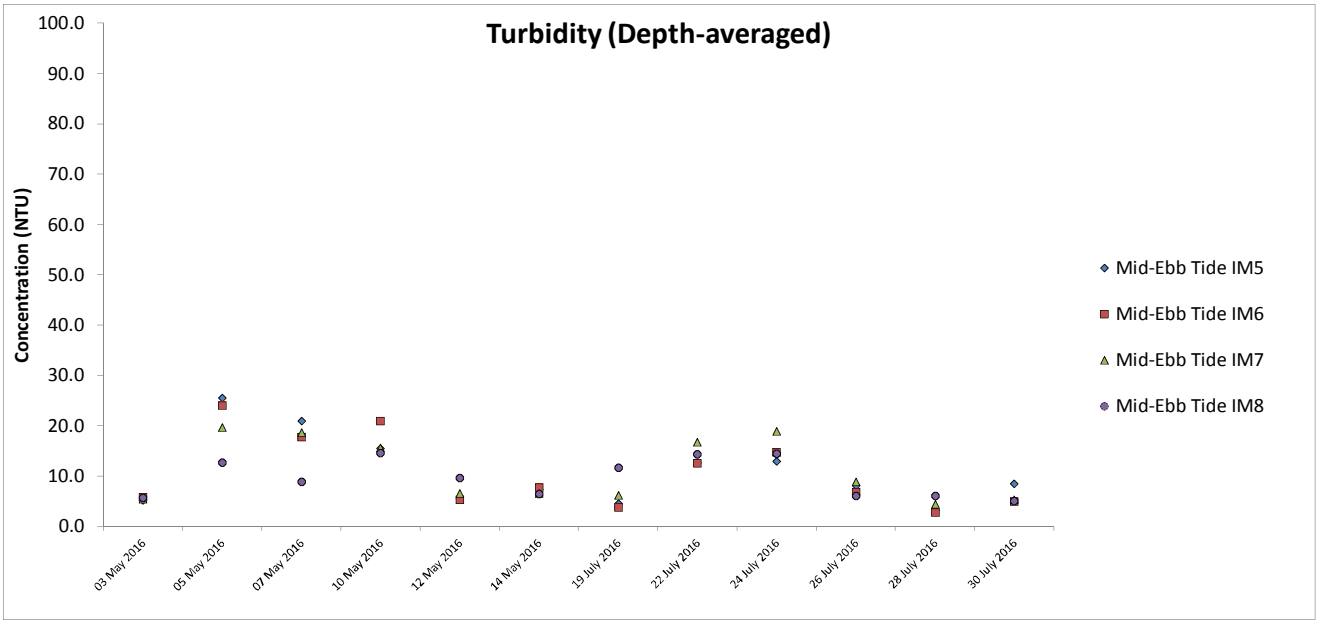
Turbidity (Depth-averaged)
Concentration (NTU)
100.0
90.0
80.0
70.0
60.0
50.0
40.0
30.0
20.0
10.0
0.0
03 May 2016
05 May 2016
07 May 2016
10 May 2016
12 May 2016
14 May 2016
19 July 2016
22 July 2016
24 July 2016
26 July 2016
28 July 2016
30 July 2016
Mid-Ebb Tide IM5
Mid-Ebb Tide IM6
Mid-Ebb Tide IM7
Mid-Ebb Tide IM8

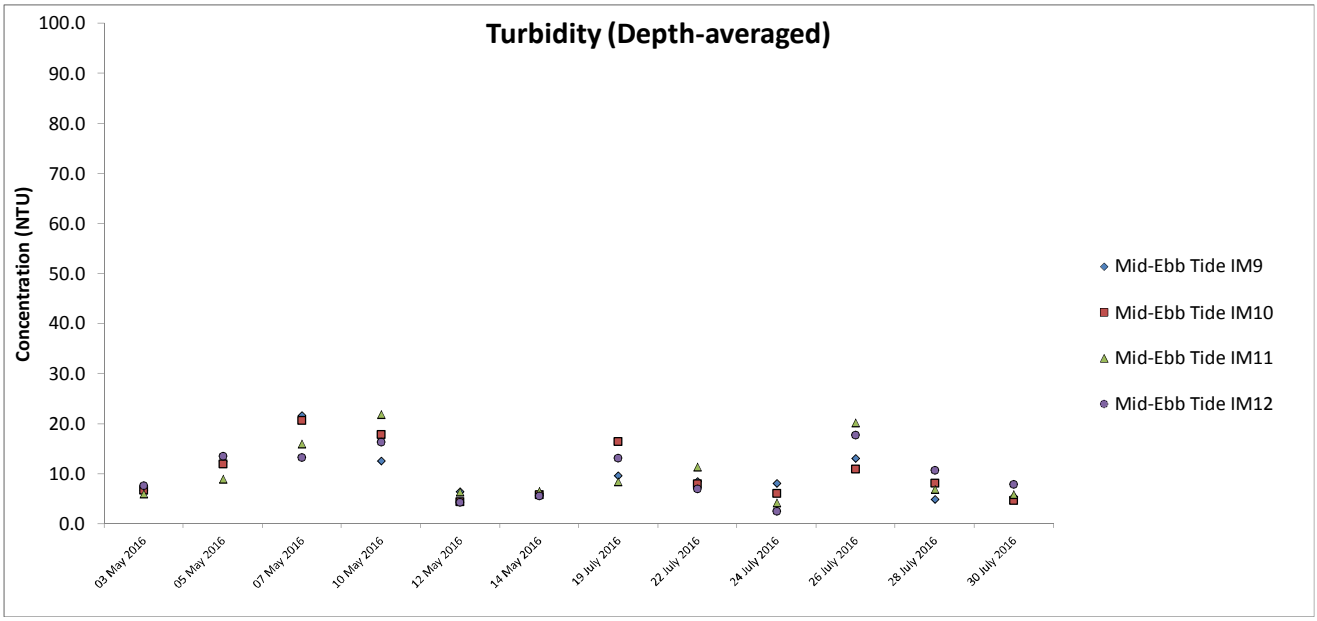
Turbidity (Depth-averaged)
Concentration (NTU)
100.0
90.0
80.0
70.0
60.0
50.0
40.0
30.0
20.0
10.0
0.0
03 May 2016
05 May 2016
07 May 2016
10 May 2016
12 May 2016
14 May 2016
19 July 2016
22 July 2016
24 July 2016
26 July 2016
28 July 2016
30 July 2016
Mid-Ebb Tide IM9
Mid-Ebb Tide IM10
Mid-Ebb Tide IM11
Mid-Ebb Tide IM12

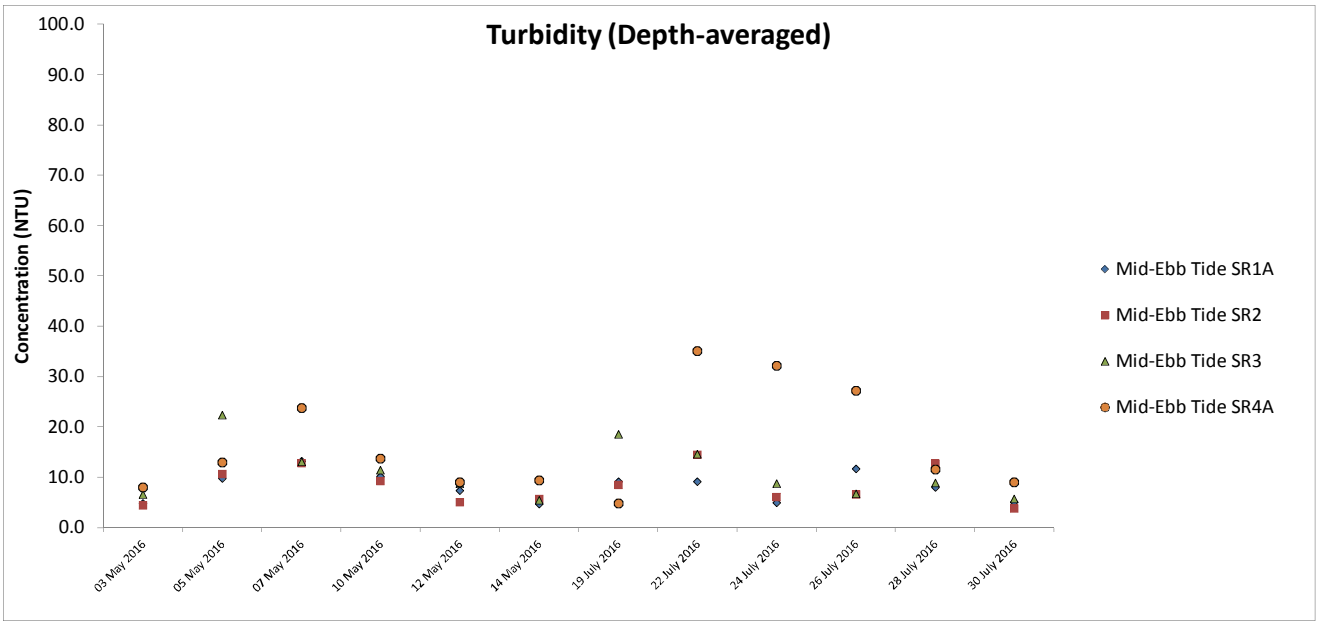
Turbidity (Depth-averaged)
Concentration (NTU)
100.0
90.0
80.0
70.0
60.0
50.0
40.0
30.0
20.0
10.0
0.0
03 May 2016
05 May 2016
07 May 2016
10 May 2016
12 May 2016
14 May 2016
19 July 2016
22 July 2016
24 July 2016
26 July 2016
28 July 2016
30 July 2016
Mid-Ebb Tide SR1A
Mid-Ebb Tide SR2
Mid-Ebb Tide SR3
Mid-Ebb Tide SR4A

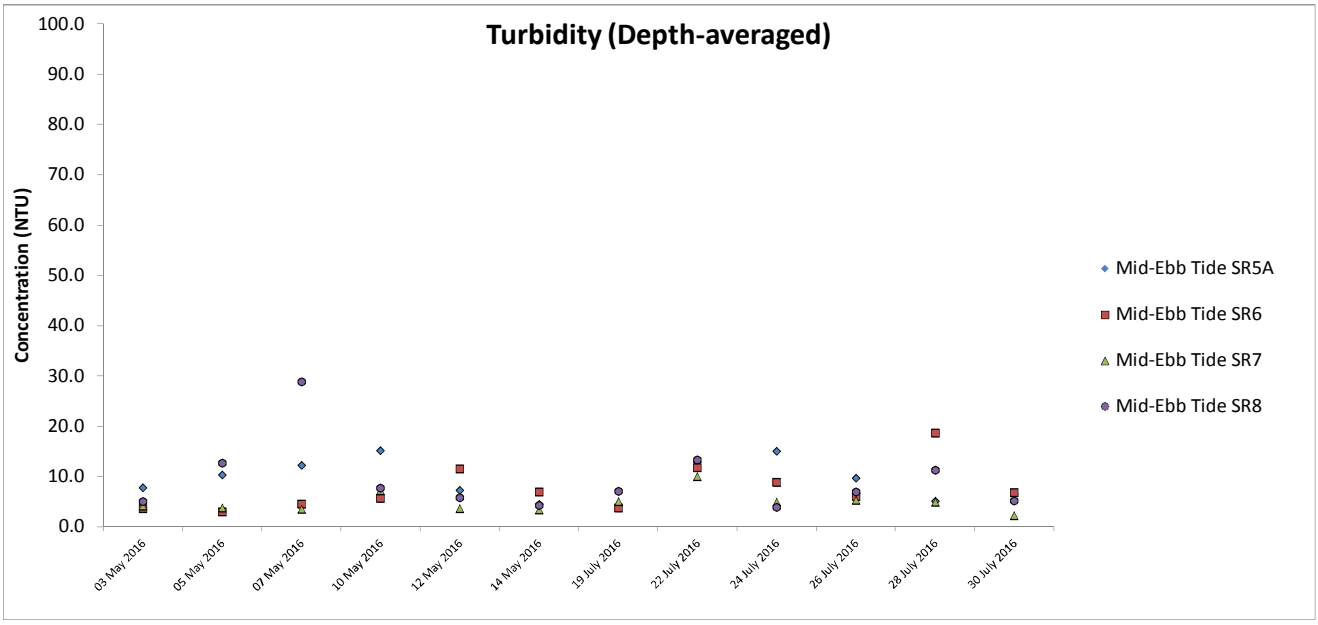
Turbidity (Depth-averaged)
Concentration (NTU)
100.0
90.0
80.0
70.0
60.0
50.0
40.0
30.0
20.0
10.0
0.0
03 May 2016
05 May 2016
07 May 2016
10 May 2016
12 May 2016
14 May 2016
19 July 2016
22 July 2016
24 July 2016
26 July 2016
28 July 2016
30 July 2016
Mid-Ebb Tide SR5A
Mid-Ebb Tide SR6
Mid-Ebb Tide SR7
Mid-Ebb Tide SR8

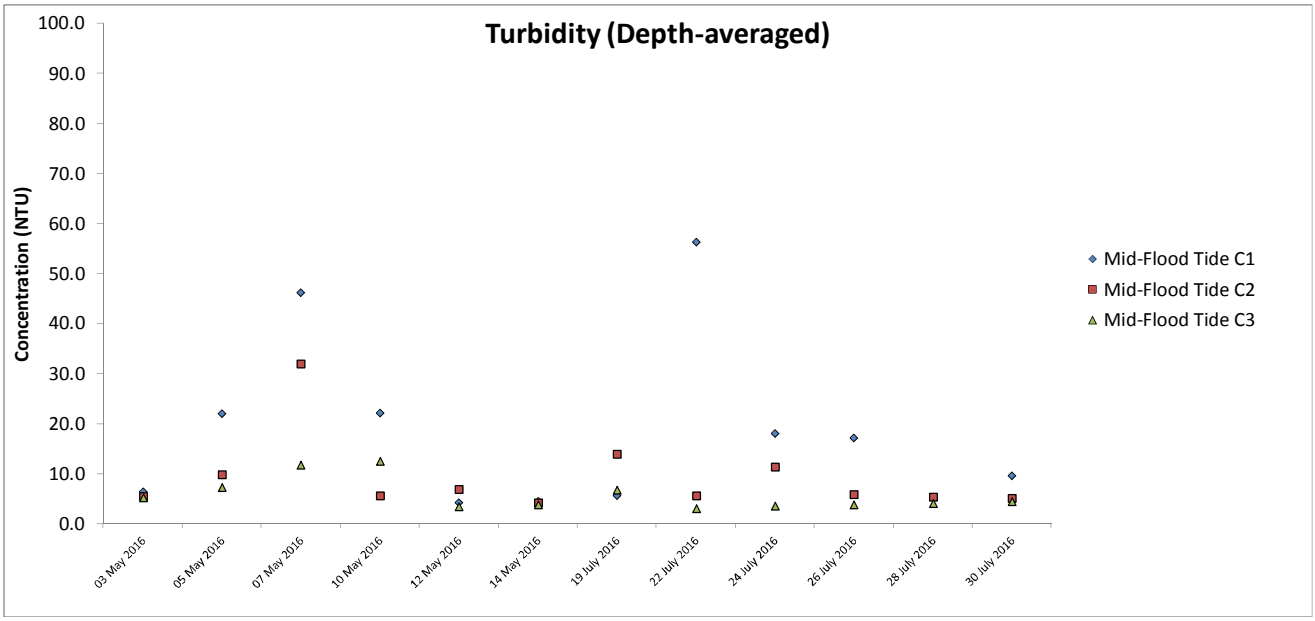
Turbidity (Depth-averaged)
Concentration (NTU)
100.0
90.0
80.0
70.0
60.0
50.0
40.0
30.0
20.0
10.0
0.0
03 May 2016
05 May 2016
07 May 2016
10 May 2016
12 May 2016
14 May 2016
19 July 2016
22 July 2016
24 July 2016
26 July 2016
28 July 2016
30 July 2016
Mid-Flood Tide C1
Mid-Flood Tide C2
Mid-Flood Tide C3

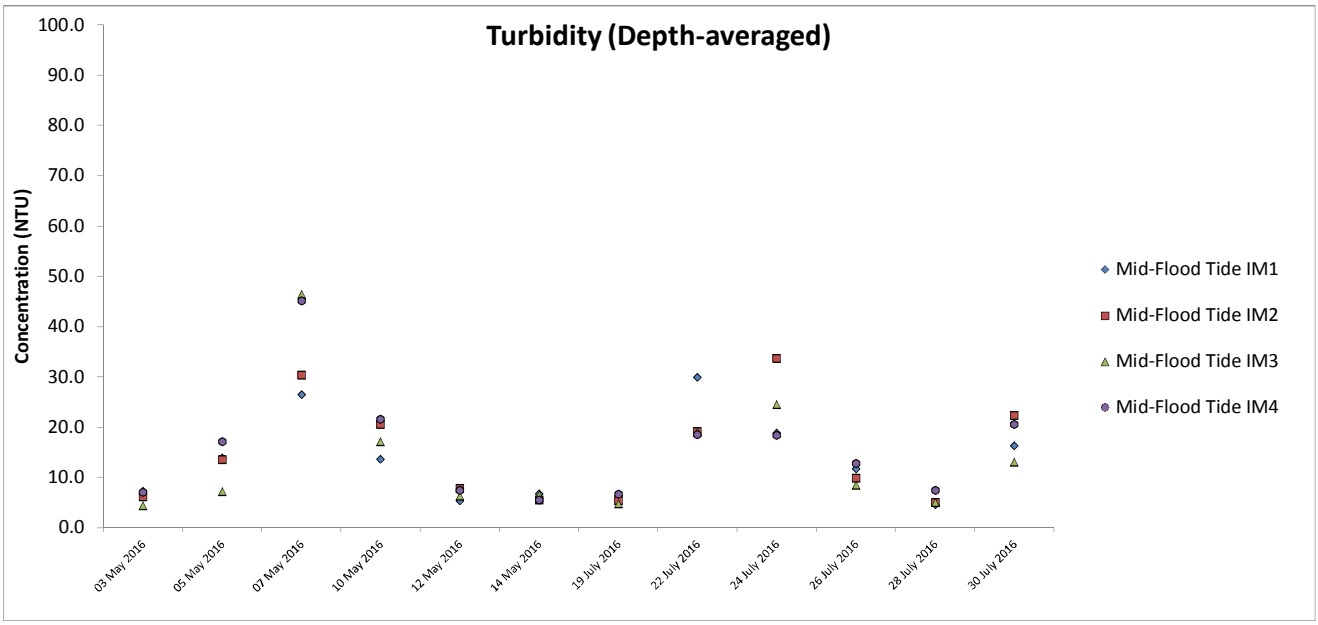
Turbidity (Depth-averaged)
Concentration (NTU)
100.0
90.0
80.0
70.0
60.0
50.0
40.0
30.0
20.0
10.0
0.0
03 May 2016
05 May 2016
07 May 2016
10 May 2016
12 May 2016
14 May 2016
19 July 2016
22 July 2016
24 July 2016
26 July 2016
28 July 2016
30 July 2016
Mid-Flood Tide IM1
Mid-Flood Tide IM2
Mid-Flood Tide IM3
Mid-Flood Tide IM4

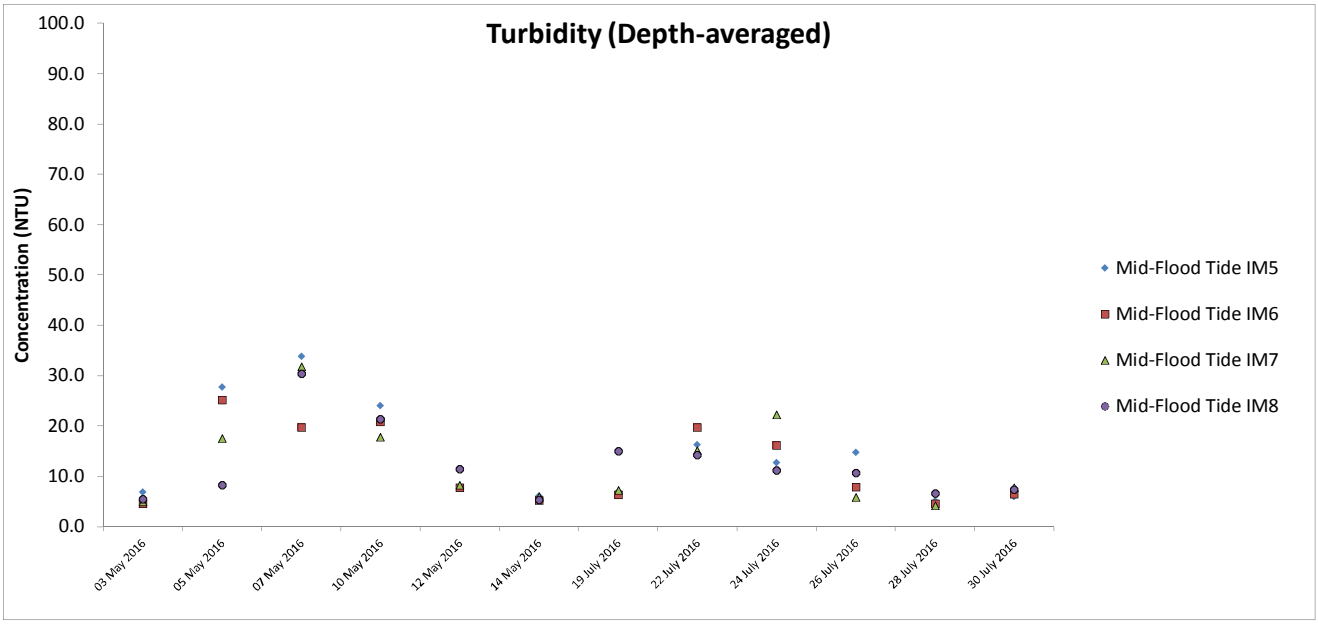
Turbidity (Depth-averaged)
Concentration (NTU)
100.0
90.0
80.0
70.0
60.0
50.0
40.0
30.0
20.0
10.0
0.0
03 May 2016
05 May 2016
07 May 2016
10 May 2016
12 May 2016
14 May 2016
19 July 2016
22 July 2016
24 July 2016
26 July 2016
28 July 2016
30 July 2016
Mid-Flood Tide IM5
Mid-Flood Tide IM6
Mid-Flood Tide IM7
Mid-Flood Tide IM8

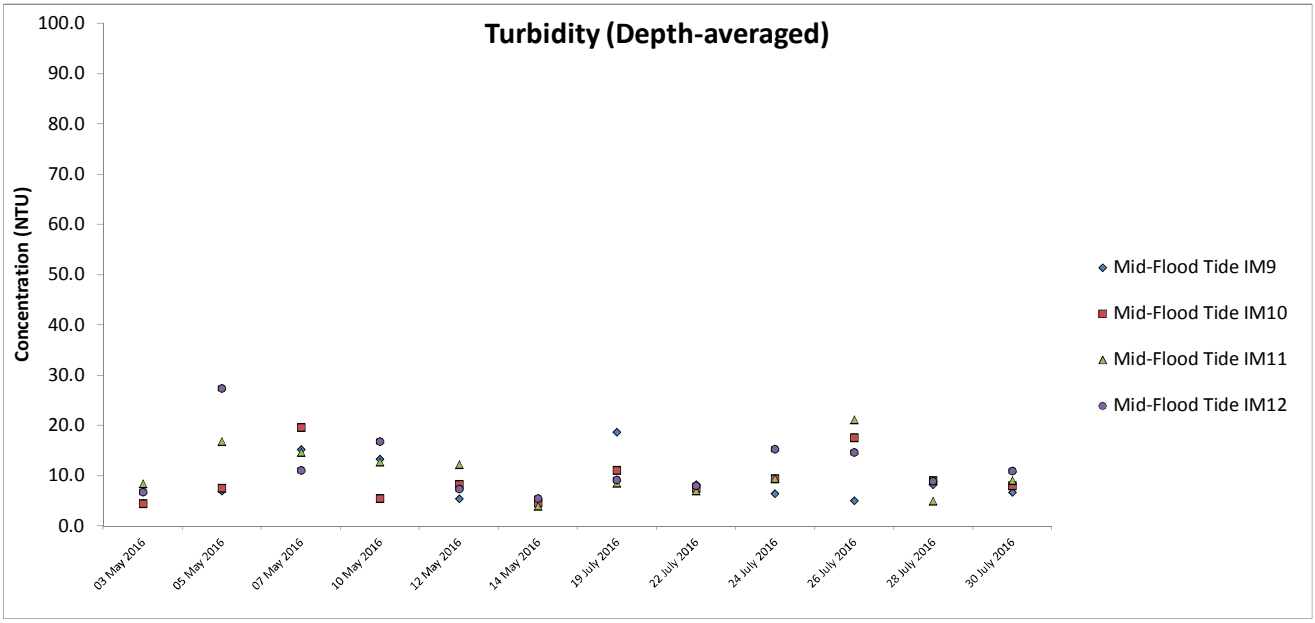
Turbidity (Depth-averaged)
Concentration (NTU)
100.0
90.0
80.0
70.0
60.0
50.0
40.0
30.0
20.0
10.0
0.0
03 May 2016
05 May 2016
07 May 2016
10 May 2016
12 May 2016
14 May 2016
19 July 2016
22 July 2016
24 July 2016
26 July 2016
28 July 2016
30 July 2016
Mid-Flood Tide IM9
Mid-Flood Tide IM10
Mid-Flood Tide IM11
Mid-Flood Tide IM12

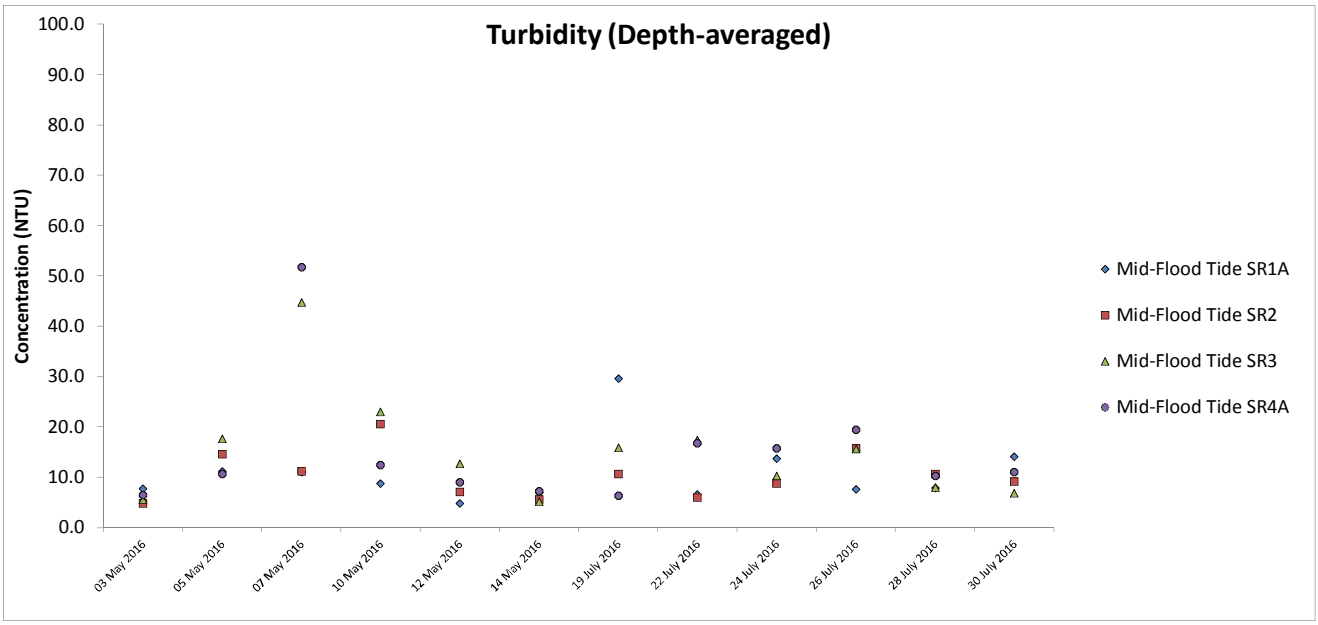
Turbidity (Depth-averaged)
Concentration (NTU)
100.0
90.0
80.0
70.0
60.0
50.0
40.0
30.0
20.0
10.0
0.0
03 May 2016
05 May 2016
07 May 2016
10 May 2016
12 May 2016
14 May 2016
19 July 2016
22 July 2016
24 July 2016
26 July 2016
28 July 2016
30 July 2016
Mid-Flood Tide SR1A
Mid-Flood Tide SR2
Mid-Flood Tide SR3
Mid-Flood Tide SR4A

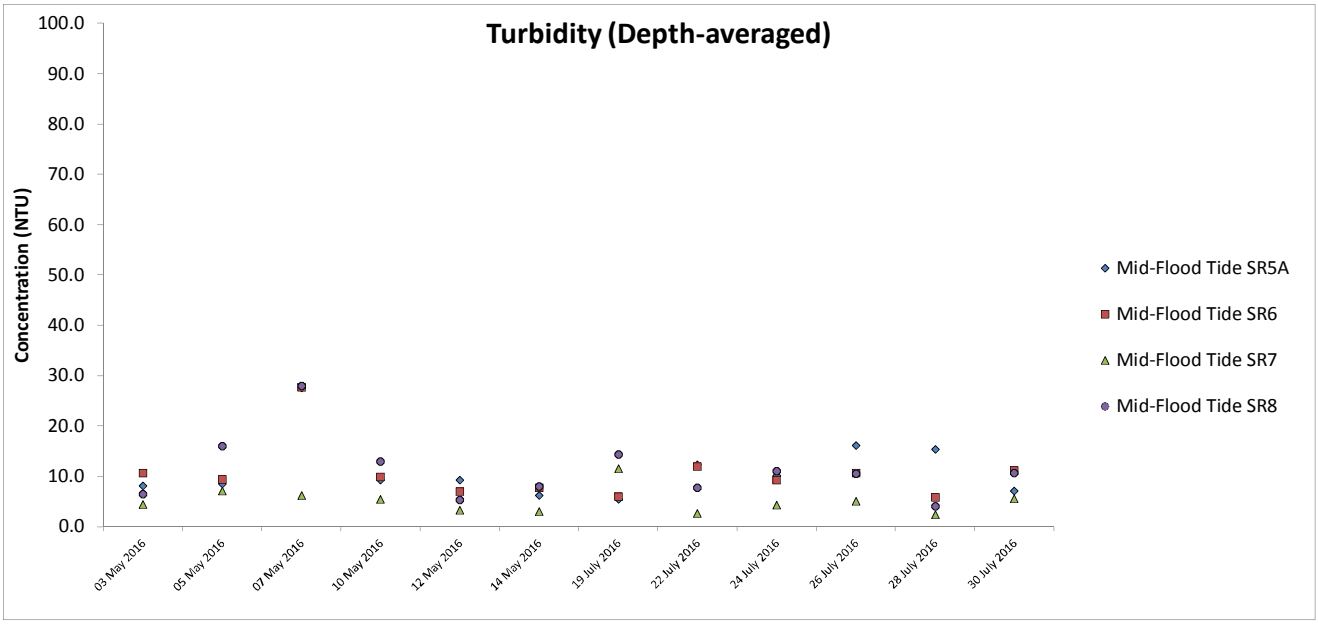
Turbidity (Depth-averaged)
Concentration (NTU)
100.0
90.0
80.0
70.0
60.0
50.0
40.0
30.0
20.0
10.0
0.0
03 May 2016
05 May 2016
07 May 2016
10 May 2016
12 May 2016
14 May 2016
19 July 2016
22 July 2016
24 July 2016
26 July 2016
28 July 2016
30 July 2016
Mid-Flood Tide SR5A
Mid-Flood Tide SR6
Mid-Flood Tide SR7
Mid-Flood Tide SR8

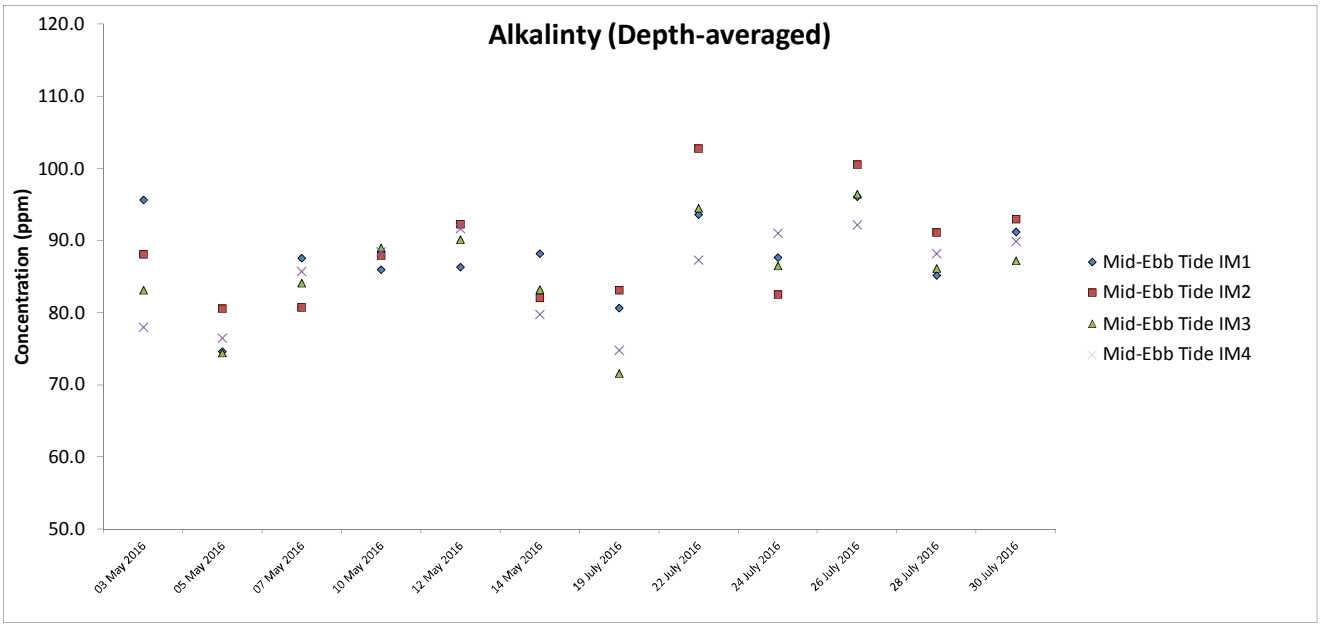
Alkalinty (Depth-averaged)
Concentration (ppm)
120.0
110.0
100.0
90.0
80.0
70.0
60.0
50.0
03 May 2016
05 May 2016
07 May 2016
10 May 2016
12 May 2016
14 May 2016
19 July 2016
22 July 2016
24 July 2016
26 July 2016
28 July 2016
30 July 2016
Mid-Ebb Tide IM1
Mid-Ebb Tide IM2
Mid-Ebb Tide IM3
Mid-Ebb Tide IM4

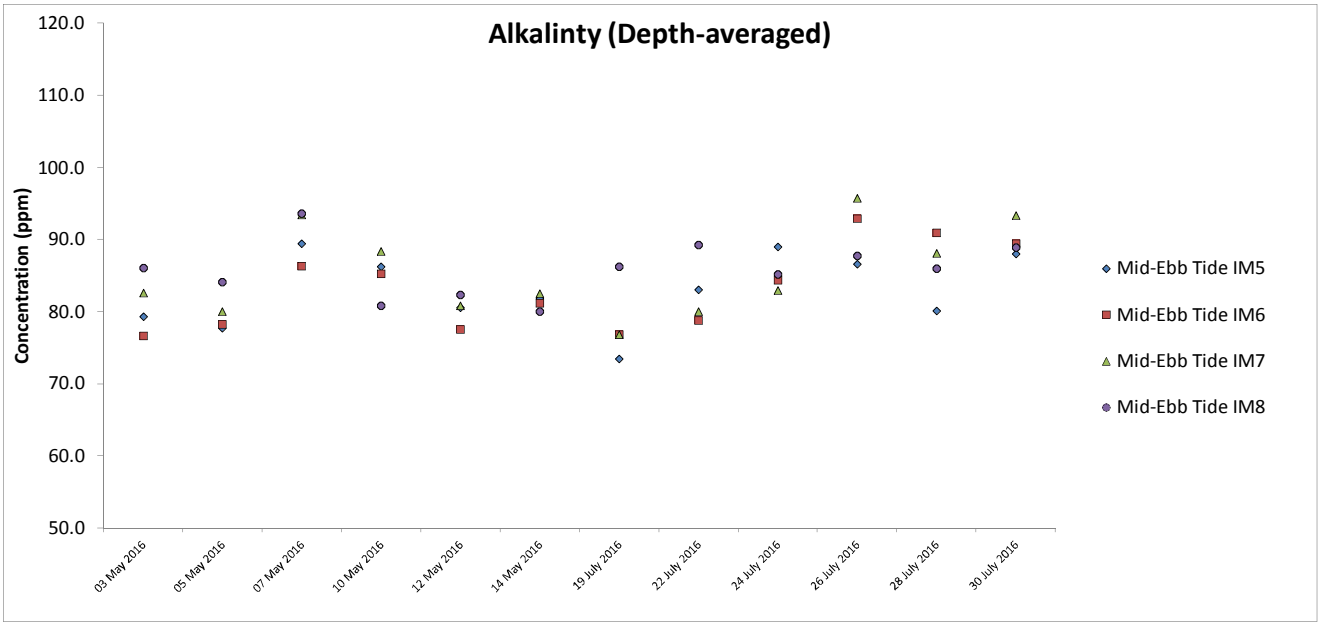
Alkalinty (Depth-averaged)
Concentration (ppm)
120.0
110.0
100.0
90.0
80.0
70.0
60.0
50.0
03 May 2016
05 May 2016
07 May 2016
10 May 2016
12 May 2016
14 May 2016
19 July 2016
22 July 2016
24 July 2016
26 July 2016
28 July 2016
30 July 2016
Mid-Ebb Tide IM5
Mid-Ebb Tide IM6
Mid-Ebb Tide IM7
Mid-Ebb Tide IM8

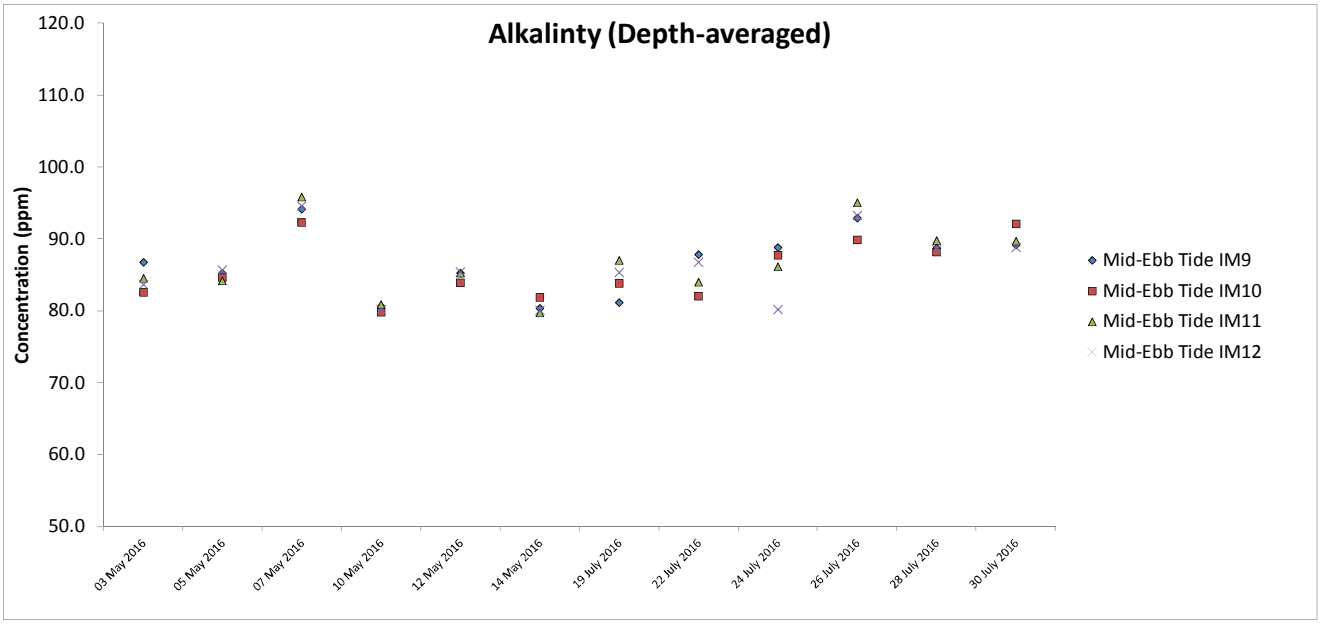
Alkalinty (Depth-averaged)
Concentration (ppm)
120.0
110.0
100.0
90.0
80.0
70.0
60.0
50.0
03 May 2016
05 May 2016
07 May 2016
10 May 2016
12 May 2016
14 May 2016
19 July 2016
22 July 2016
24 July 2016
26 July 2016
28 July 2016
30 July 2016
Mid-Ebb Tide IM9
Mid-Ebb Tide IM10
Mid-Ebb Tide IM11
Mid-Ebb Tide IM12

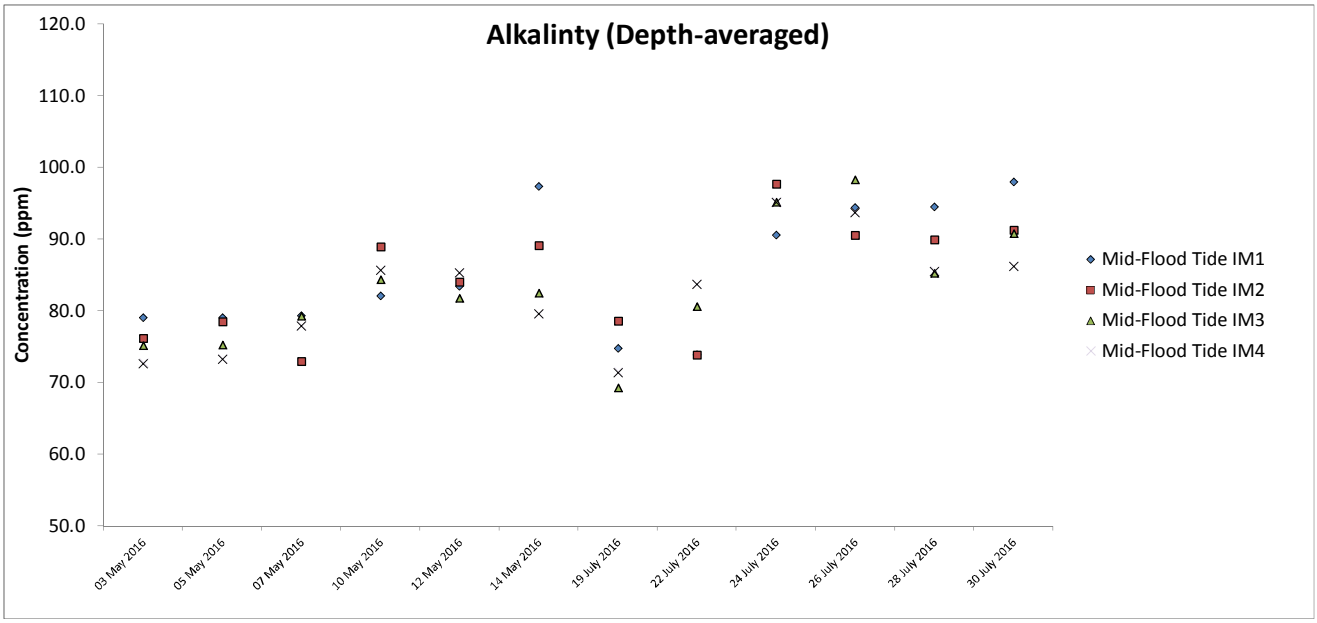
Alkalinty (Depth-averaged)
Concentration (ppm)
120.0
110.0
100.0
90.0
80.0
70.0
60.0
50.0
03 May 2016
05 May 2016
07 May 2016
10 May 2016
12 May 2016
14 May 2016
19 July 2016
22 July 2016
24 July 2016
26 July 2016
28 July 2016
30 July 2016
Mid-Flood Tide IM1
Mid-Flood Tide IM2
Mid-Flood Tide IM3
Mid-Flood Tide IM4

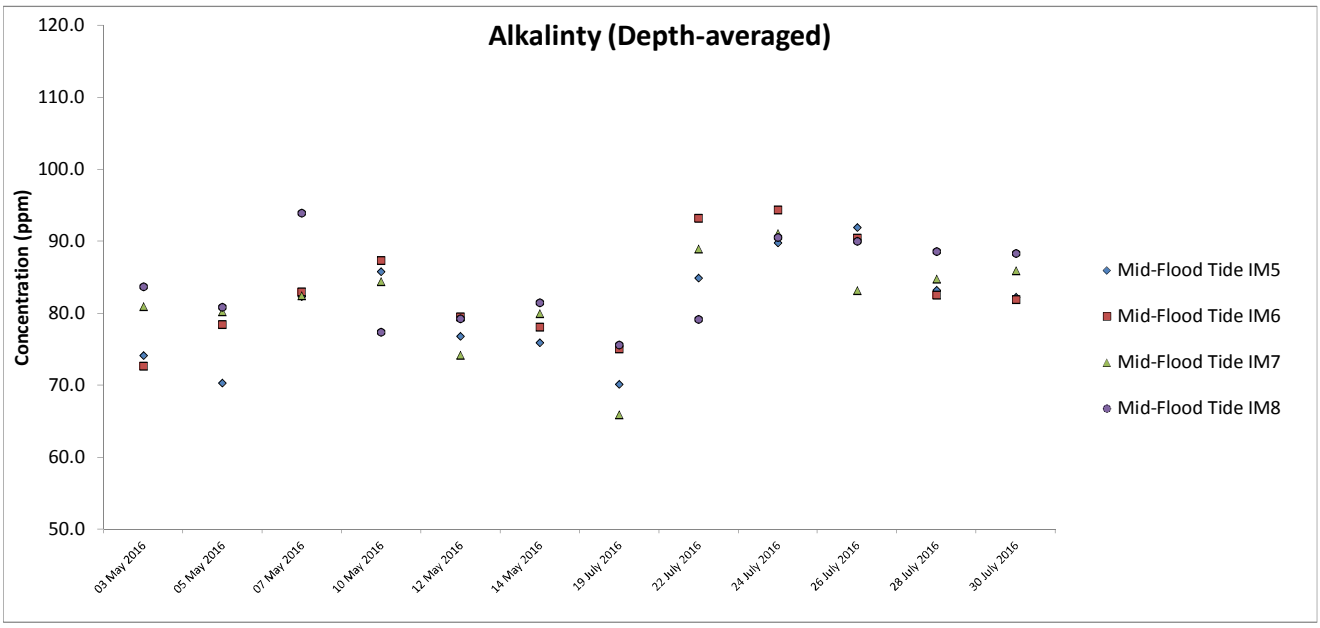
Alkalinty (Depth-averaged)
Concentration (ppm)
120.0
110.0
100.0
90.0
80.0
70.0
60.0
50.0
03 May 2016
05 May 2016
07 May 2016
10 May 2016
12 May 2016
14 May 2016
19 July 2016
22 July 2016
24 July 2016
26 July 2016
28 July 2016
30 July 2016
Mid-Flood Tide IM5
Mid-Flood Tide IM6
Mid-Flood Tide IM7
Mid-Flood Tide IM8

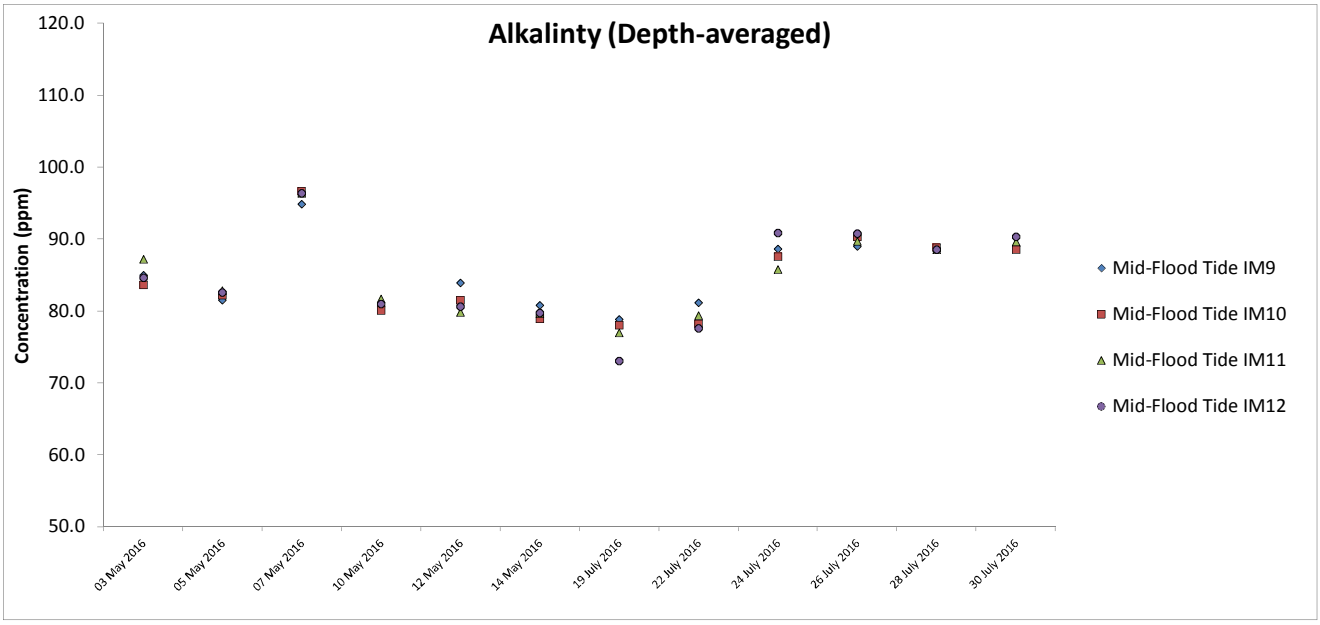
Alkalinty (Depth-averaged)
Concentration (ppm)
120.0
110.0
100.0
90.0
80.0
70.0
60.0
50.0
03 May 2016
05 May 2016
07 May 2016
10 May 2016
12 May 2016
14 May 2016
19 July 2016
22 July 2016
24 July 2016
26 July 2016
28 July 2016
30 July 2016
Mid-Flood Tide IM9
Mid-Flood Tide IM10
Mid-Flood Tide IM11
Mid-Flood Tide IM12

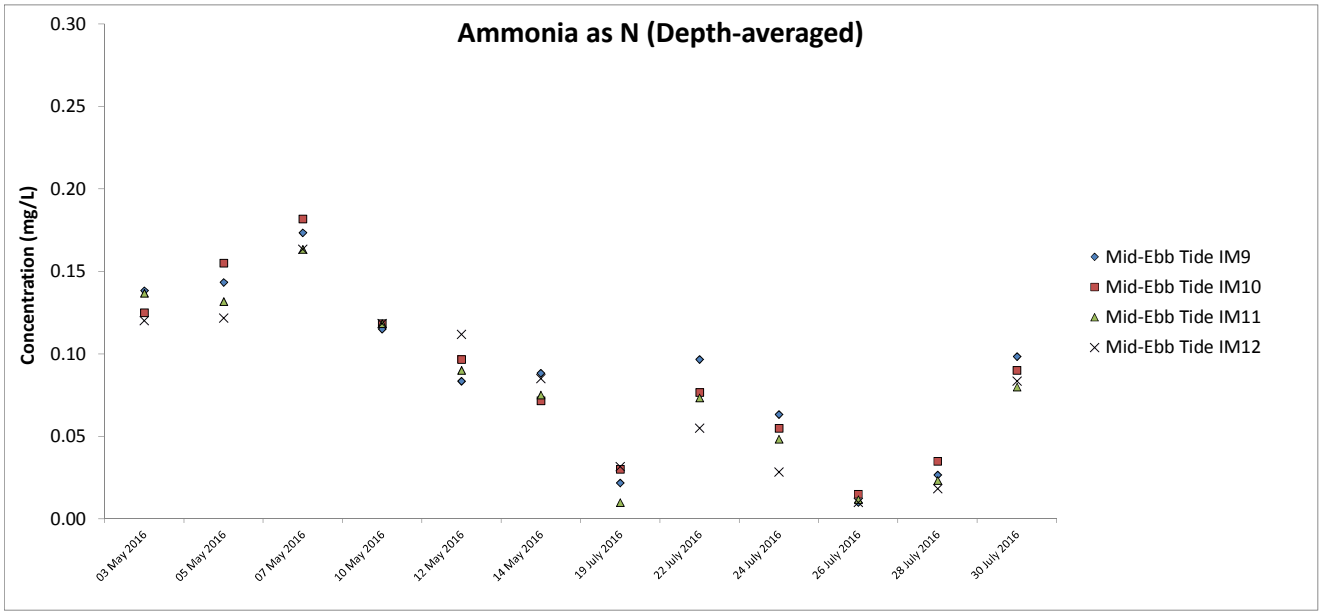
Ammonia as N (Depth-averaged)
Concentration (mg/L)
0.30
0.25
0.20
0.15
0.10
0.05
0.00
03 May 2016
05 May 2016
07 May 2016
10 May 2016
12 May 2016
14 May 2016
19 July 2016
22 July 2016
24 July 2016
26 July 2016
28 July 2016
30 July 2016
Mid-Ebb Tide IM9
Mid-Ebb Tide IM10
Mid-Ebb Tide IM11
Mid-Ebb Tide IM12

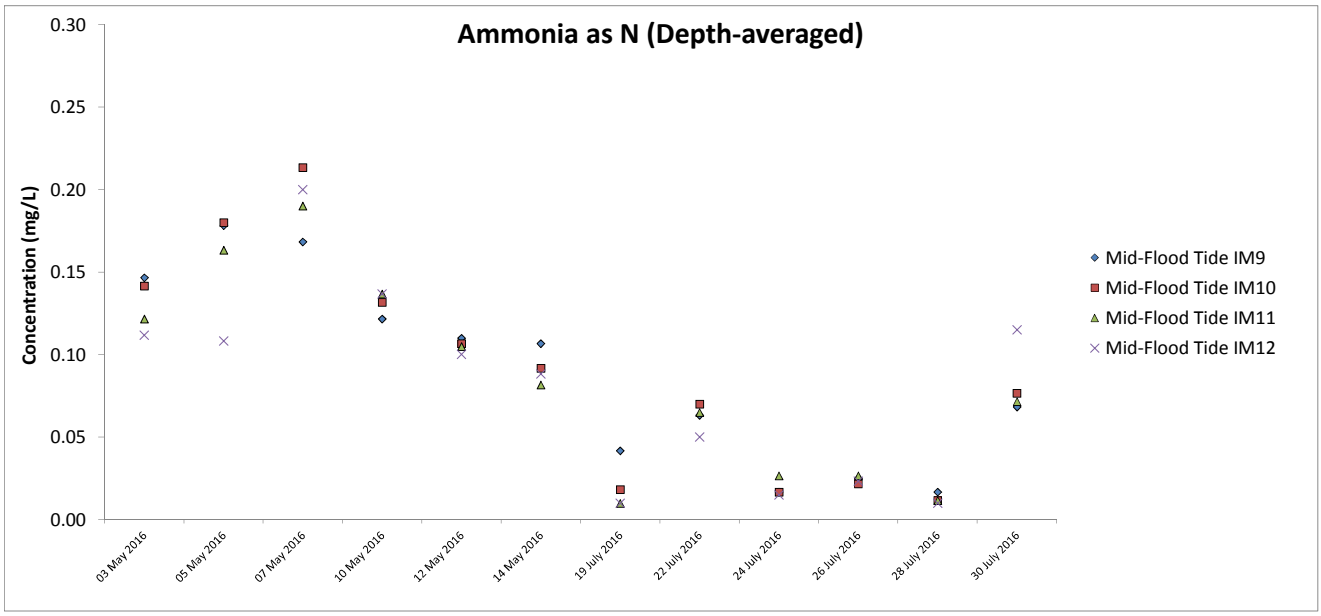
Ammonia as N (Depth-averaged)
Concentration (mg/L)
0.30
0.25
0.20
0.15
0.10
0.05
0.00
03 May 2016
05 May 2016
07 May 2016
10 May 2016
12 May 2016
14 May 2016
19 July 2016
22 July 2016
24 July 2016
26 July 2016
28 July 2016
30 July 2016
Mid-Flood Tide IM9
Mid-Flood Tide IM10
Mid-Flood Tide IM11
Mid-Flood Tide IM12

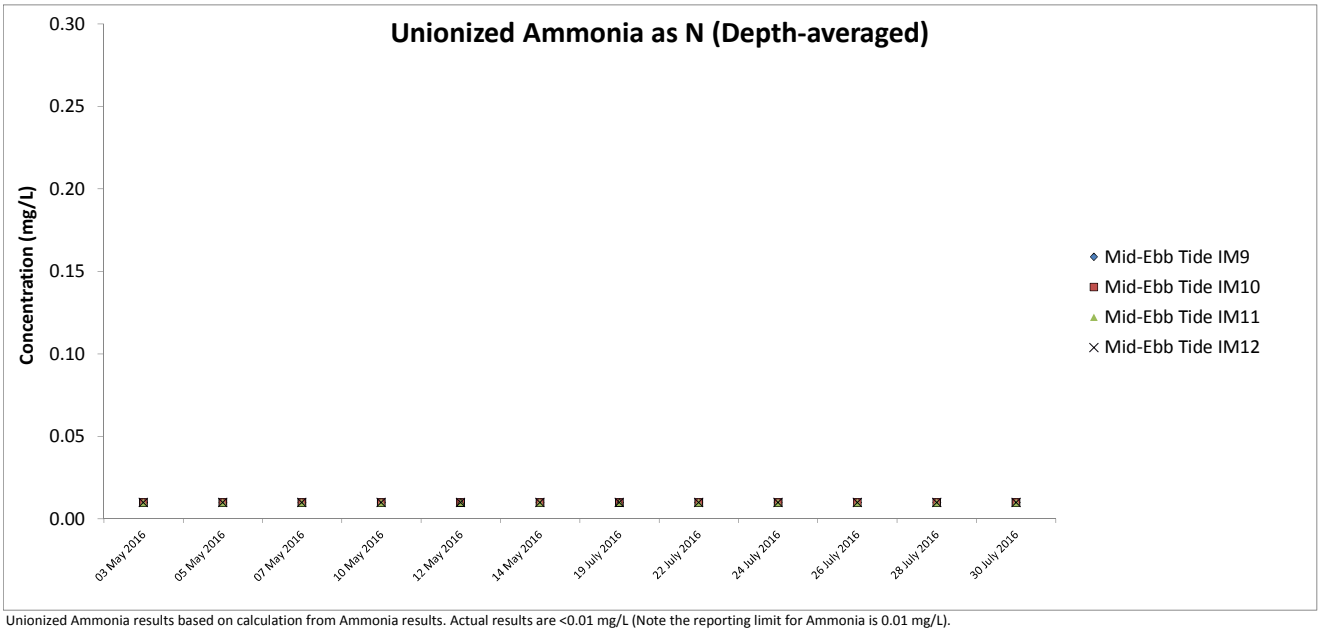

Unionized Ammonia results based on calculation from Ammonia results. Actual results are <0.01 mg/L (Note the reporting limit for Ammonia is 0.01 mg/L).

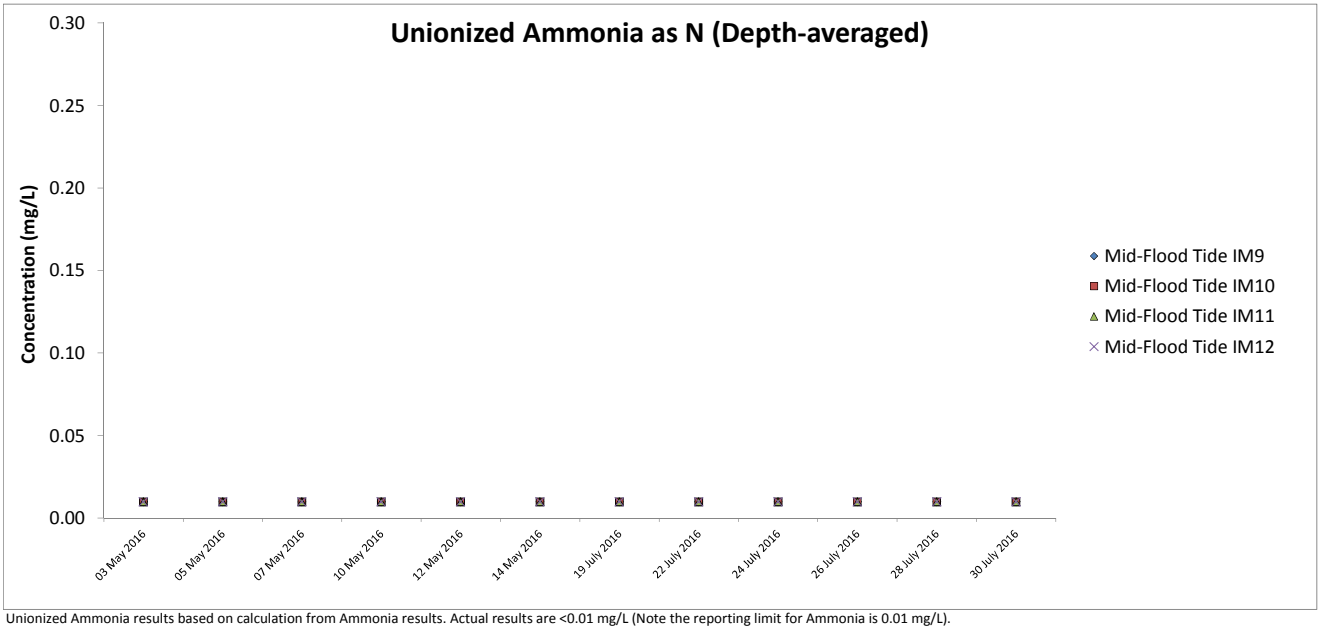

Unionized Ammonia results based on calculation from Ammonia results. Actual results are <0.01 mg/L (Note the reporting limit for Ammonia is 0.01 mg/L).

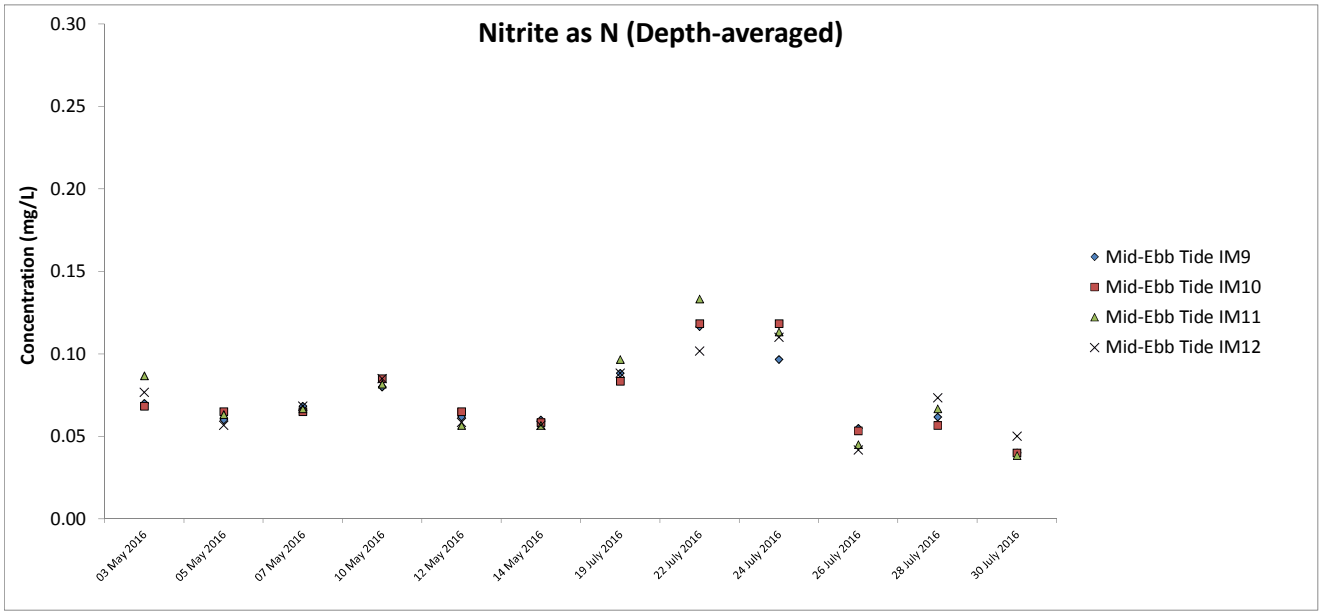
Nitrite as N (Depth-averaged)
Concentration (mg/L)
0.30
0.25
0.20
0.15
0.10
0.05
0.00
03 May 2016
05 May 2016
07 May 2016
10 May 2016
12 May 2016
14 May 2016
19 July 2016
22 July 2016
24 July 2016
26 July 2016
28 July 2016
30 July 2016
Mid-Ebb Tide IM9
Mid-Ebb Tide IM10
Mid-Ebb Tide IM11
Mid-Ebb Tide IM12

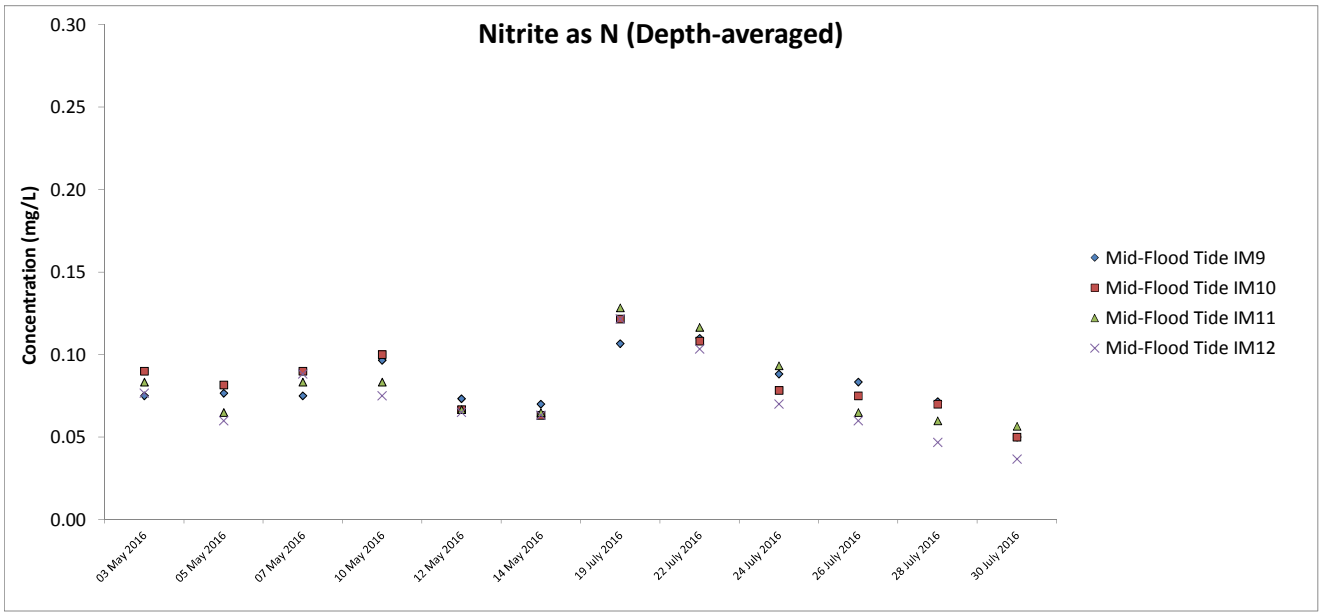
Nitrite as N (Depth-averaged)
Concentration (mg/L)
0.30
0.25
0.20
0.15
0.10
0.05
0.00
03 May 2016
05 May 2016
07 May 2016
10 May 2016
12 May 2016
14 May 2016
19 July 2016
22 July 2016
24 July 2016
26 July 2016
28 July 2016
30 July 2016
Mid-Flood Tide IM9
Mid-Flood Tide IM10
Mid-Flood Tide IM11
Mid-Flood Tide IM12

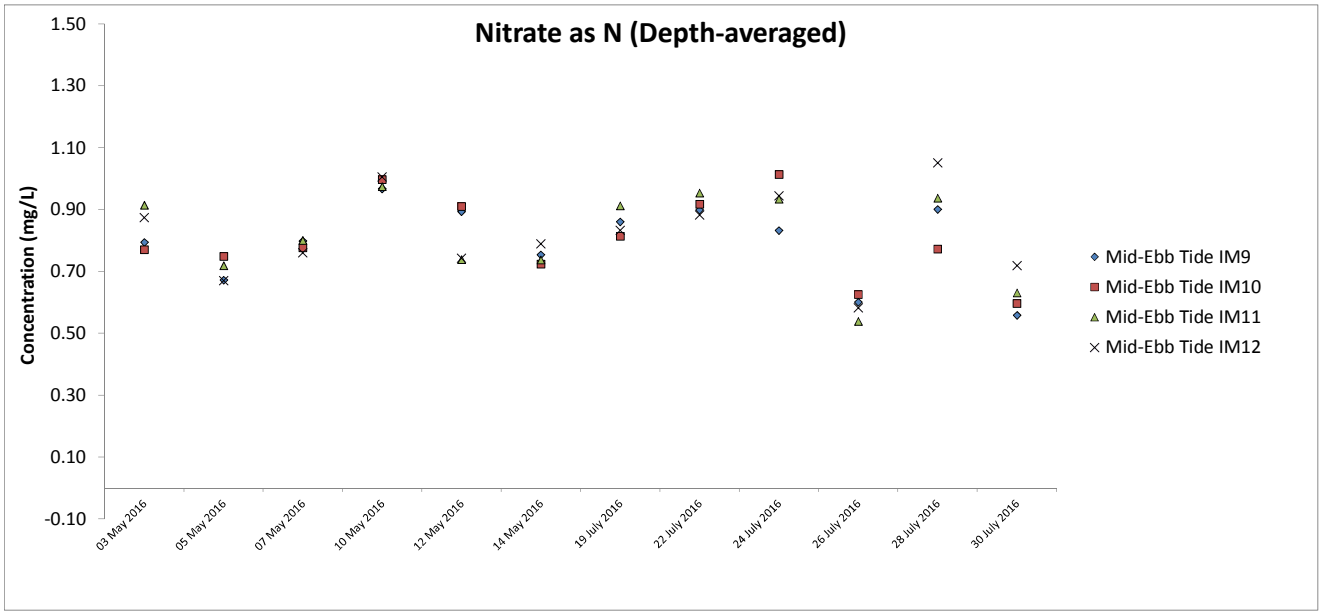
Nitrate as N (Depth-averaged)
Concentration (mg/L)
1.50
1.30
1.10
0.90
0.70
0.50
0.30
0.10
-0.10
03 May 2016
05 May 2016
07 May 2016
10 May 2016
12 May 2016
14 May 2016
19 July 2016
22 July 2016
24 July 2016
26 July 2016
28 July 2016
30 July 2016
Mid-Ebb Tide IM9
Mid-Ebb Tide IM10
Mid-Ebb Tide IM11
Mid-Ebb Tide IM12

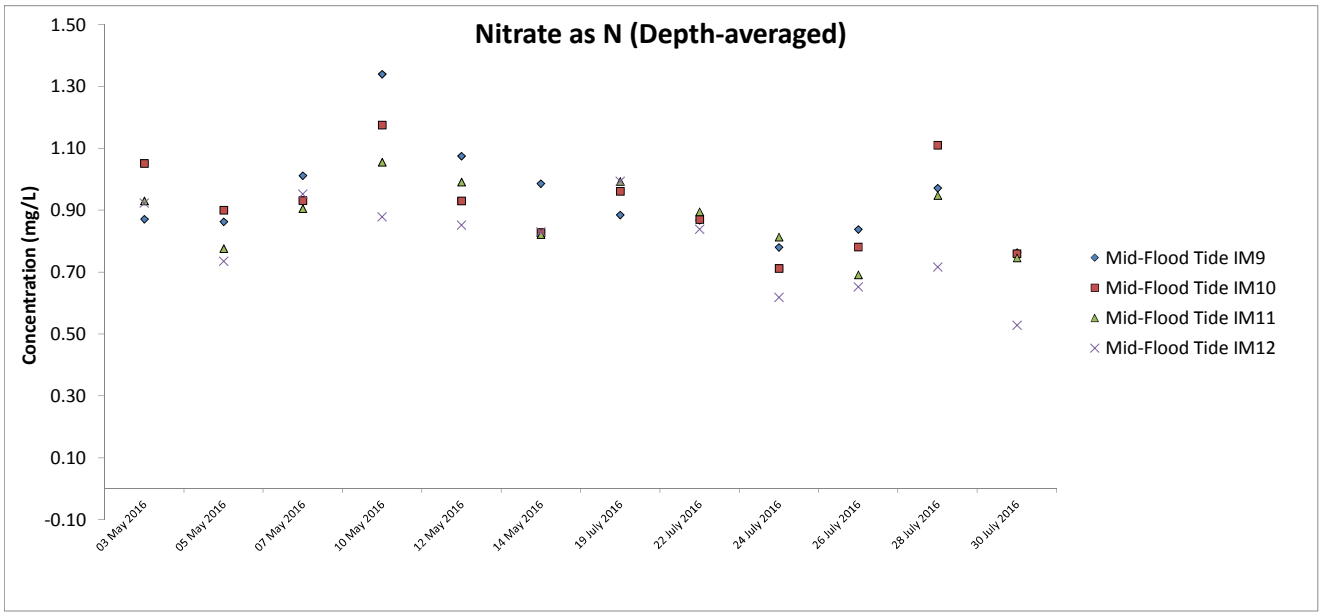
Nitrate as N (Depth-averaged)
Concentration (mg/L)
1.50
1.30
1.10
0.90
0.70
0.50
0.30
0.10
-0.10
03 May 2016
05 May 2016
07 May 2016
10 May 2016
12 May 2016
14 May 2016
19 July 2016
22 July 2016
24 July 2016
26 July 2016
28 July 2016
30 July 2016
Mid-Flood Tide IM9
Mid-Flood Tide IM10
Mid-Flood Tide IM11
Mid-Flood Tide IM12

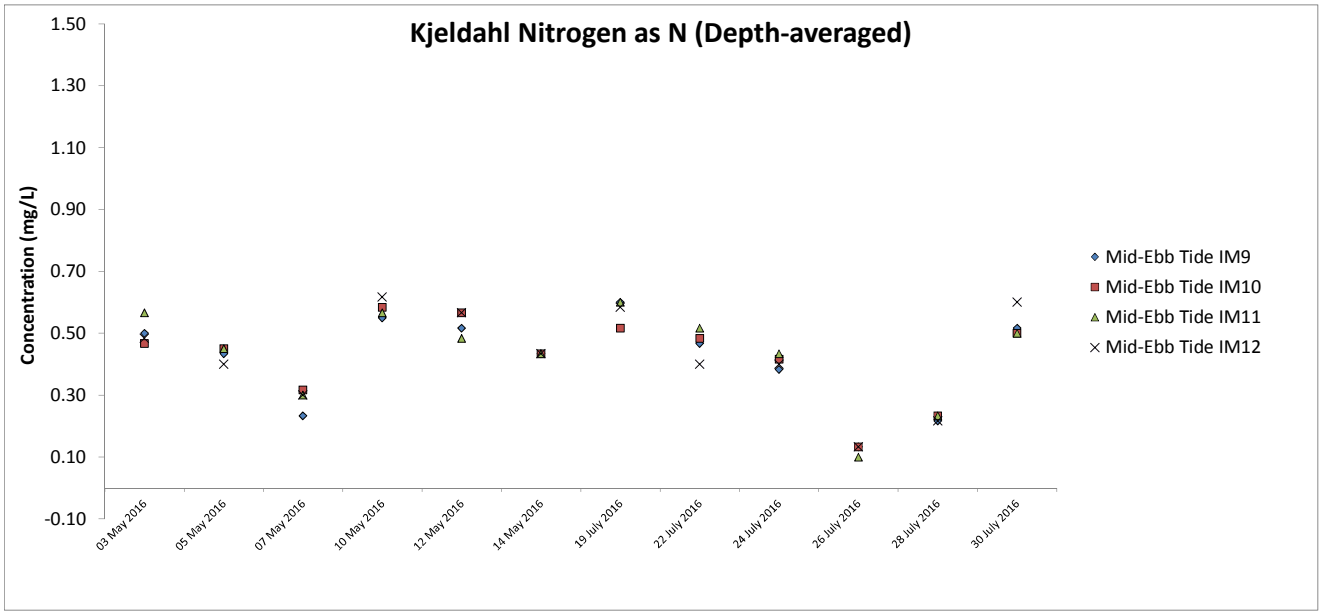
Kjeldahl Nitrogen as N (Depth-averaged)
Concentration (mg/L)
1.50
1.30
1.10
0.90
0.70
0.50
0.30
0.10
-0.10
03 May 2016
05 May 2016
07 May 2016
10 May 2016
12 May 2016
14 May 2016
19 July 2016
22 July 2016
24 July 2016
26 July 2016
28 July 2016
30 July 2016
Mid-Ebb Tide IM9
Mid-Ebb Tide IM10
Mid-Ebb Tide IM11
Mid-Ebb Tide IM12

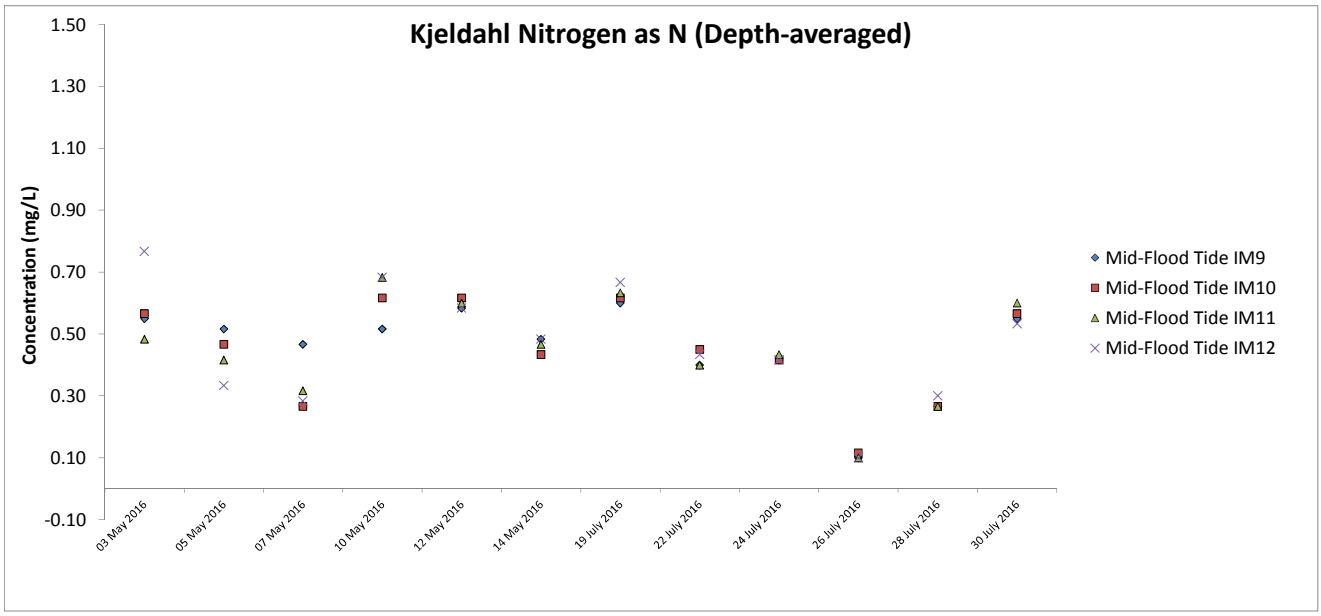
Kjeldahl Nitrogen as N (Depth-averaged)
Concentration (mg/L)
1.50
1.30
1.10
0.90
0.70
0.50
0.30
0.10
-0.10
03 May 2016
05 May 2016
07 May 2016
10 May 2016
12 May 2016
14 May 2016
19 July 2016
22 July 2016
24 July 2016
26 July 2016
28 July 2016
30 July 2016
Mid-Flood Tide IM9
Mid-Flood Tide IM10
Mid-Flood Tide IM11
Mid-Flood Tide IM12

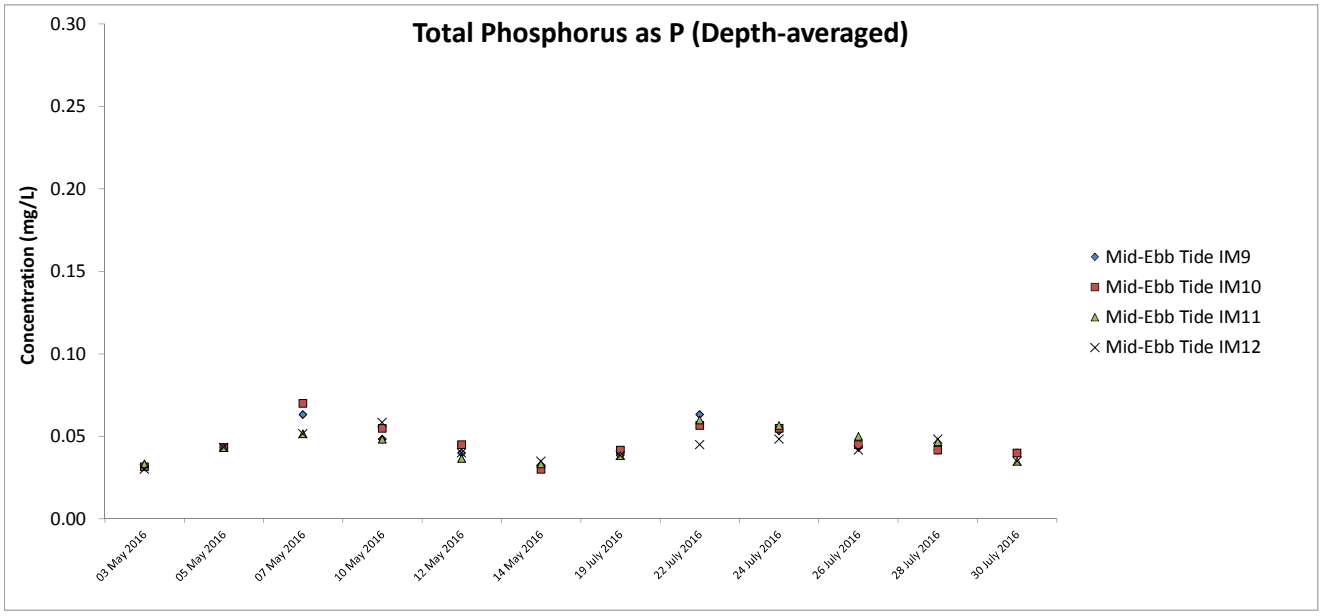
Total Phosphorus as P (Depth-averaged)
Concentration (mg/L)
0.30
0.25
0.20
0.15
0.10
0.05
0.00
03 May 2016
05 May 2016
07 May 2016
10 May 2016
12 May 2016
14 May 2016
19 July 2016
22 July 2016
24 July 2016
26 July 2016
28 July 2016
30 July 2016
Mid-Ebb Tide IM9
Mid-Ebb Tide IM10
Mid-Ebb Tide IM11
Mid-Ebb Tide IM12

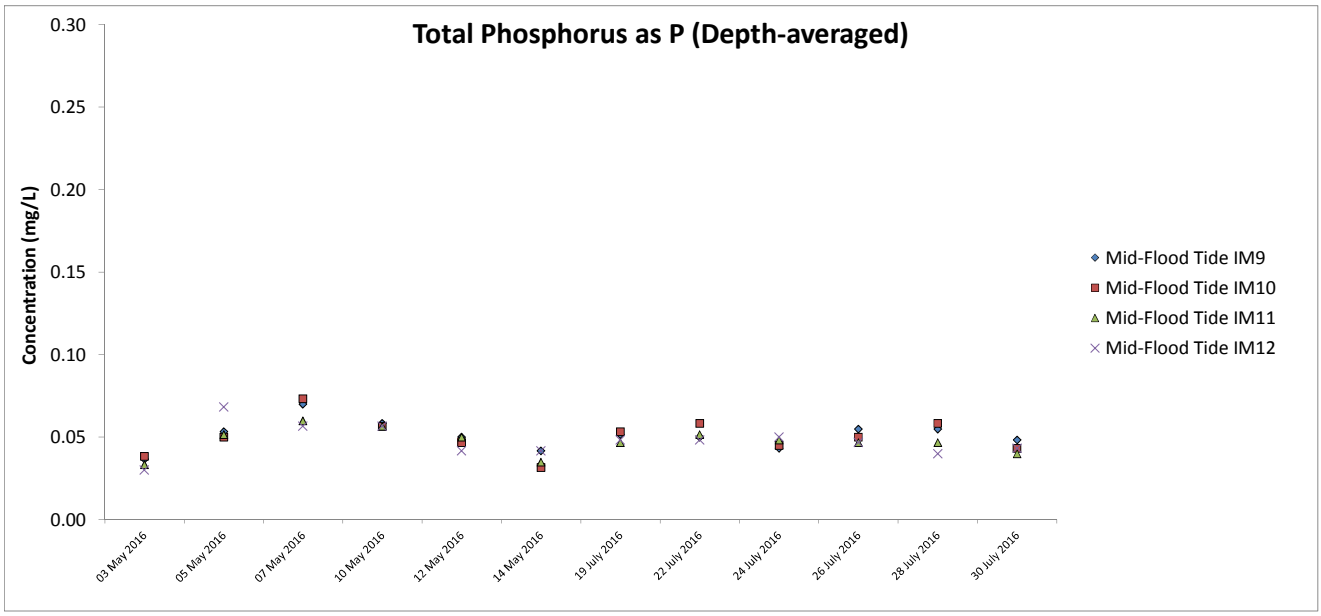
Total Phosphorus as P (Depth-averaged)
Concentration (mg/L)
0.30
0.25
0.20
0.15
0.10
0.05
0.00
03 May 2016
05 May 2016
07 May 2016
10 May 2016
12 May 2016
14 May 2016
19 July 2016
22 July 2016
24 July 2016
26 July 2016
28 July 2016
30 July 2016
Mid-Flood Tide IM9
Mid-Flood Tide IM10
Mid-Flood Tide IM11
Mid-Flood Tide IM12

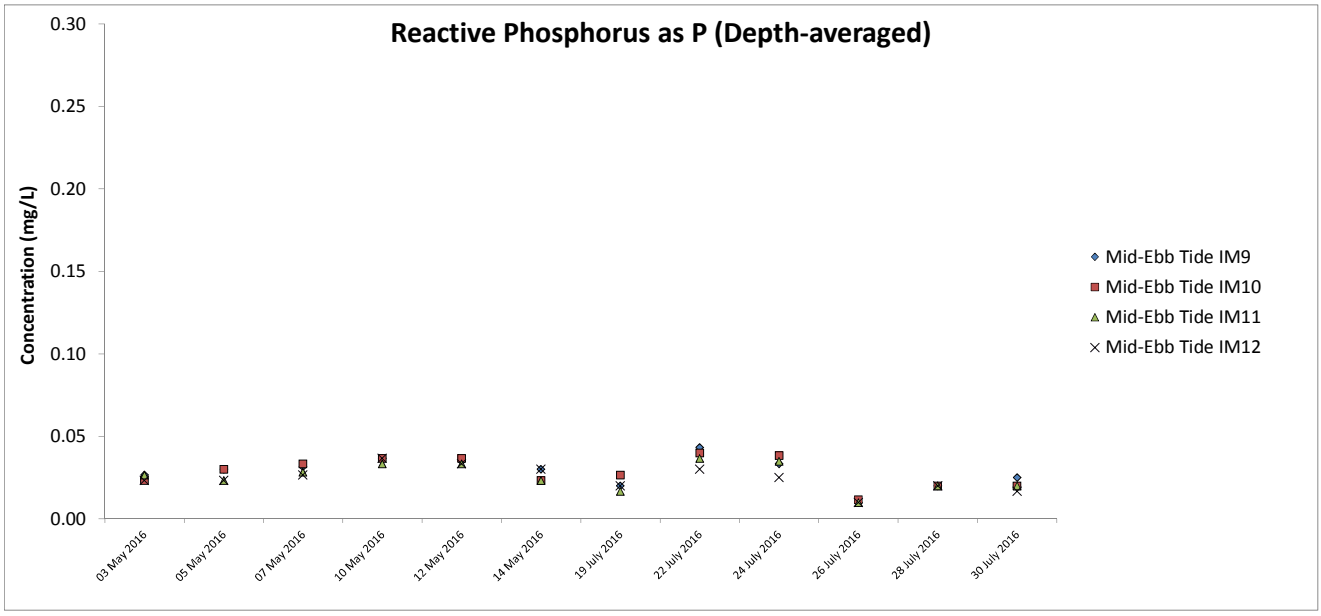
Reactive Phosphorus as P (Depth-averaged)
Concentration (mg/L)
0.30
0.25
0.20
0.15
0.10
0.05
0.00
03 May 2016
05 May 2016
07 May 2016
10 May 2016
12 May 2016
14 May 2016
19 July 2016
22 July 2016
24 July 2016
26 July 2016
28 July 2016
30 July 2016
Mid-Ebb Tide IM9
Mid-Ebb Tide IM10
Mid-Ebb Tide IM11
Mid-Ebb Tide IM12

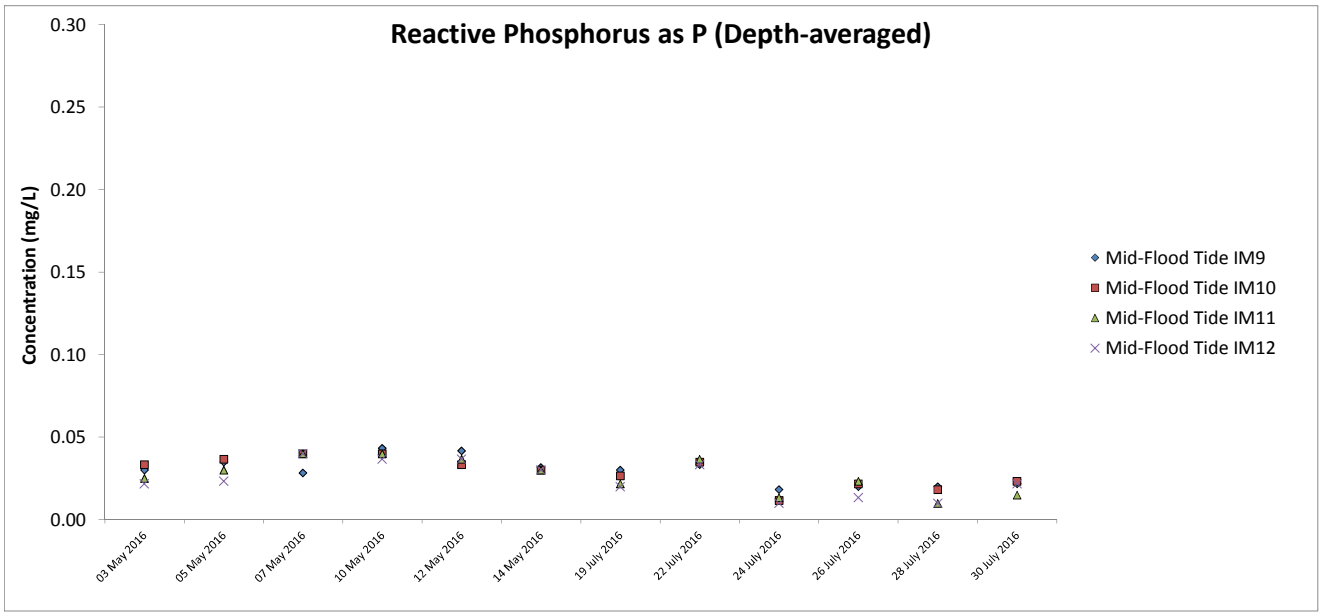
Reactive Phosphorus as P (Depth-averaged)
Concentration (mg/L)
0.30
0.25
0.20
0.15
0.10
0.05
0.00
03 May 2016
05 May 2016
07 May 2016
10 May 2016
12 May 2016
14 May 2016
19 July 2016
22 July 2016
24 July 2016
26 July 2016
28 July 2016
30 July 2016
Mid-Flood Tide IM9
Mid-Flood Tide IM10
Mid-Flood Tide IM11
Mid-Flood Tide IM12

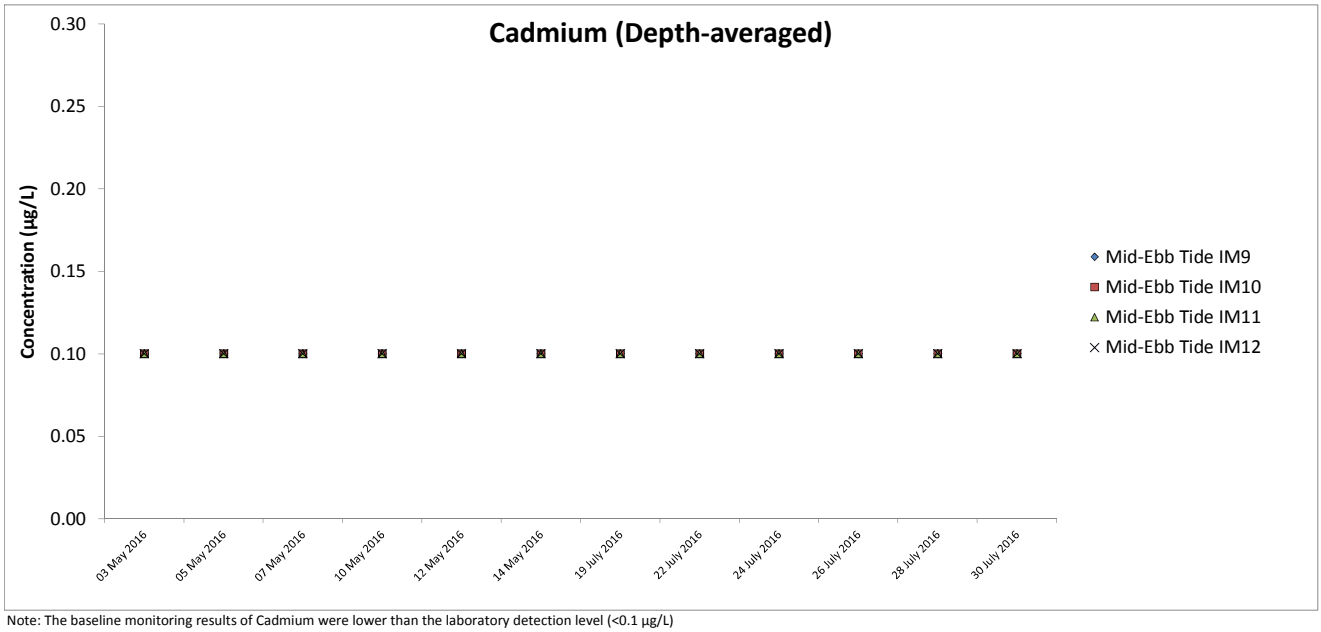

Note: The baseline monitoring results of Cadmium were lower than the laboratory detection level (<0.1 µg/L)

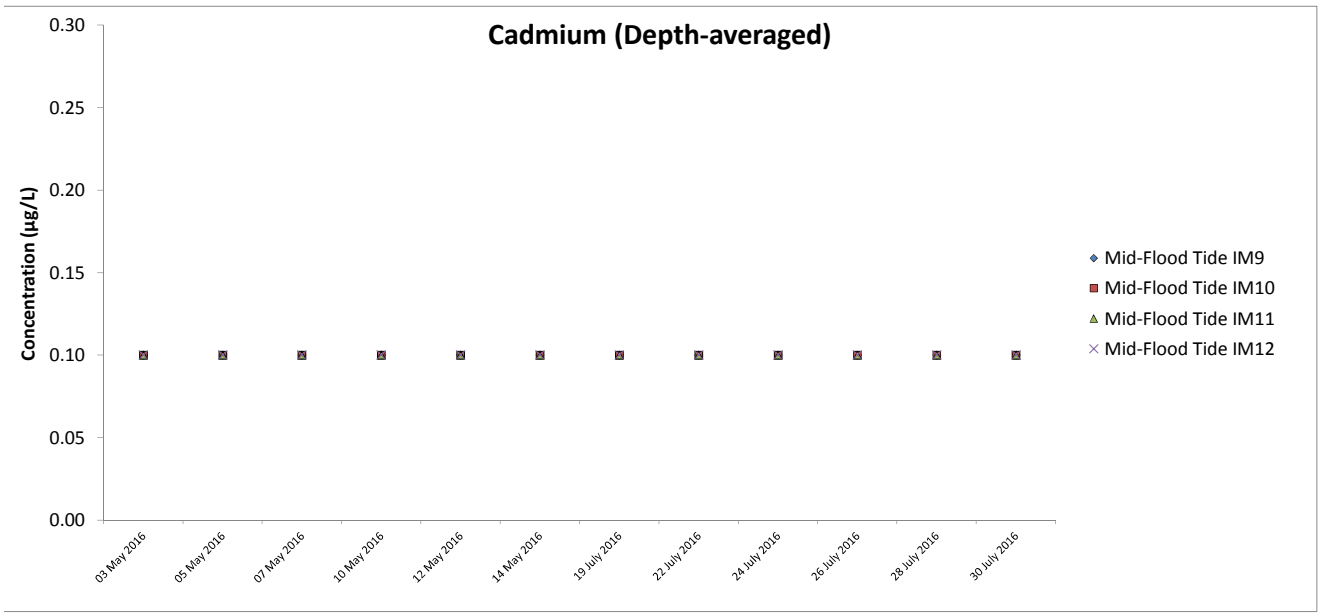

Note: The baseline monitoring results of Cadmium were lower than the laboratory detection level (<0.1 µg/L)

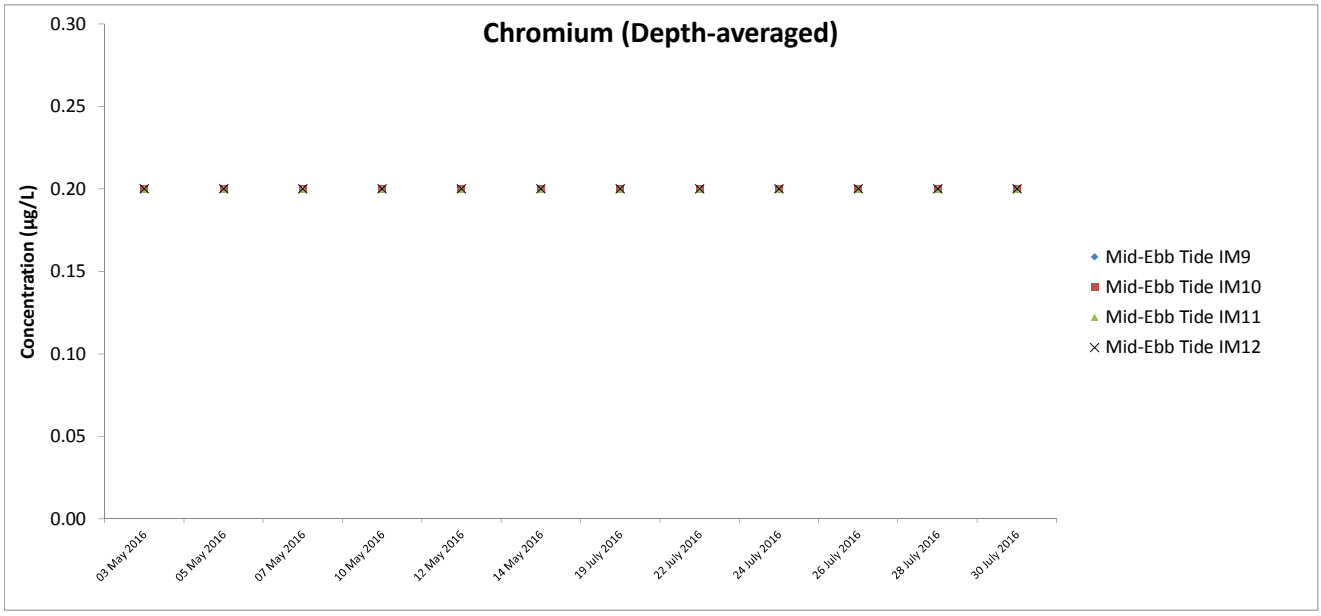

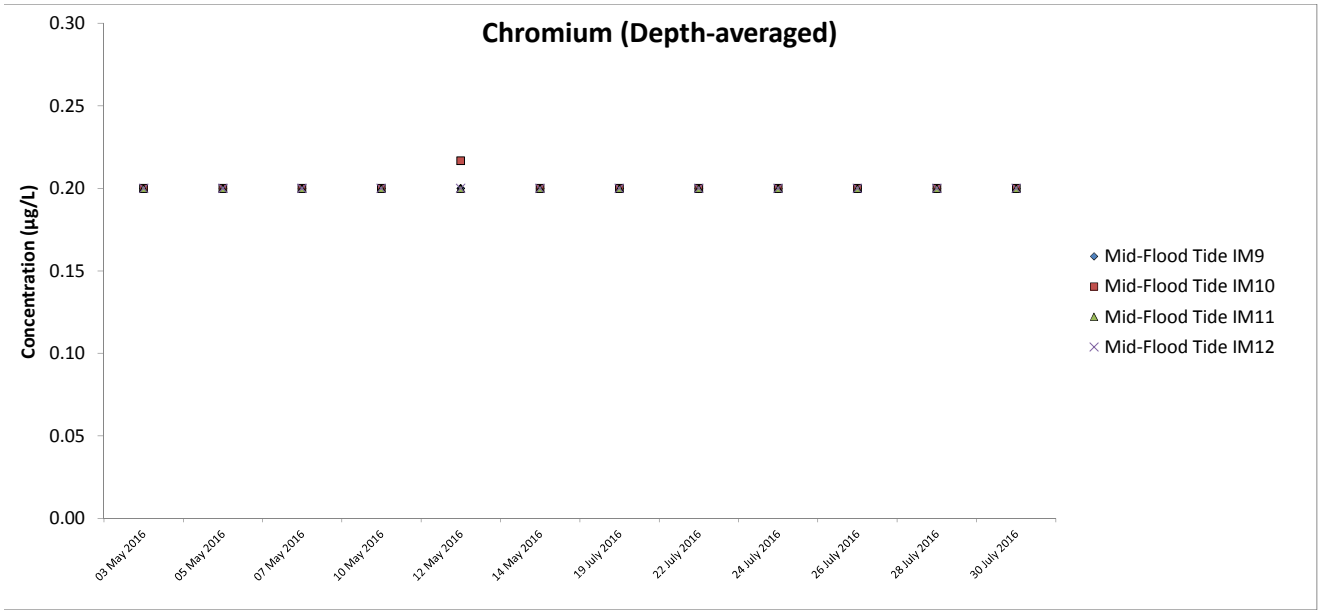

Note: The monitoring results of Chromium lower than the laboratory detection limit <0.2 µg/L were plotted as 0.2µg/L

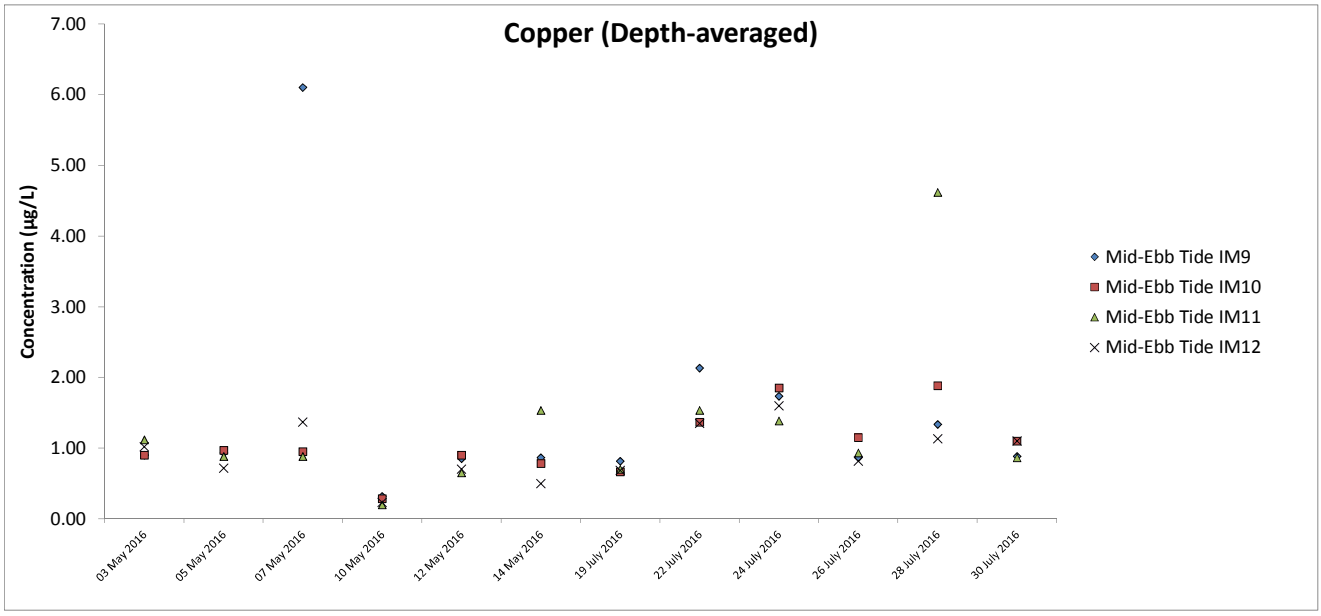
Copper (Depth-averaged)
Concentration (µg/L)
7.00
6.00
5.00
4.00
3.00
2.00
1.00
0.00
03 May 2016
05 May 2016
07 May 2016
10 May 2016
12 May 2016
14 May 2016
19 July 2016
22 July 2016
24 July 2016
26 July 2016
28 July 2016
30 July 2016
Mid-Ebb Tide IM9
Mid-Ebb Tide IM10
Mid-Ebb Tide IM11
Mid-Ebb Tide IM12

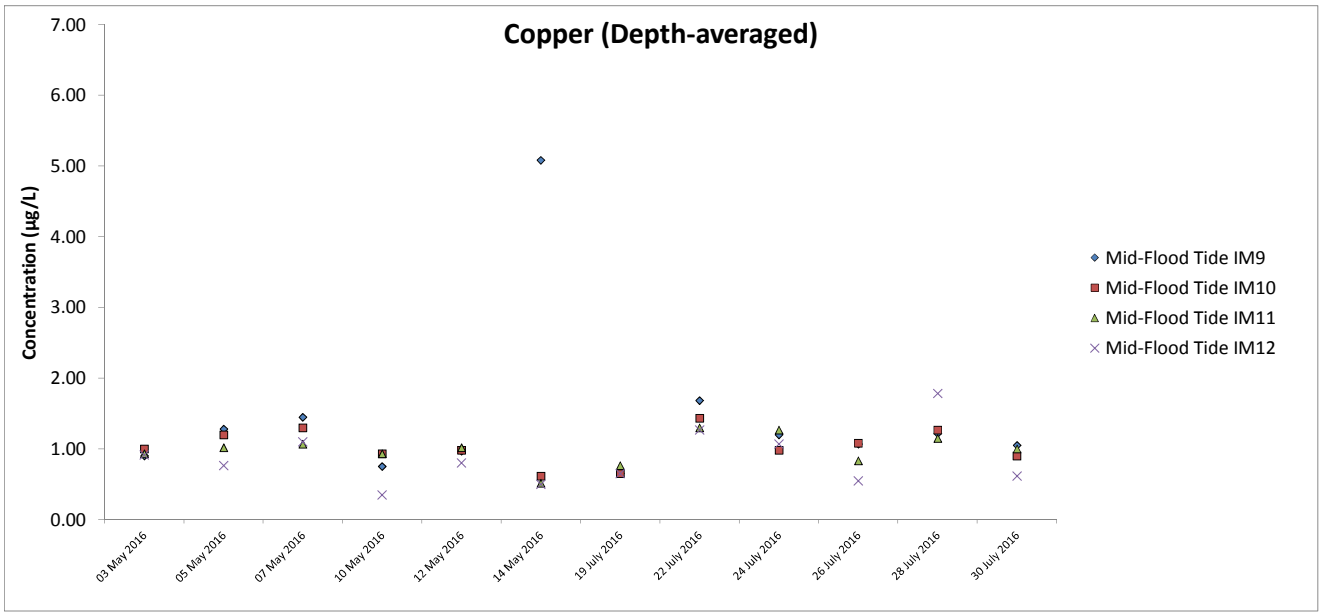
Copper (Depth-averaged)
Concentration (µg/L)
7.00
6.00
5.00
4.00
3.00
2.00
1.00
0.00
03 May 2016
05 May 2016
07 May 2016
10 May 2016
12 May 2016
14 May 2016
19 July 2016
22 July 2016
24 July 2016
26 July 2016
28 July 2016
30 July 2016
Mid-Flood Tide IM9
Mid-Flood Tide IM10
Mid-Flood Tide IM11
Mid-Flood Tide IM12

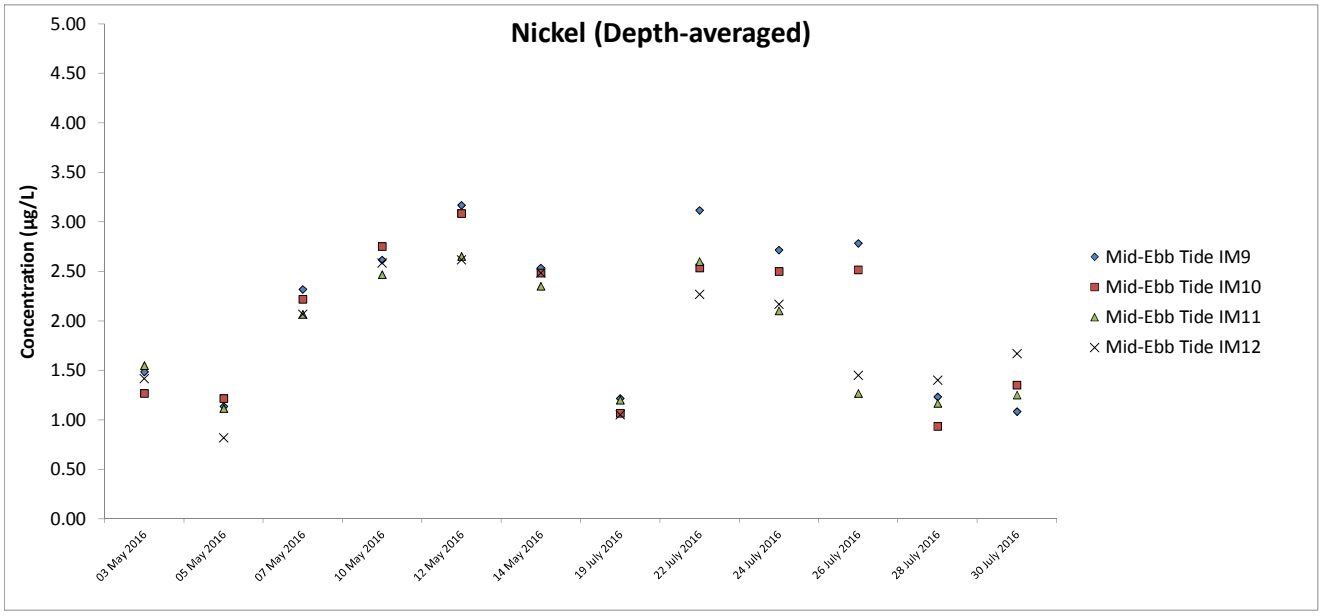
Nickel (Depth-averaged)
Concentration (µg/L)
5.00
4.50
4.00
3.50
3.00
2.50
2.00
1.50
1.00
0.50
0.00
03 May 2016
05 May 2016
07 May 2016
10 May 2016
12 May 2016
14 May 2016
19 July 2016
22 July 2016
24 July 2016
26 July 2016
28 July 2016
30 July 2016
Mid-Ebb Tide IM9
Mid-Ebb Tide IM10
Mid-Ebb Tide IM11
Mid-Ebb Tide IM12

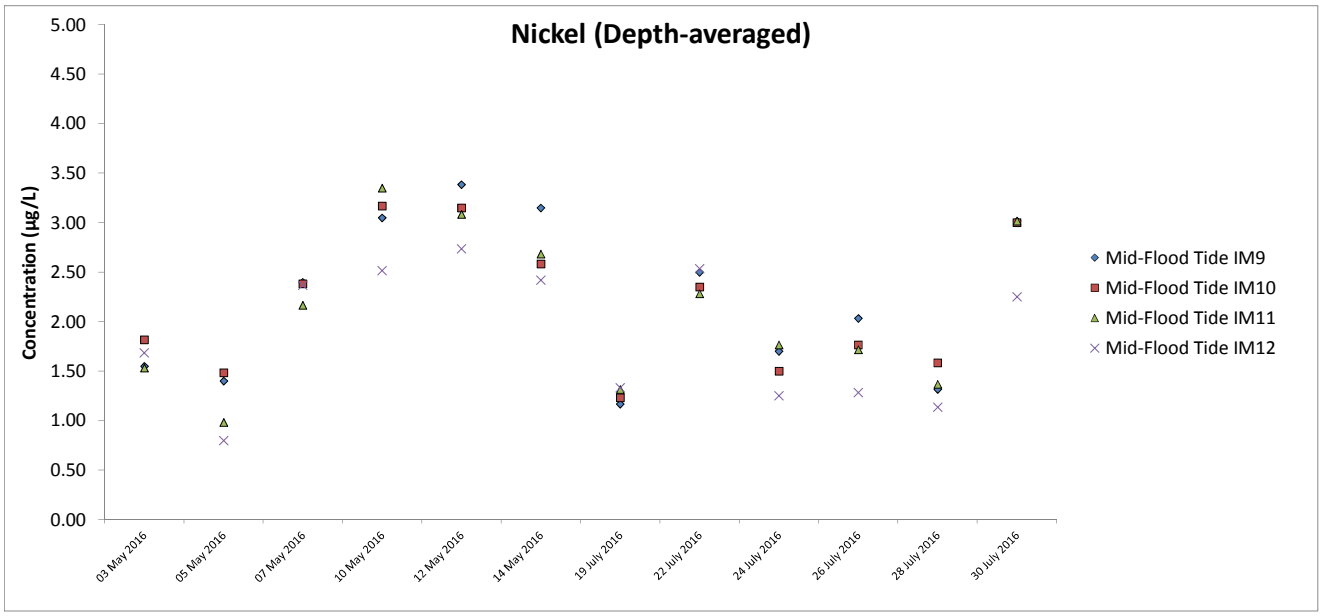
Nickel (Depth-averaged)
Concentration (µg/L)
5.00
4.50
4.00
3.50
3.00
2.50
2.00
1.50
1.00
0.50
0.00
03 May 2016
05 May 2016
07 May 2016
10 May 2016
12 May 2016
14 May 2016
19 July 2016
22 July 2016
24 July 2016
26 July 2016
28 July 2016
30 July 2016
Mid-Flood Tide IM9
Mid-Flood Tide IM10
Mid-Flood Tide IM11
Mid-Flood Tide IM12

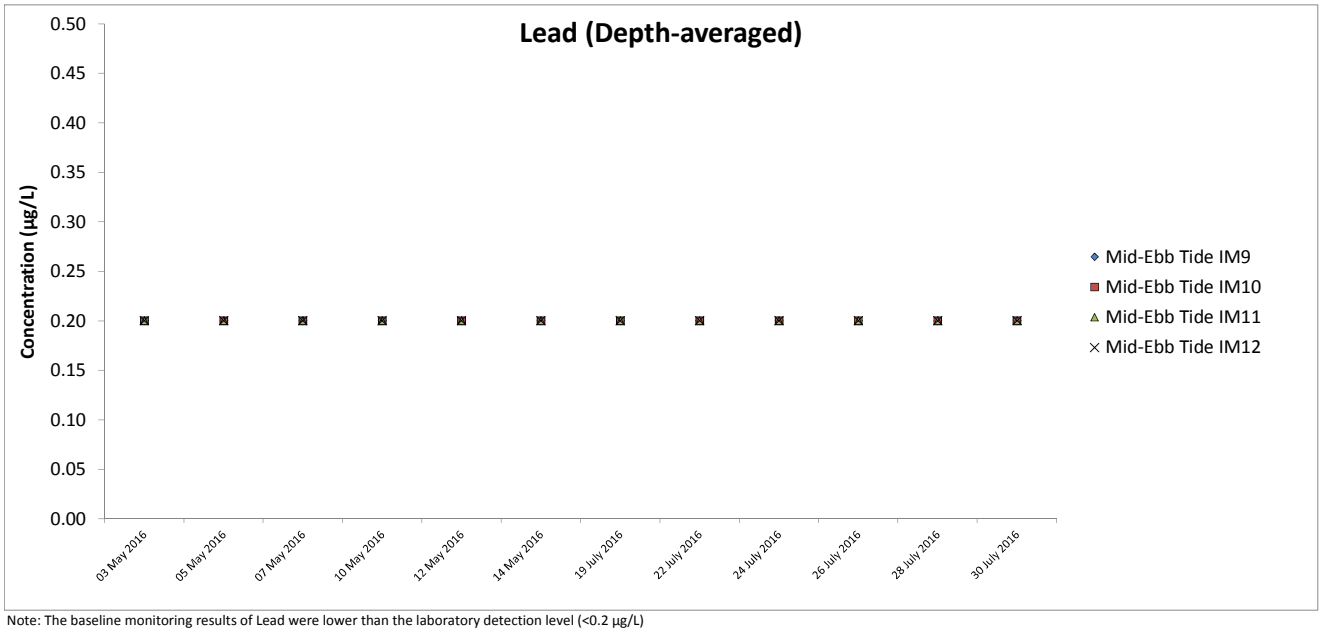

Note: The baseline monitoring results of Lead were lower than the laboratory detection level (<0.2 µg/L)

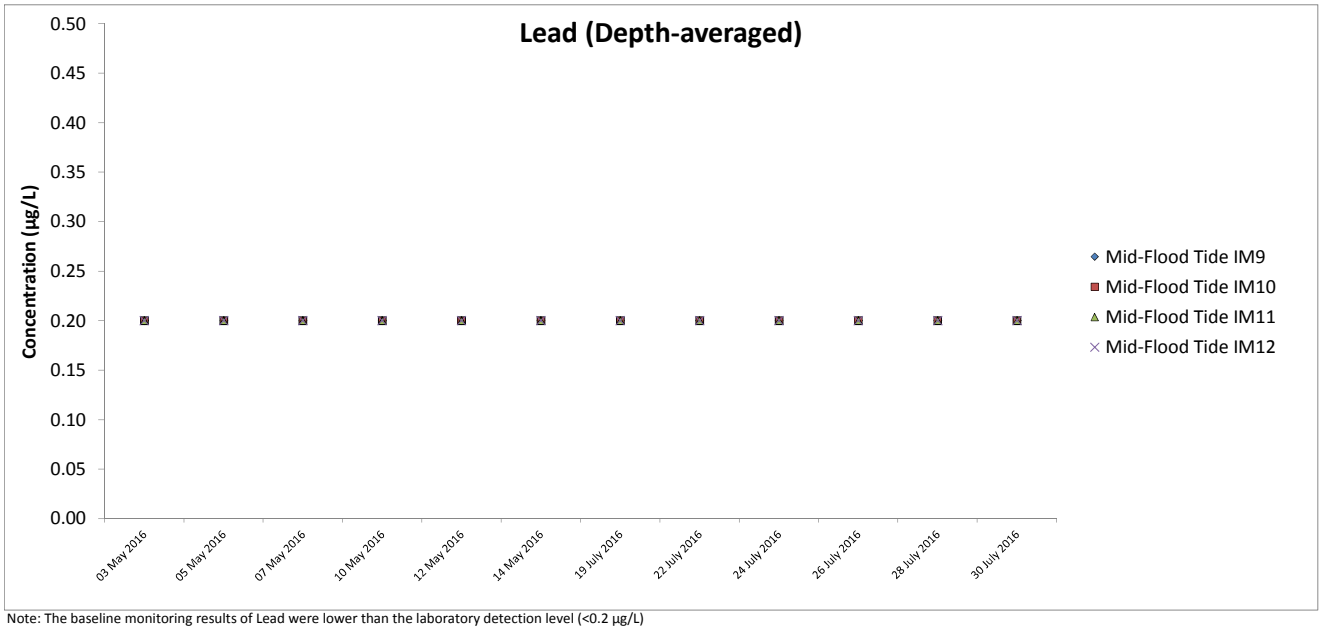

Note: The baseline monitoring results of Lead were lower than the laboratory detection level (<0.2 µg/L)

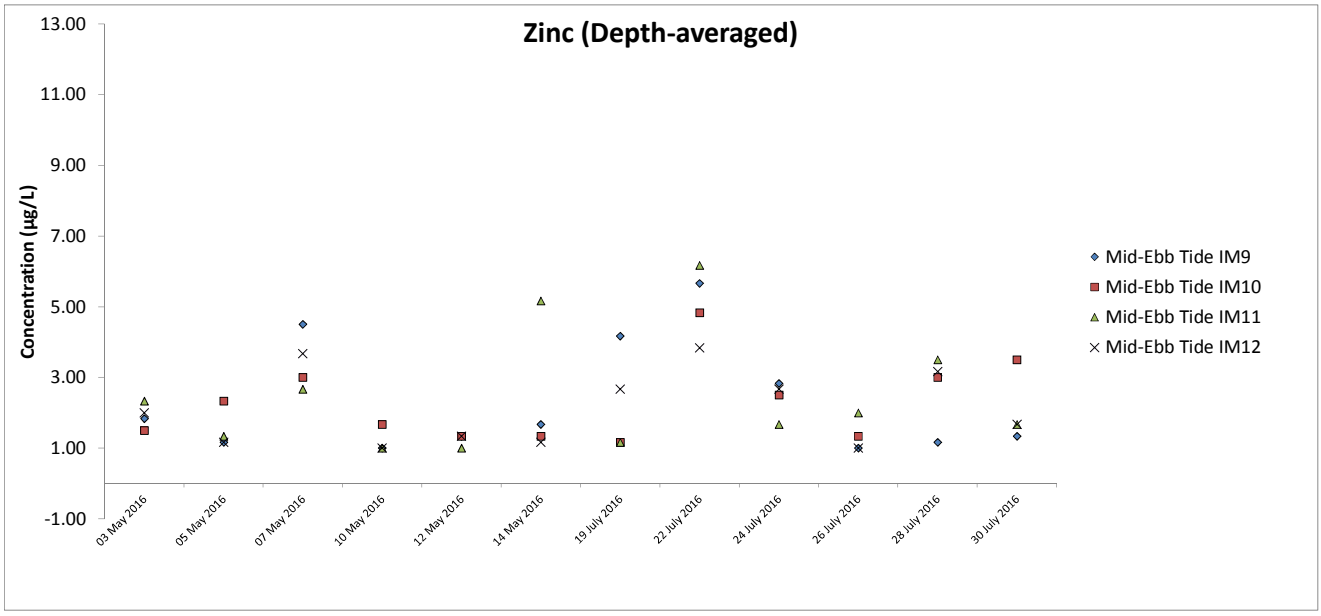
Zinc (Depth-averaged)
Concentration (µg/L)
13.00
11.00
9.00
7.00
5.00
3.00
1.00
-1.00
03 May 2016
05 May 2016
07 May 2016
10 May 2016
12 May 2016
14 May 2016
19 July 2016
22 July 2016
24 July 2016
26 July 2016
28 July 2016
30 July 2016
Mid-Ebb Tide IM9
Mid-Ebb Tide IM10
Mid-Ebb Tide IM11
Mid-Ebb Tide IM12

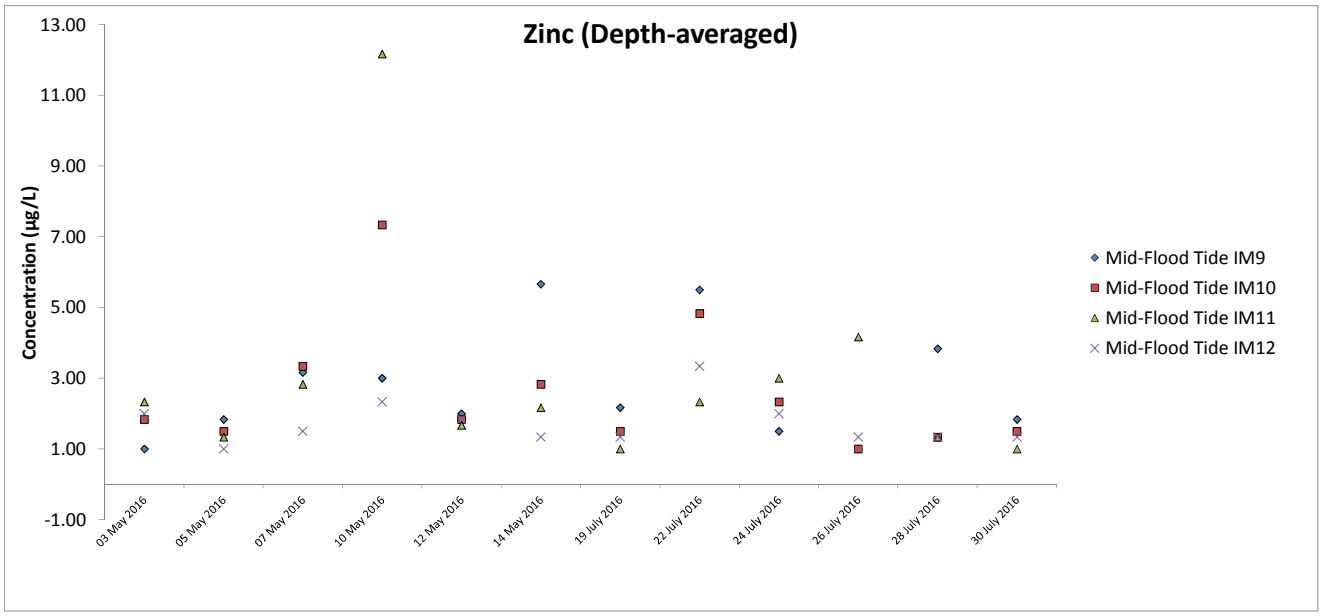
Zinc (Depth-averaged)
Concentration (µg/L)
13.00
11.00
9.00
7.00
5.00
3.00
1.00
-1.00
03 May 2016
05 May 2016
07 May 2016
10 May 2016
12 May 2016
14 May 2016
19 July 2016
22 July 2016
24 July 2016
26 July 2016
28 July 2016
30 July 2016
Mid-Flood Tide IM9
Mid-Flood Tide IM10
Mid-Flood Tide IM11
Mid-Flood Tide IM12

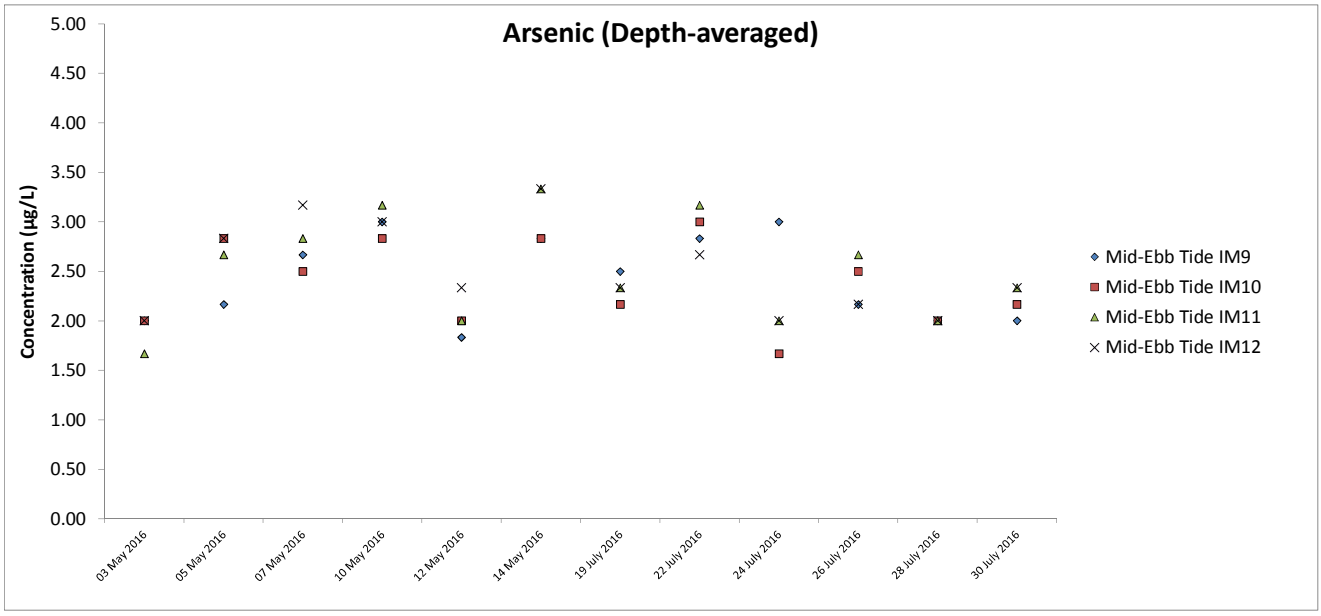
Arsenic (Depth-averaged)
Concentration (µg/L)
5.00
4.50
4.00
3.50
3.00
2.50
2.00
1.50
1.00
0.50
0.00
03 May 2016
05 May 2016
07 May 2016
10 May 2016
12 May 2016
14 May 2016
19 July 2016
22 July 2016
24 July 2016
26 July 2016
28 July 2016
30 July 2016
Mid-Ebb Tide IM9
Mid-Ebb Tide IM10
Mid-Ebb Tide IM11
Mid-Ebb Tide IM12

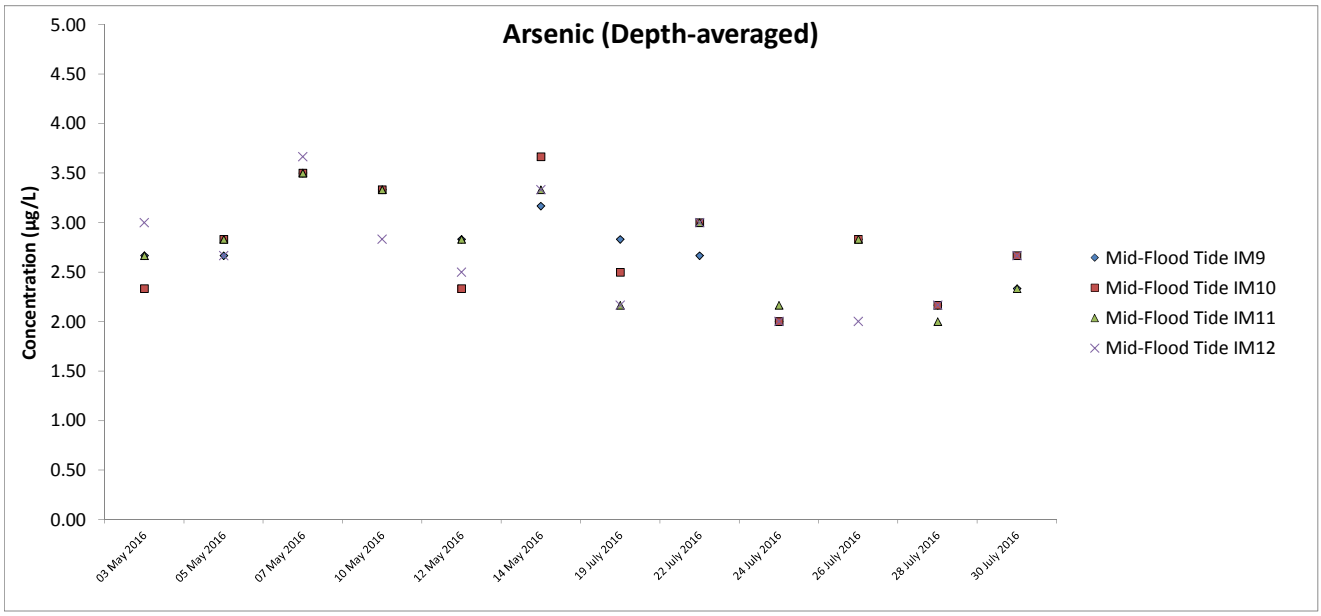
Arsenic (Depth-averaged)
Concentration (µg/L)
5.00
4.50
4.00
3.50
3.00
2.50
2.00
1.50
1.00
0.50
0.00
03 May 2016
05 May 2016
07 May 2016
10 May 2016
12 May 2016
14 May 2016
19 July 2016
22 July 2016
24 July 2016
26 July 2016
28 July 2016
30 July 2016
Mid-Flood Tide IM9
Mid-Flood Tide IM10
Mid-Flood Tide IM11
Mid-Flood Tide IM12

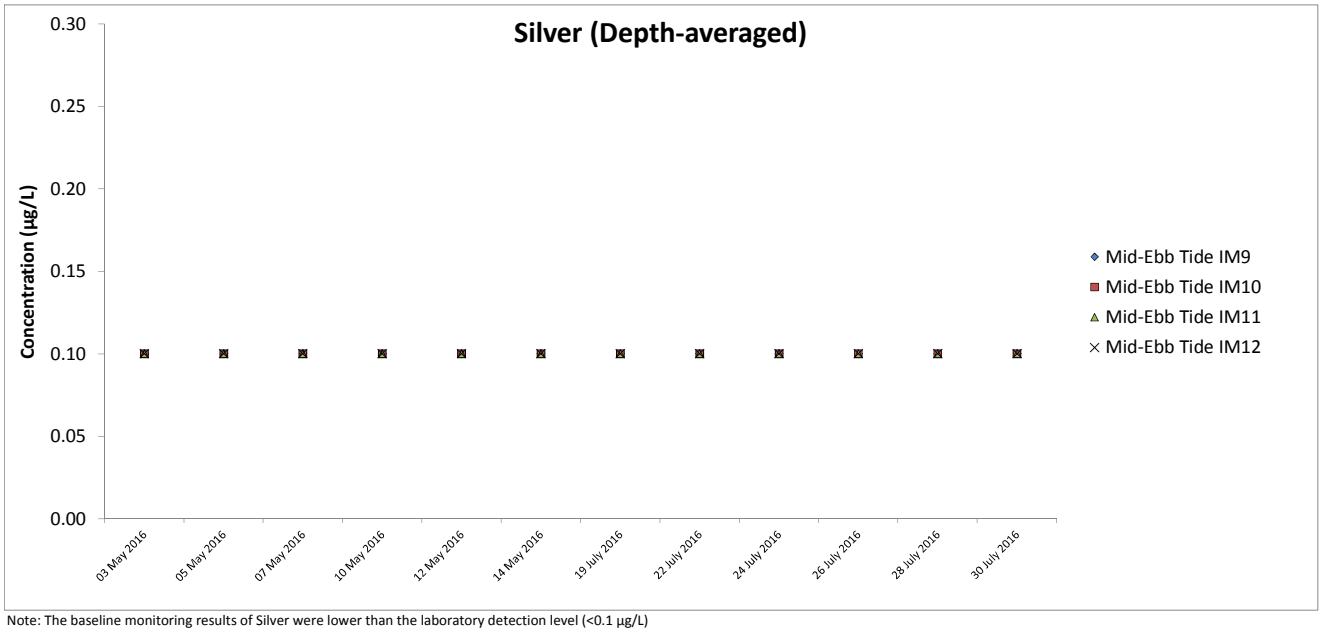

Note: The baseline monitoring results of Silver were lower than the laboratory detection level (<0.1 µg/L)

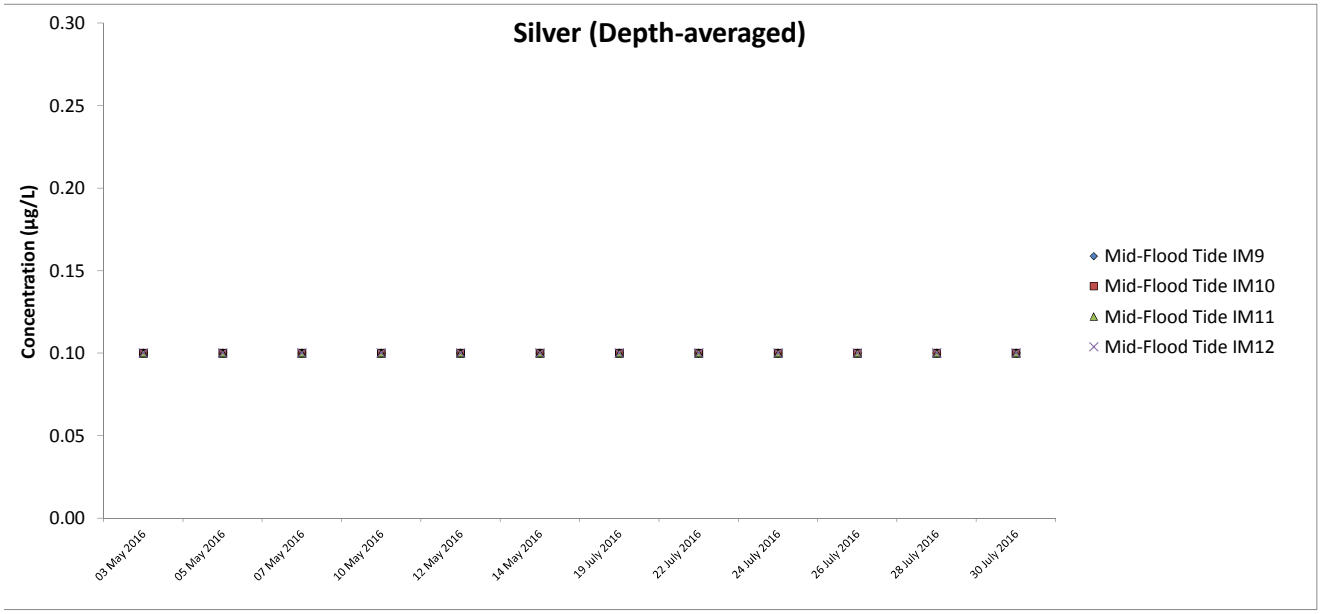

Note: The baseline monitoring results of Silver were lower than the laboratory detection level (<0.1 µg/L)

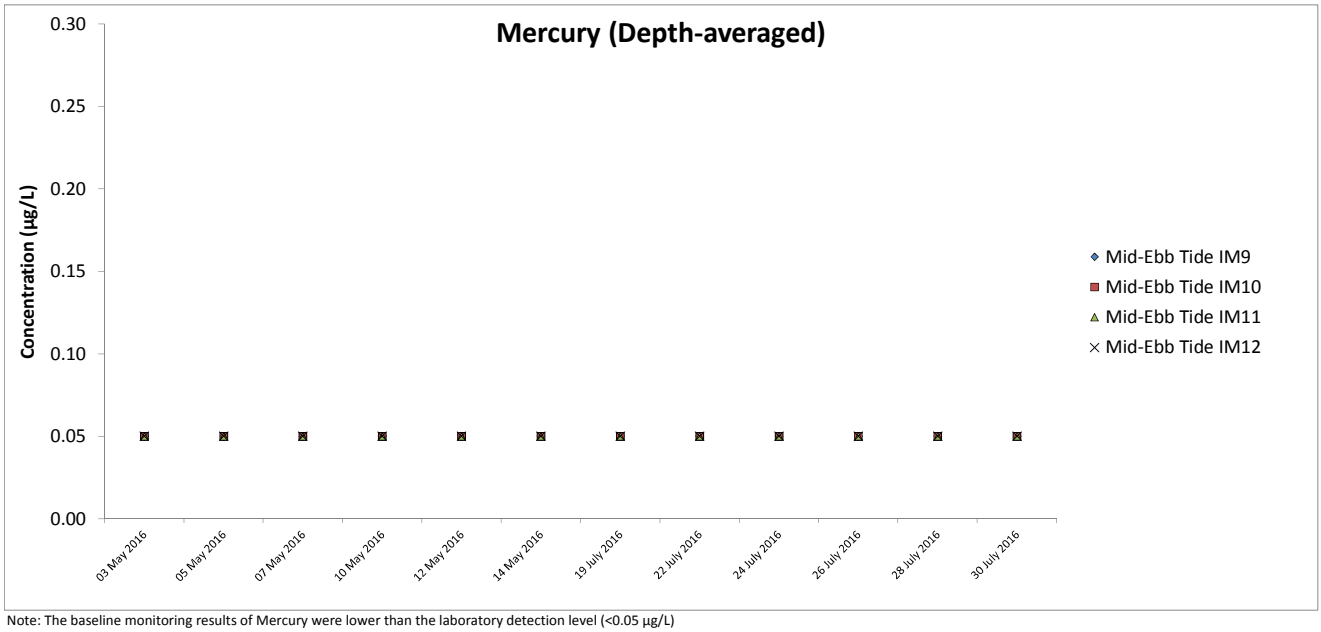

Note: The baseline monitoring results of Mercury were lower than the laboratory detection level (<0.05 µg/L)

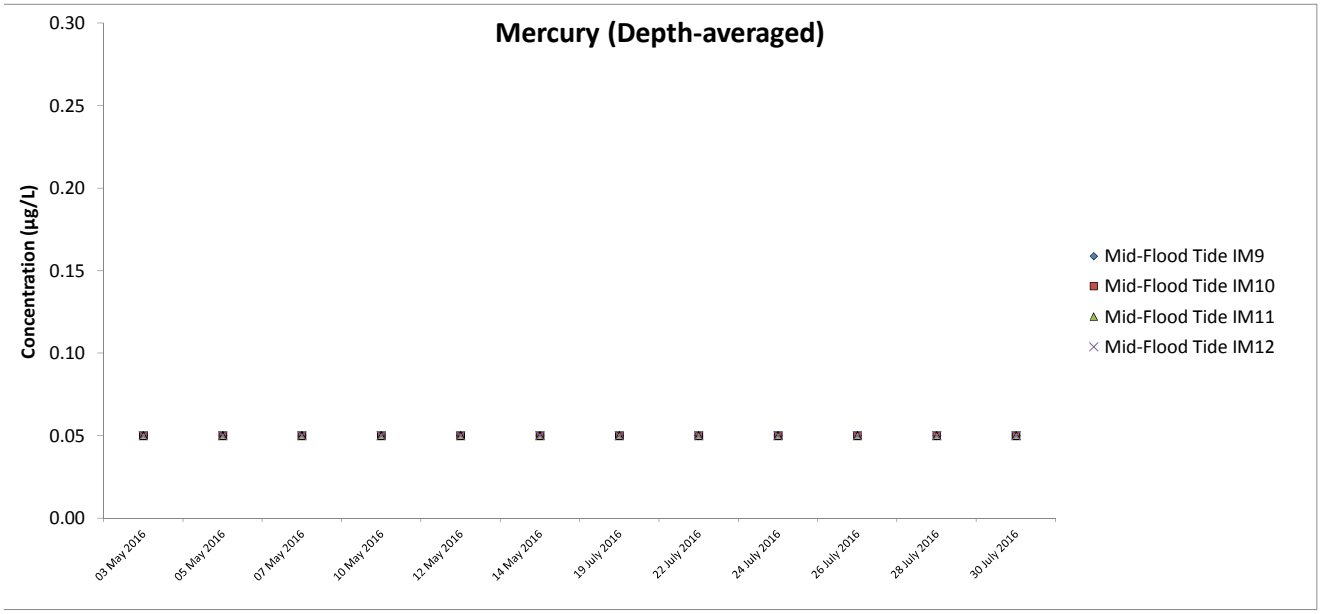

Note: The baseline monitoring results of Mercury were lower than the laboratory detection level (<0.05 µg/L)

Annex II. Graphical Presentation of the Baseline Monitoring Result (August to September 2016)

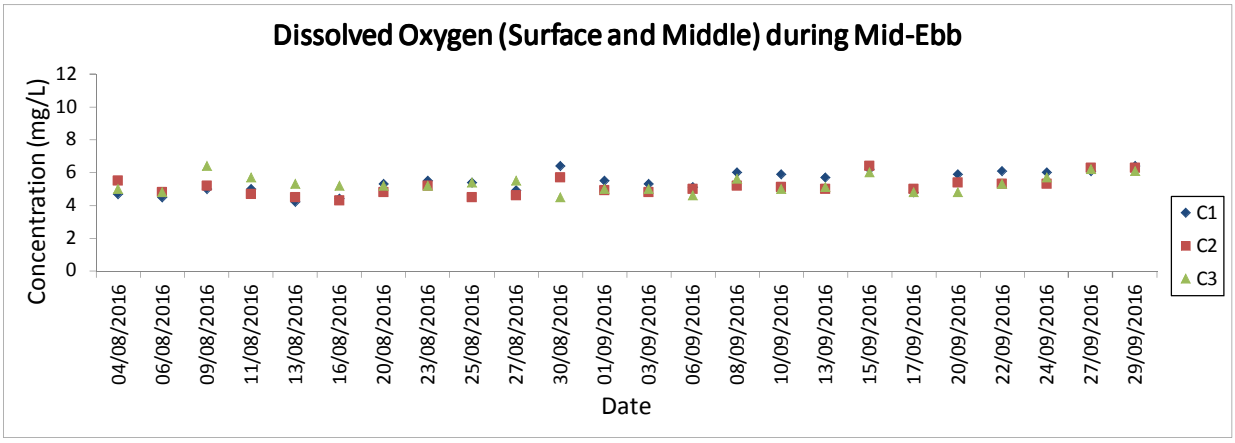

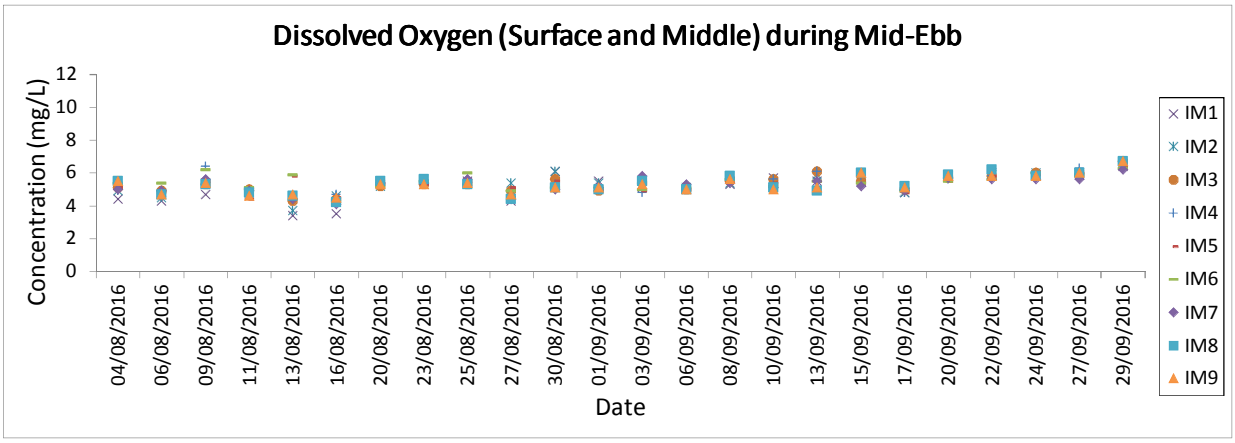

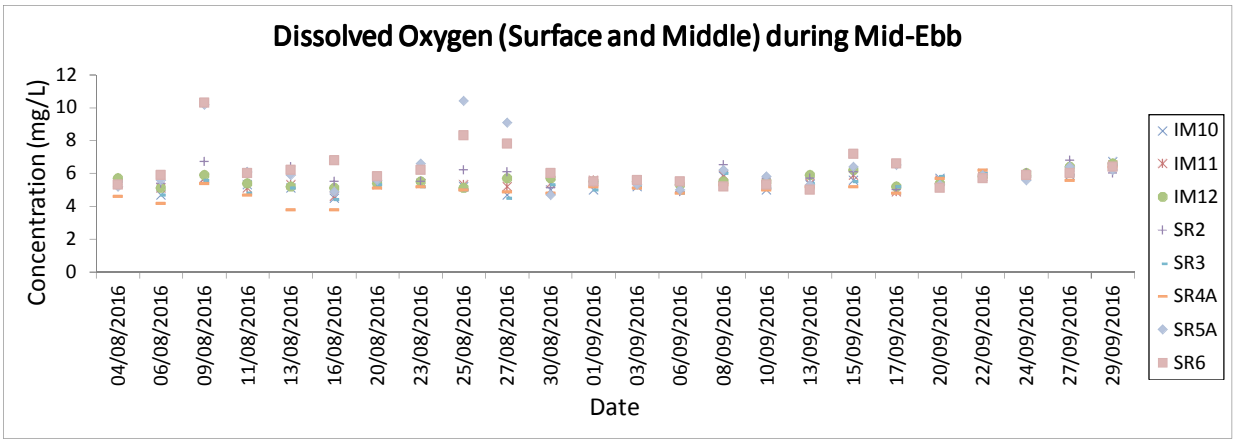

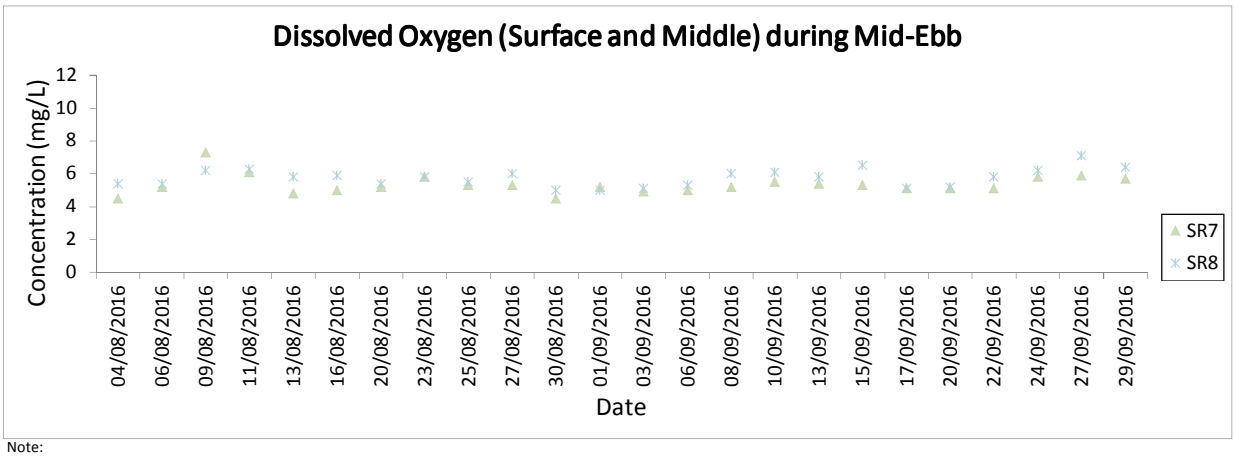

Note:
The scheduled water quality monitoring on 2 August 2016 during ebb and flood tides and 18 August 2016 during ebb tide were cancelled due to adverse weather conditions.

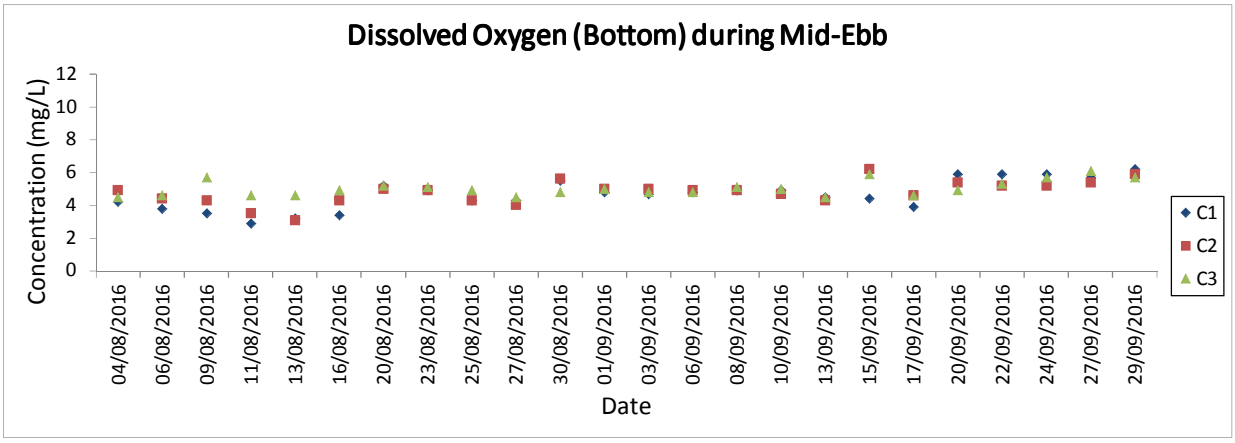

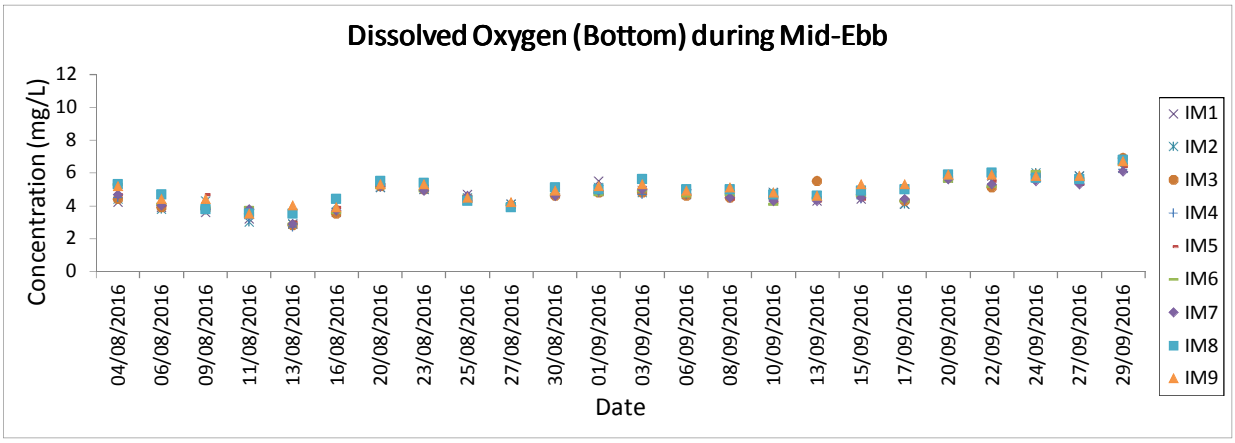

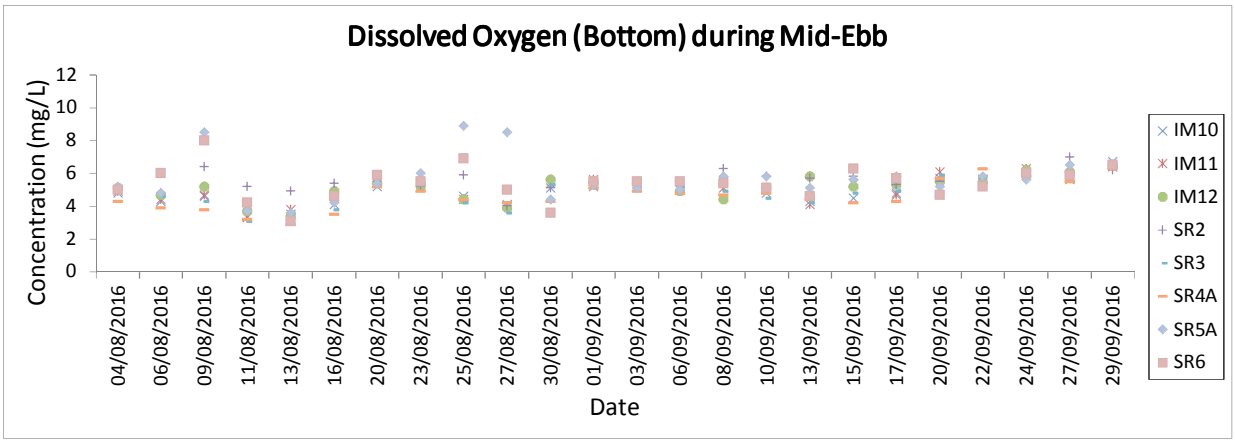

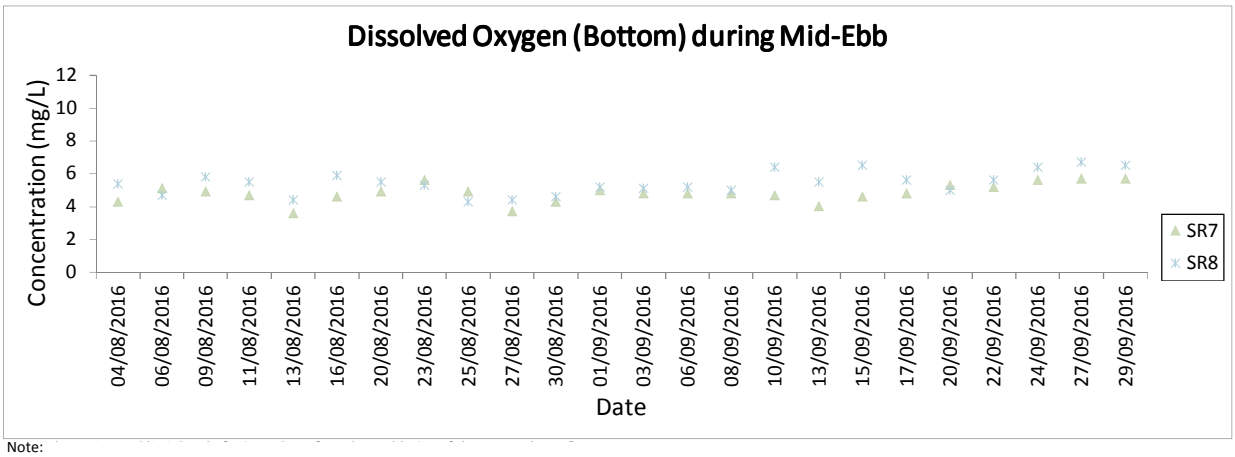

Note:
The scheduled water quality monitoring on 2 August 2016 during ebb and flood tides and 18 August 2016 during ebb tide were cancelled due to adverse weather conditions.

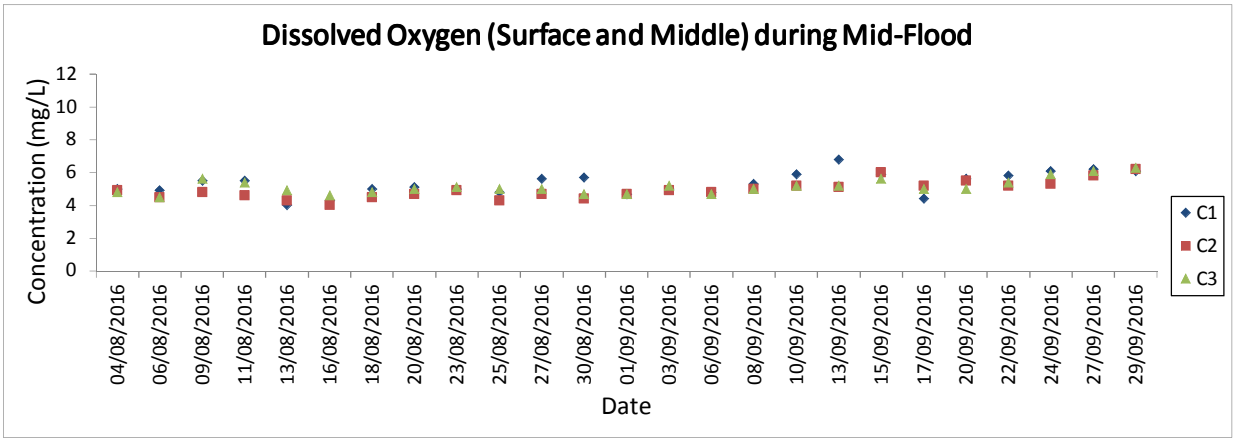

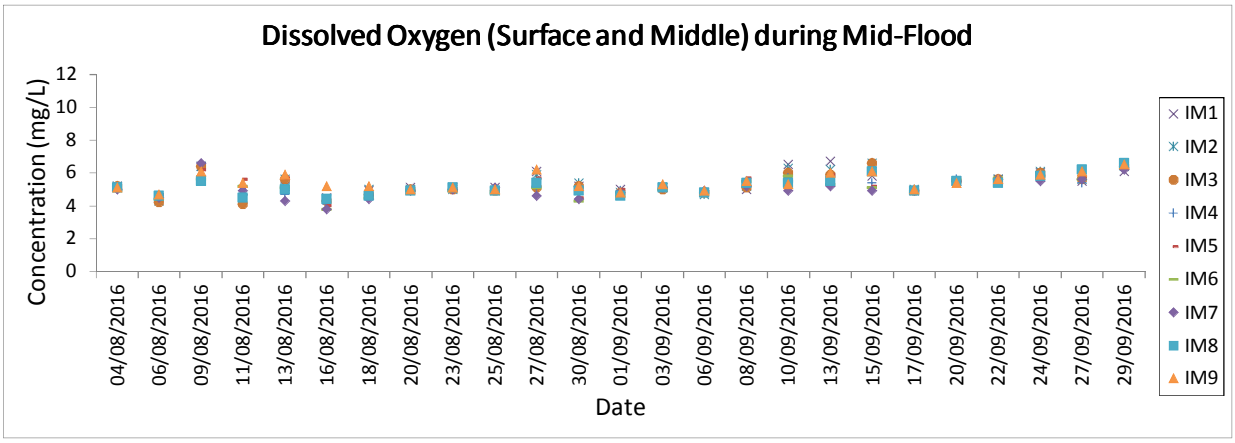

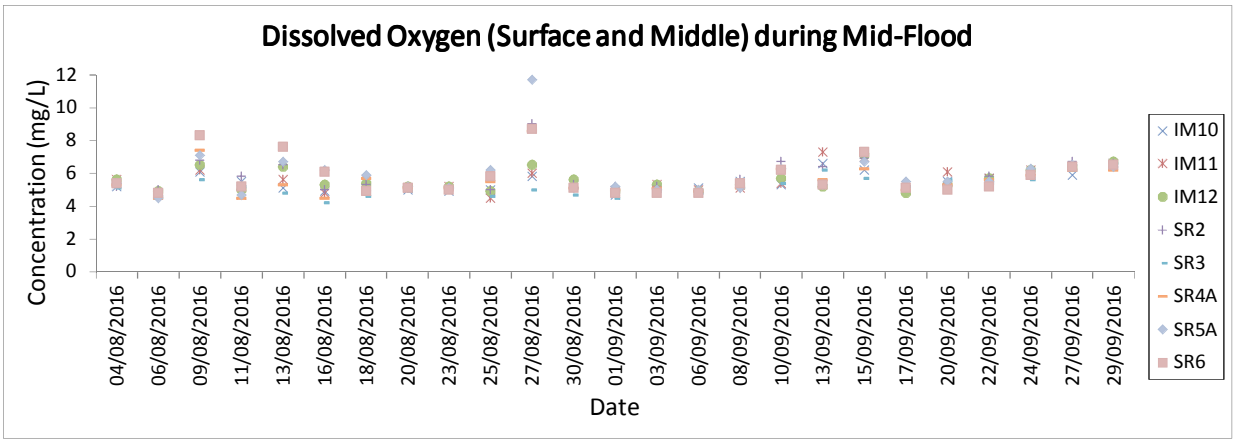

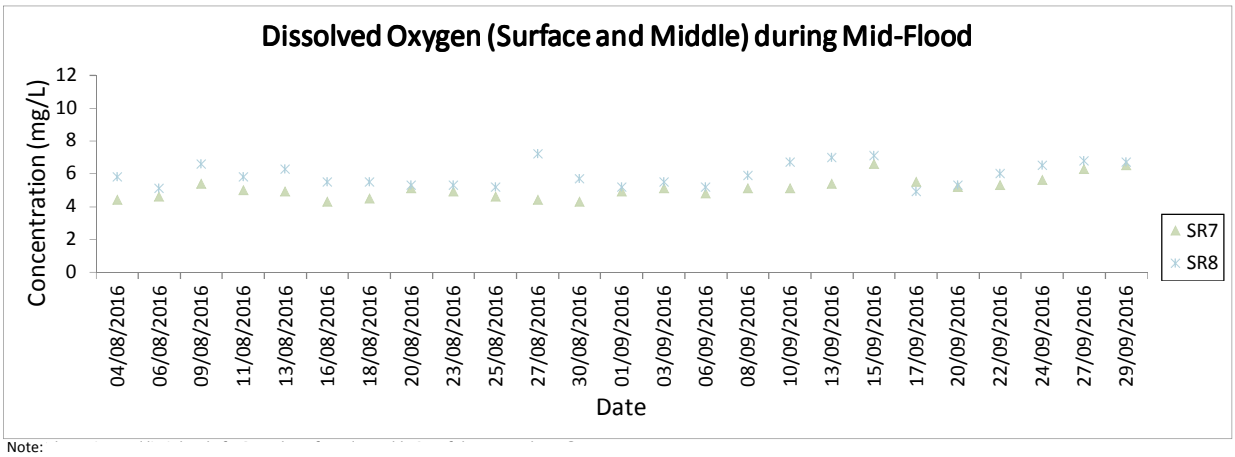

Note:
The scheduled water quality monitoring on 2 August 2016 during ebb and flood tides and 18 August 2016 during ebb tide were cancelled due to adverse weather conditions.

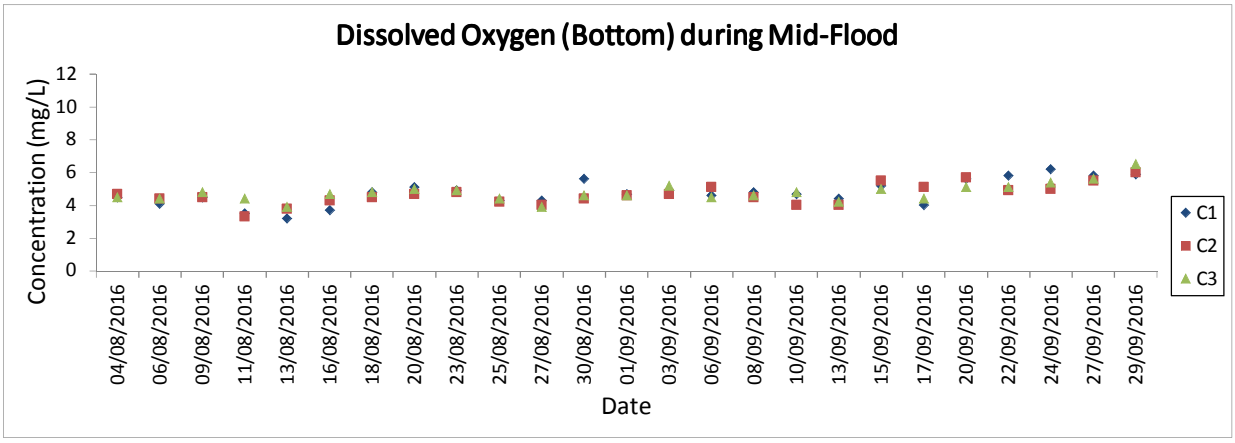

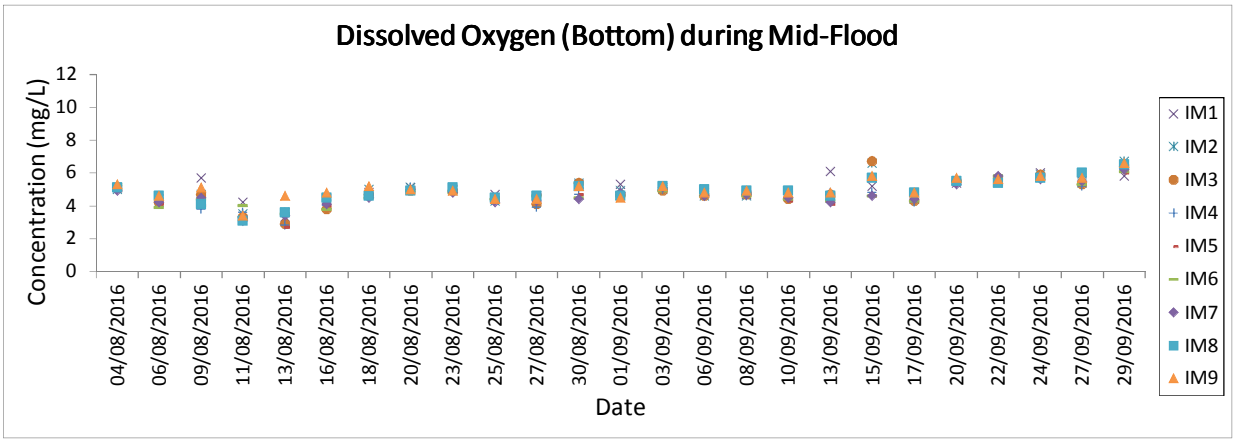

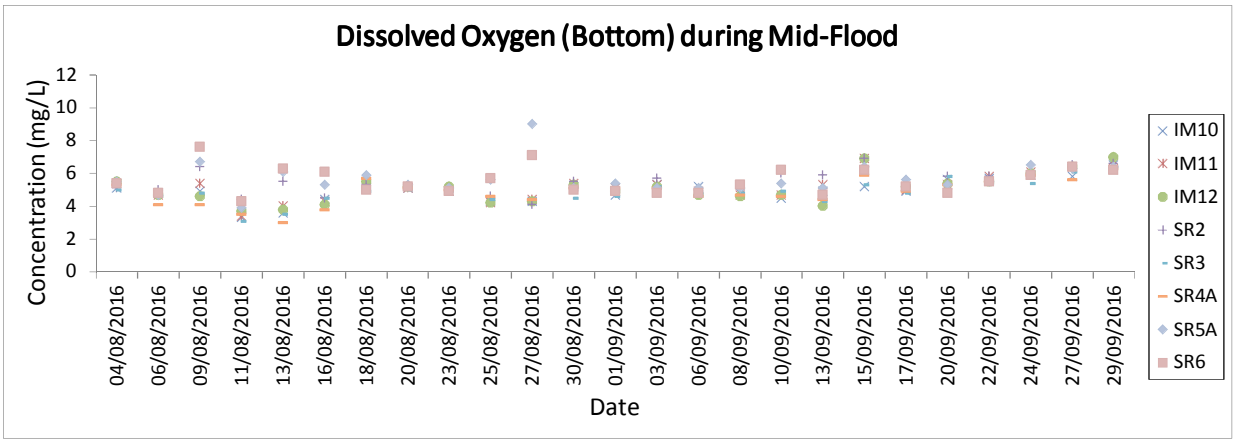

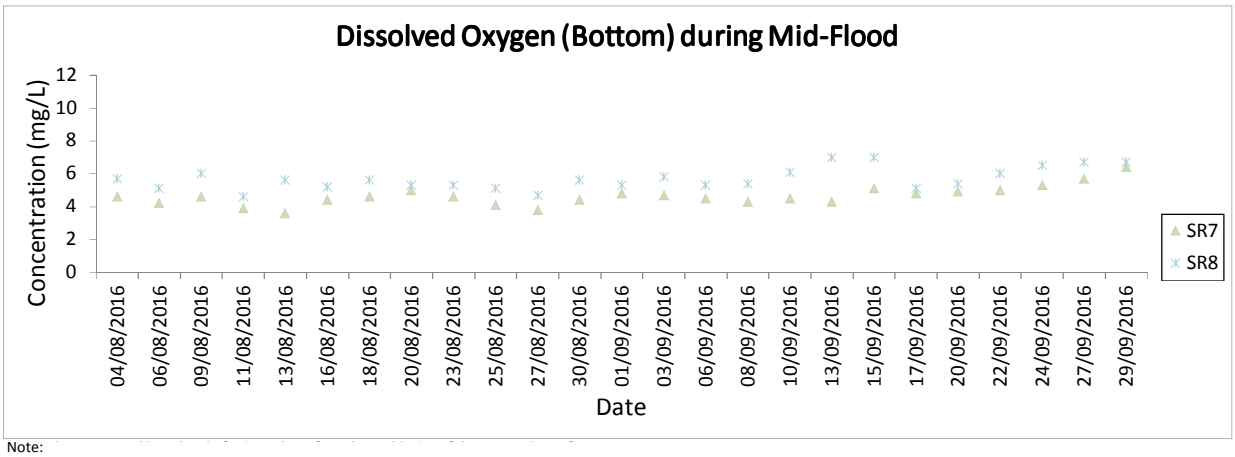

Note:
The scheduled water quality monitoring on 2 August 2016 during ebb and flood tides and 18 August 2016 during ebb tide were cancelled due to adverse weather conditions.

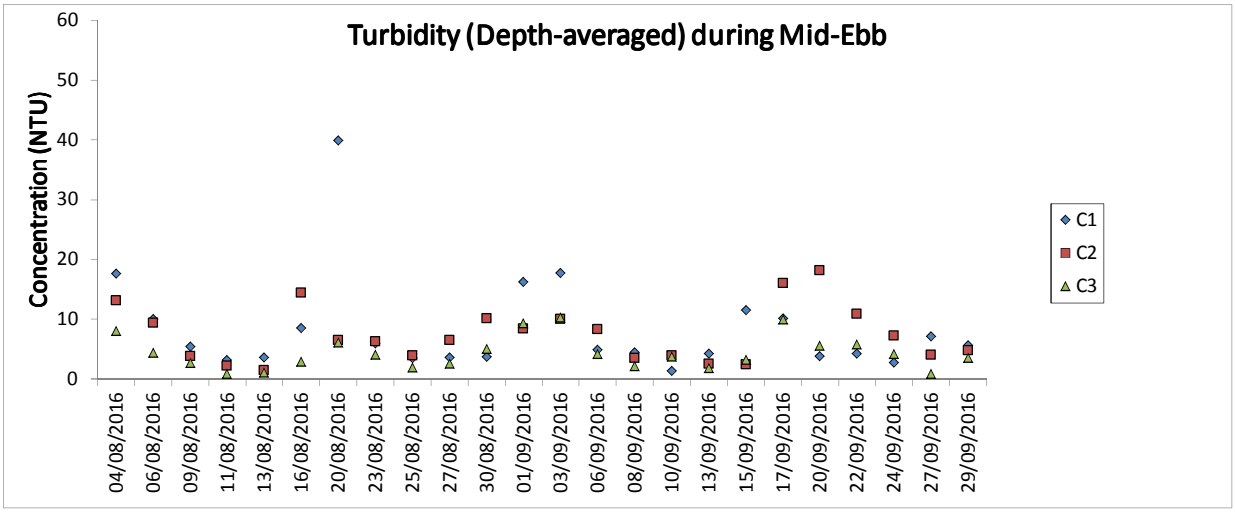

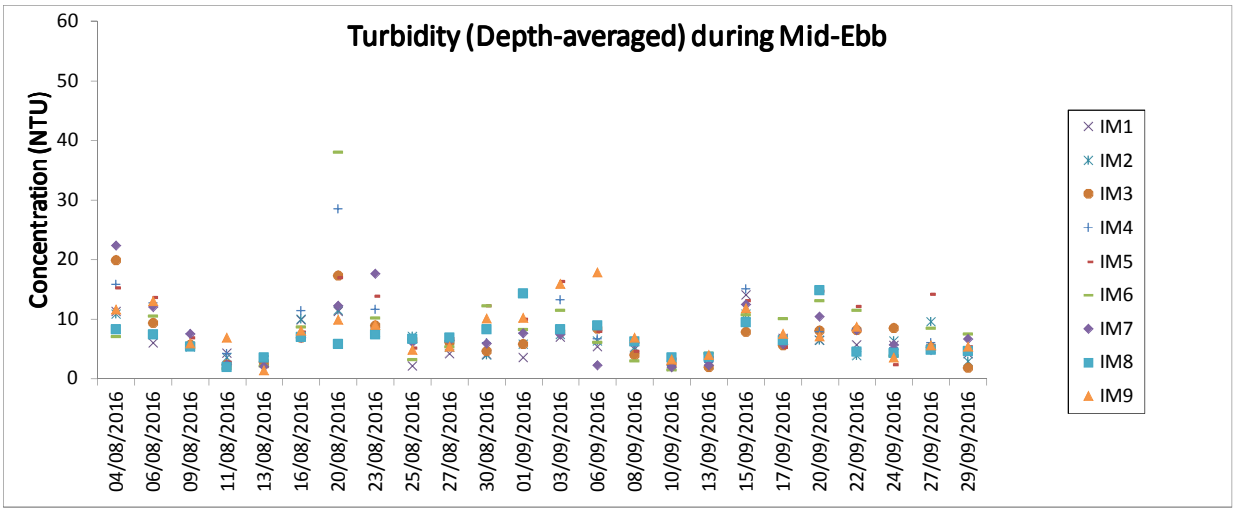

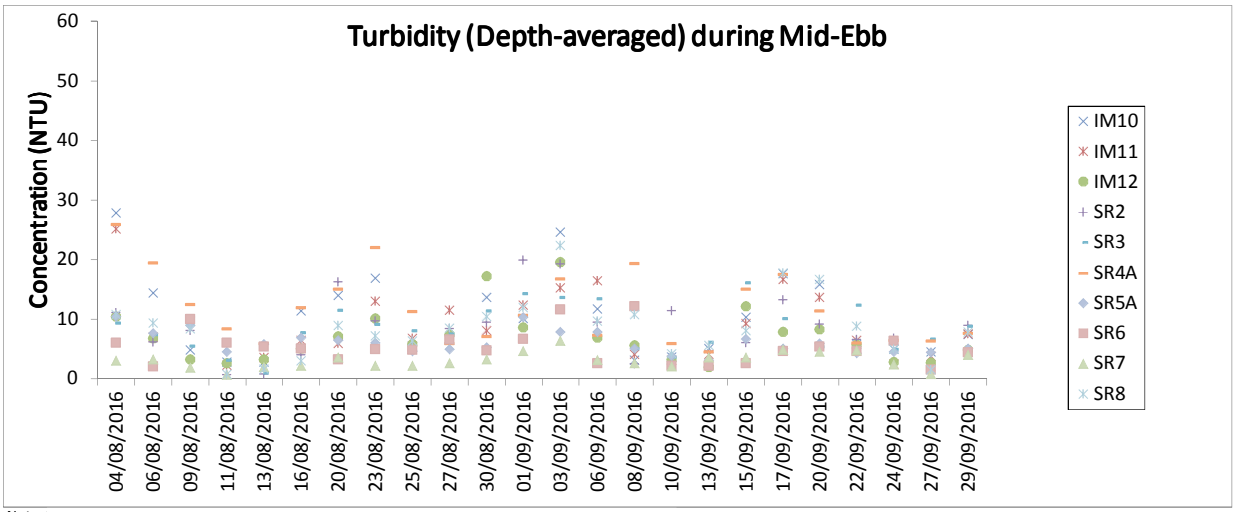

Note:
The scheduled water quality monitoring on 2 August 2016 during ebb and flood tides and 18 August 2016 during ebb tide were cancelled due to adverse weather conditions.

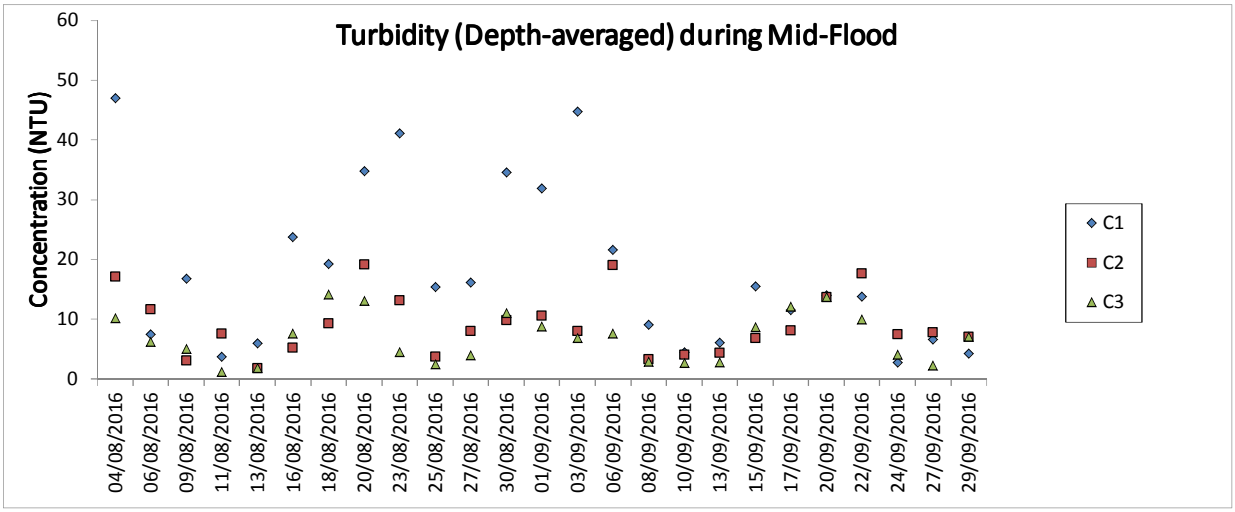

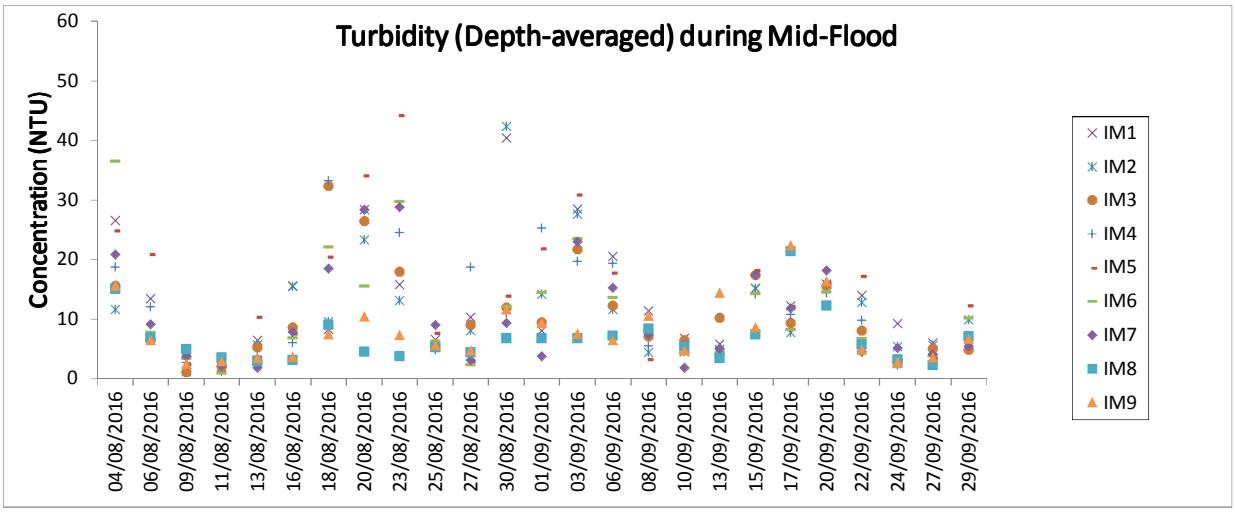

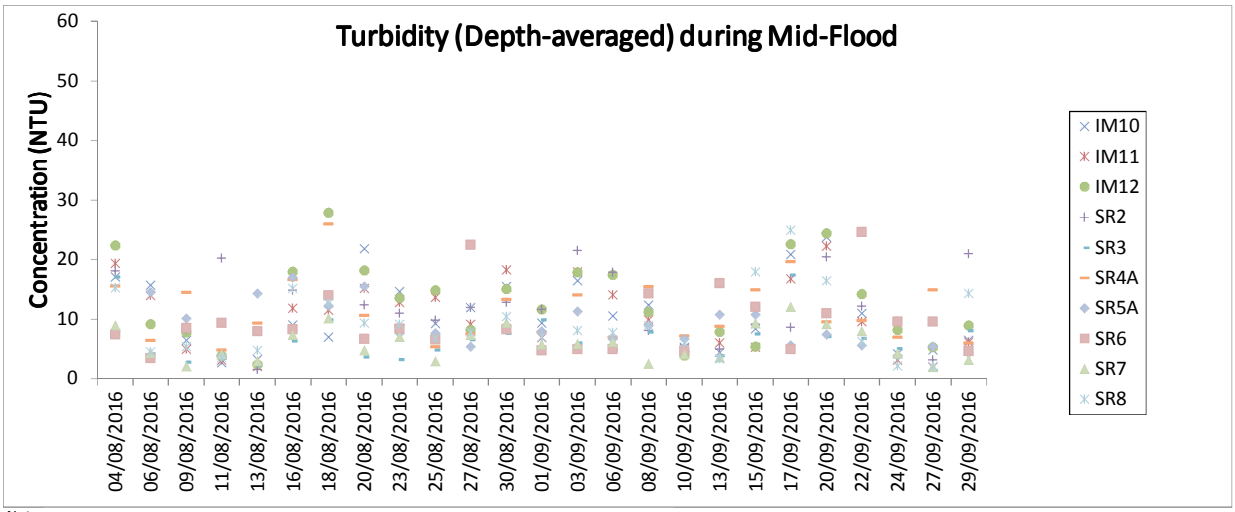

Note:
The scheduled water quality monitoring on 2 August 2016 during ebb and flood tides and 18 August 2016 during ebb tide were cancelled due to adverse weather conditions.

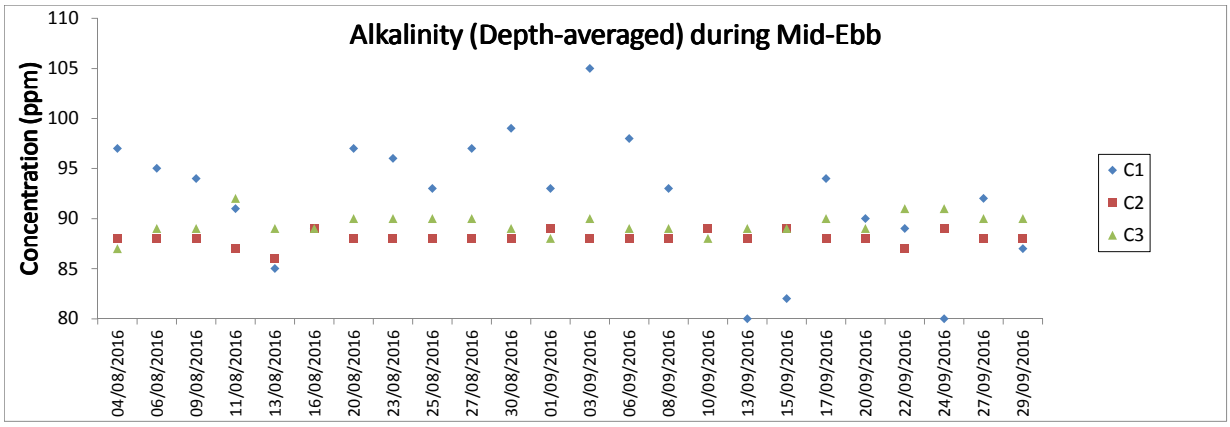

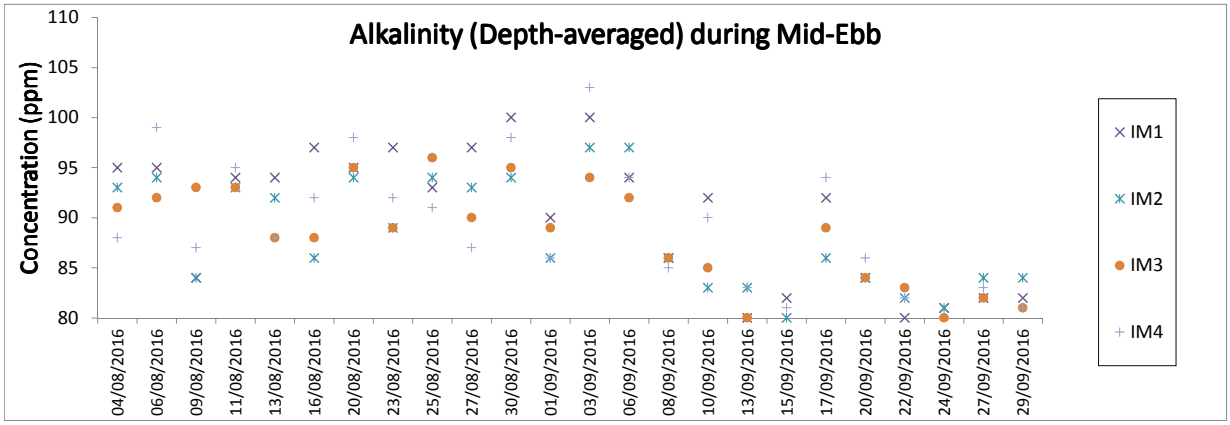

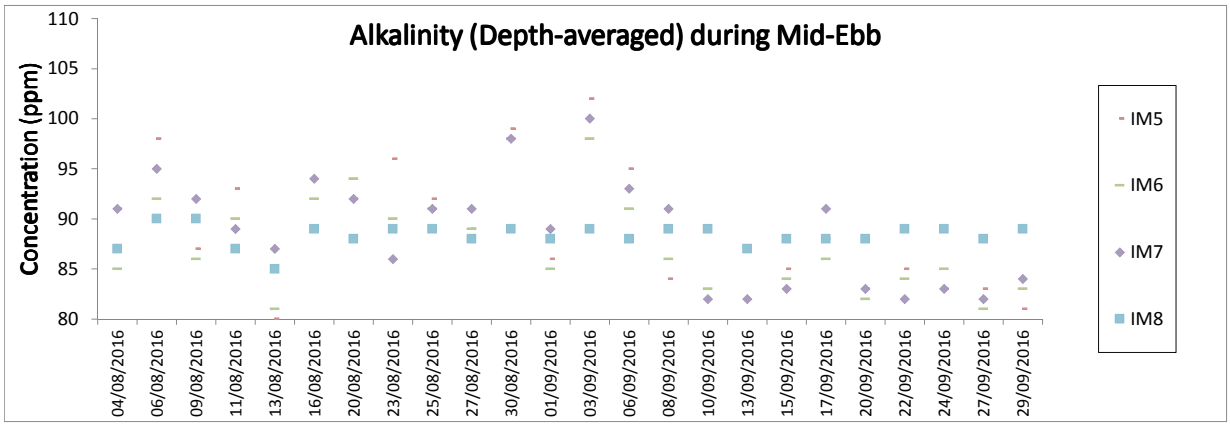

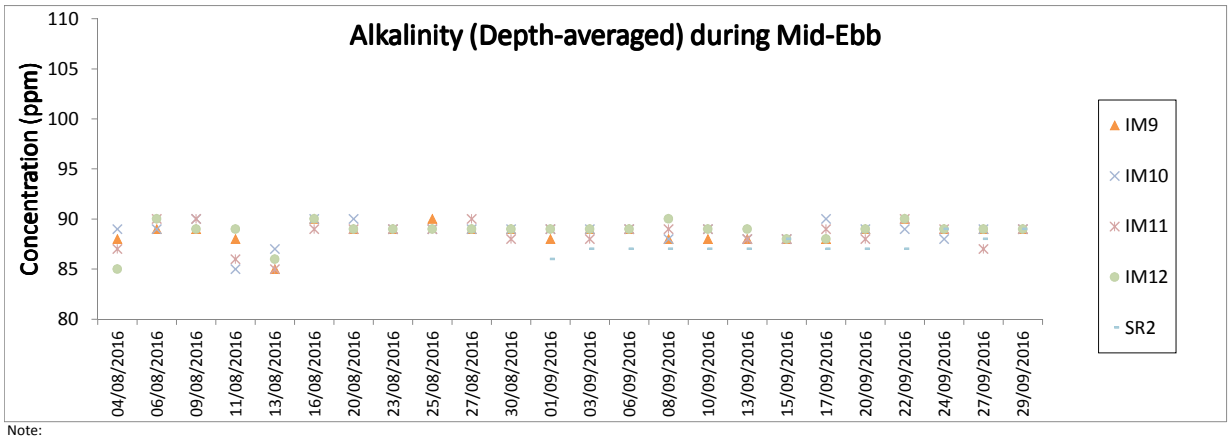

Note:
The scheduled water quality monitoring on 2 August 2016 during ebb and flood tides and 18 August 2016 during ebb tide were cancelled due to adverse weather conditions.

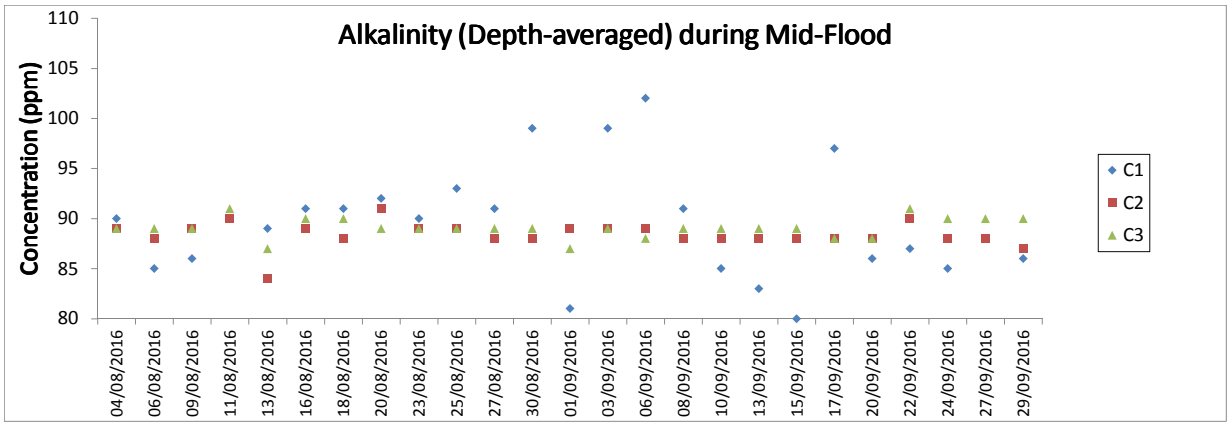

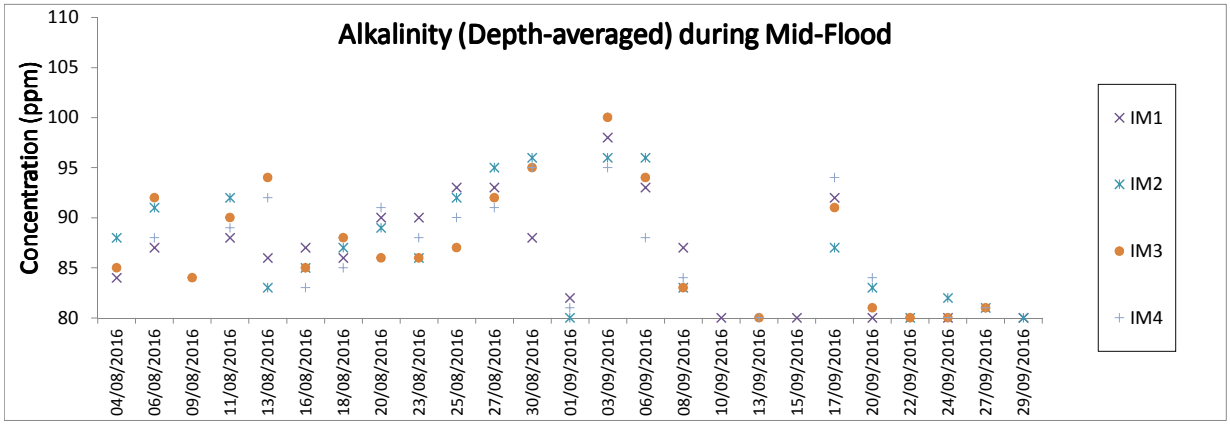

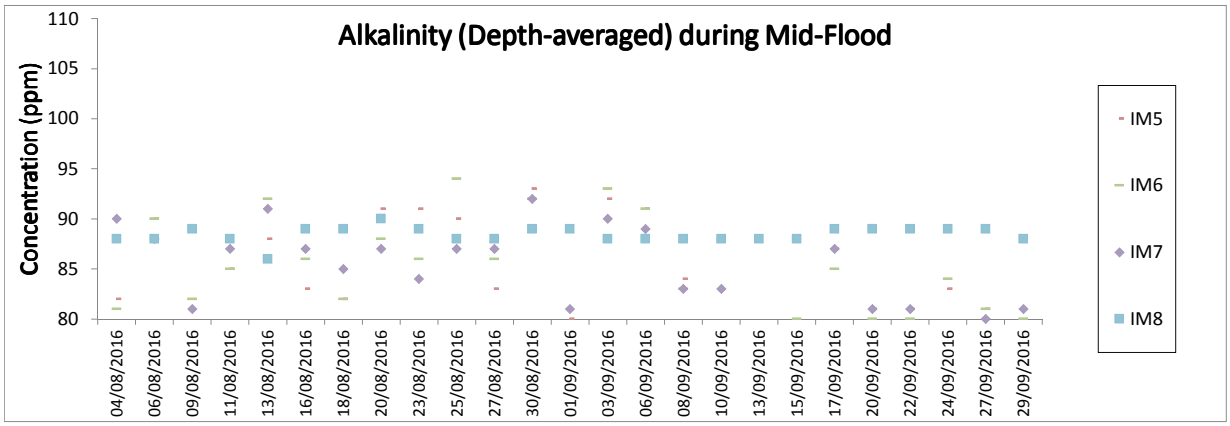

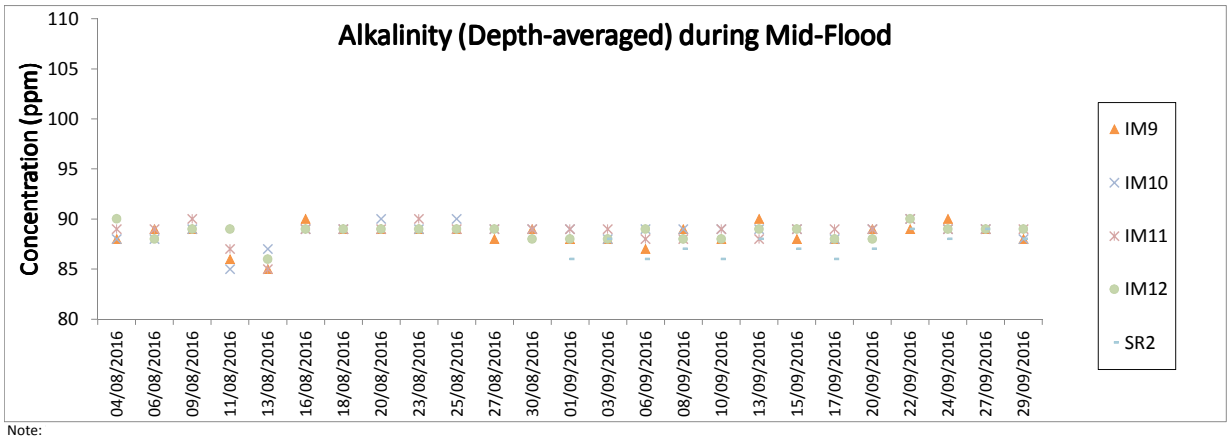

Note:
The scheduled water quality monitoring on 2 August 2016 during ebb and flood tides and 18 August 2016 during ebb tide were cancelled due to adverse weather conditions.

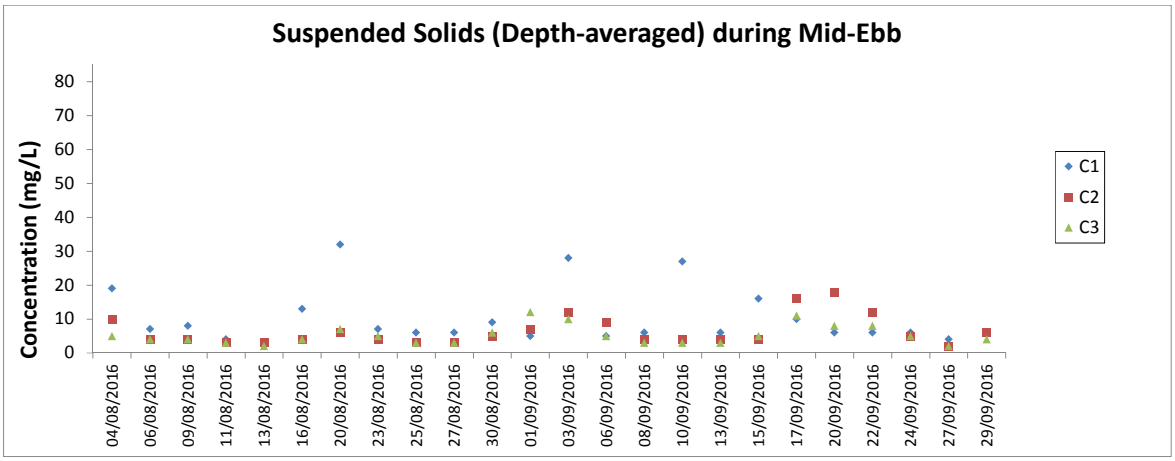

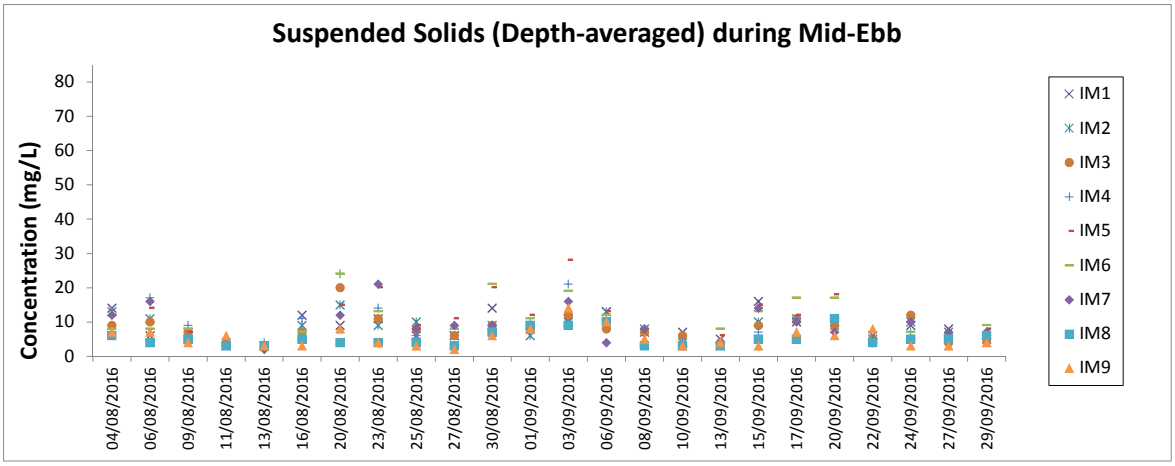

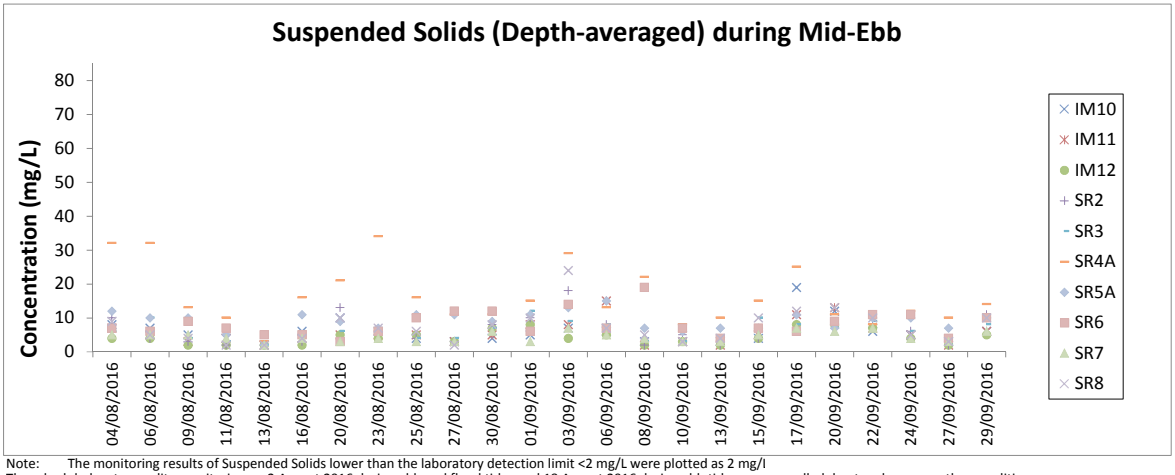

Note: The monitoring results of Suspended Solids lower than the laboratory detection limit <2 mg/L were plotted as 2 mg/l
The scheduled water quality monitoring on 2 August 2016 during ebb and flood tides and 18 August 2016 during ebb tide were cancelled due to adverse weather conditions

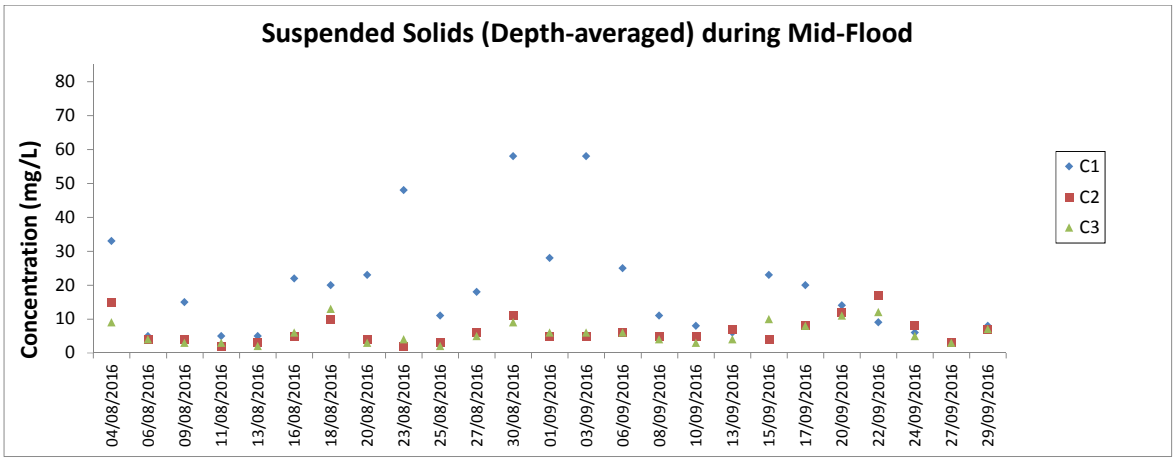

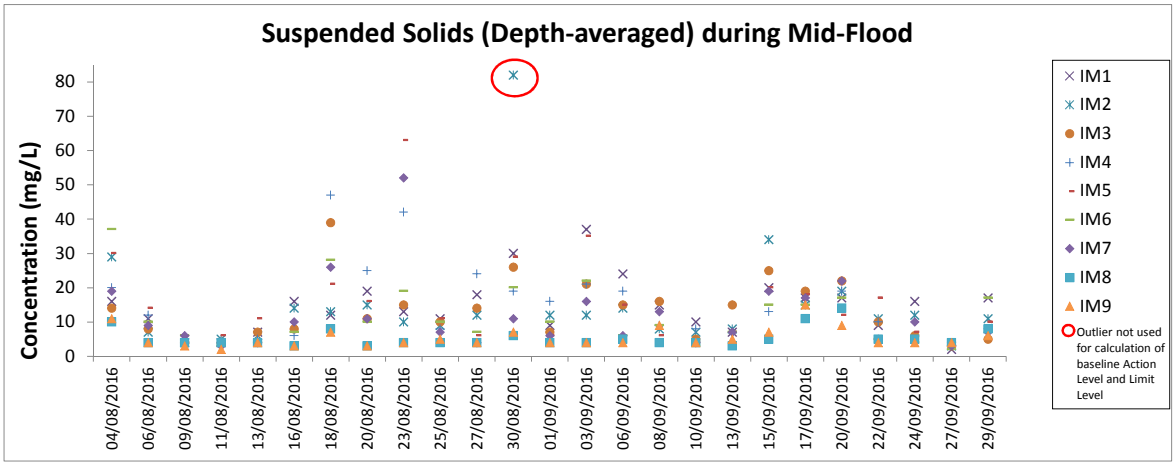

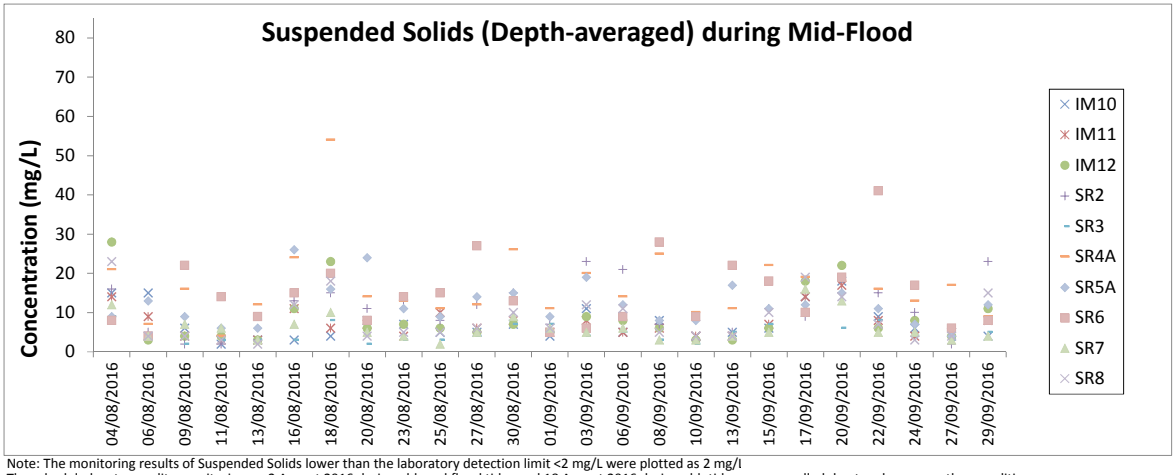

Note: The monitoring results of Suspended Solids lower than the laboratory detection limit <2 mg/L were plotted as 2 mg/l
The scheduled water quality monitoring on 2 August 2016 during ebb and flood tides and 18 August 2016 during ebb tide were cancelled due to adverse weather conditions

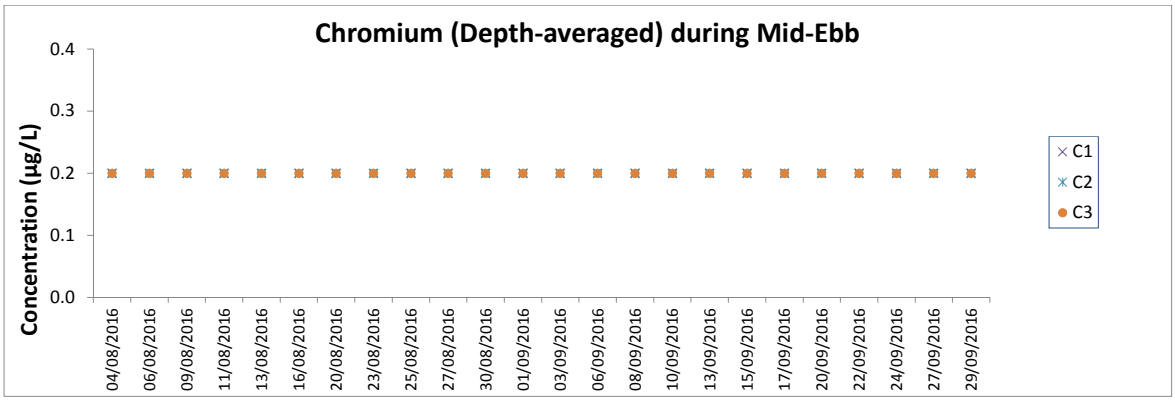

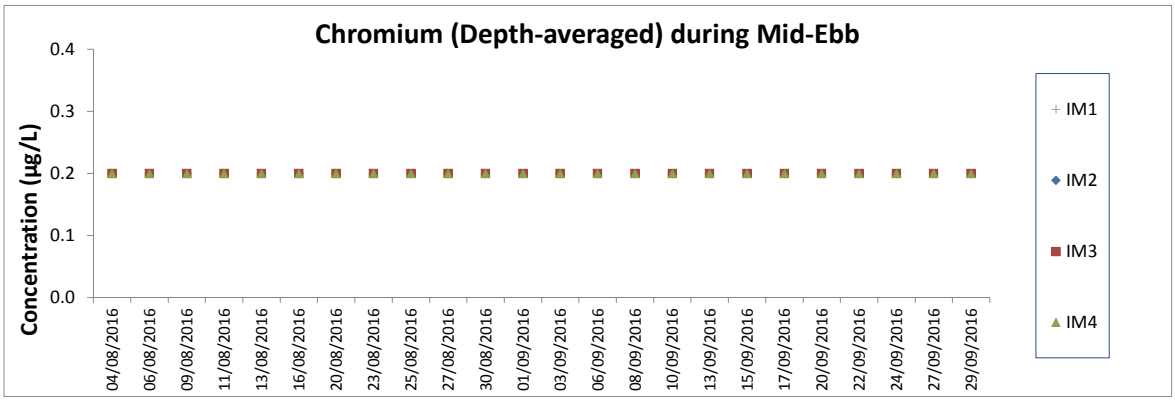

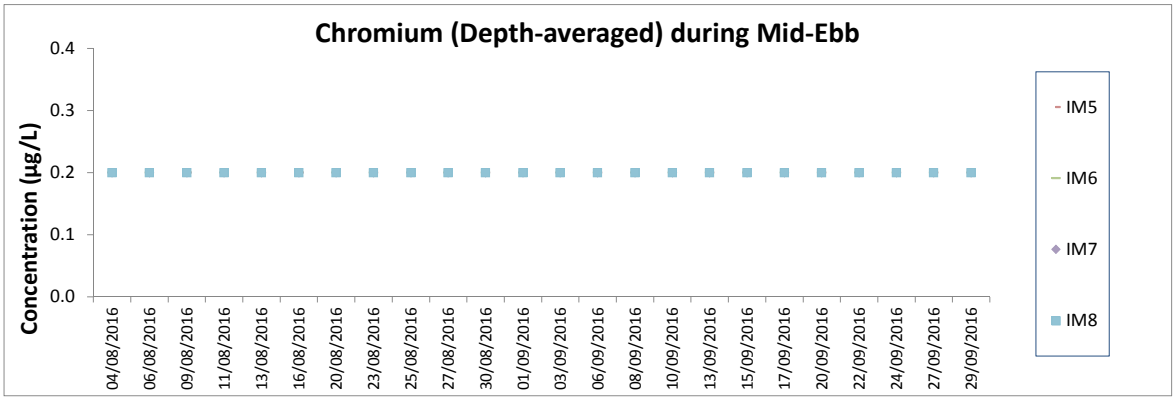

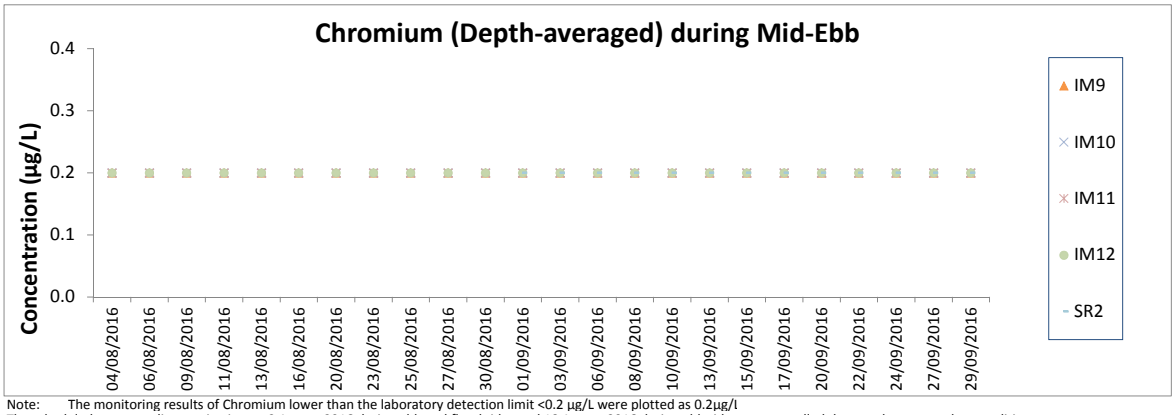

Note: The monitoring results of Chromium lower than the laboratory detection limit <0.2 µg/L were plotted as 0.2µg/l
The scheduled water quality monitoring on 2 August 2016 during ebb and flood tides and 18 August 2016 during ebb tide were cancelled due to adverse weather conditions

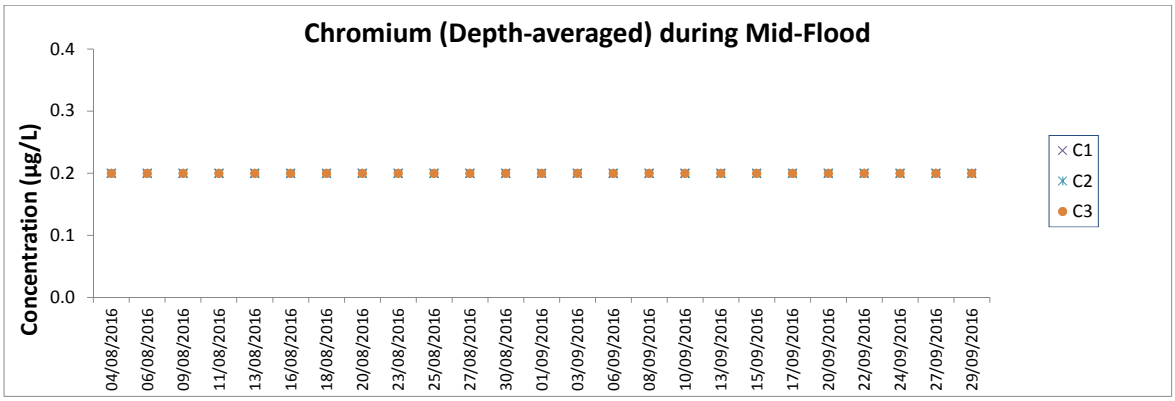

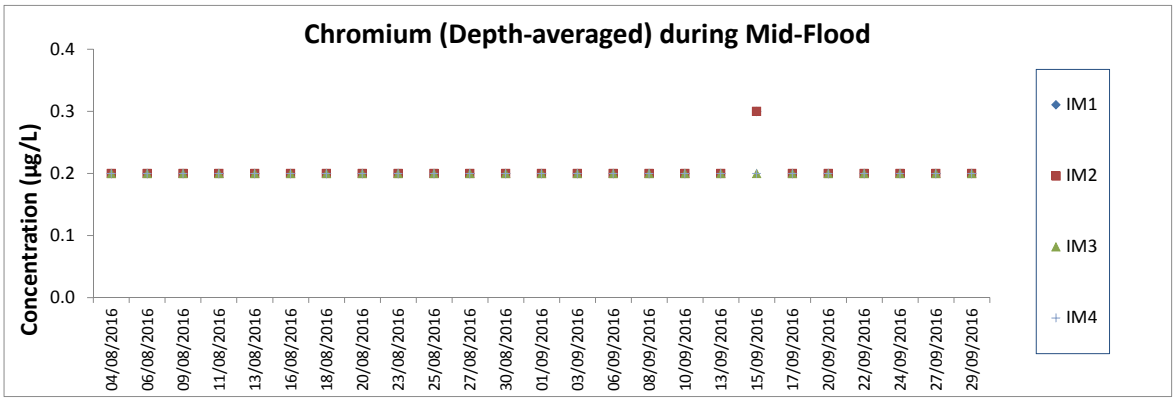

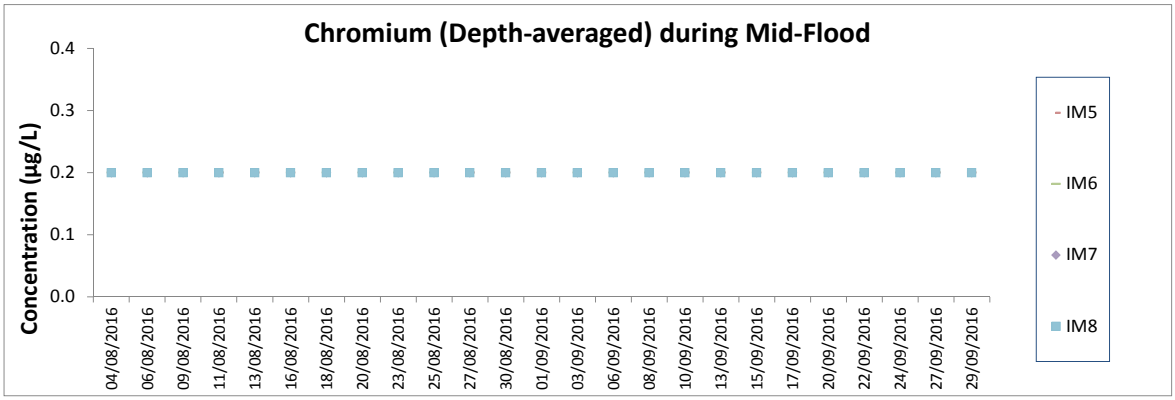

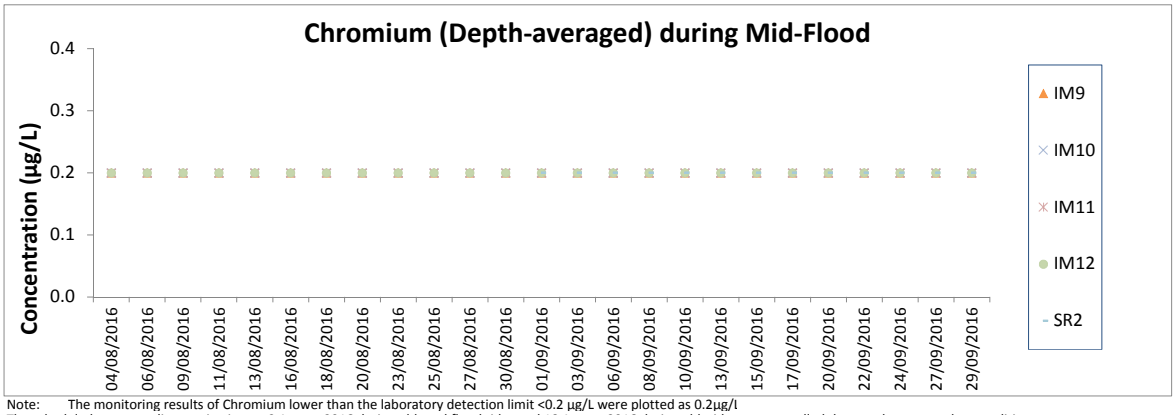

Note: The monitoring results of Chromium lower than the laboratory detection limit <0.2 µg/L were plotted as 0.2µg/l
The scheduled water quality monitoring on 2 August 2016 during ebb and flood tides and 18 August 2016 during ebb tide were cancelled due to adverse weather conditions

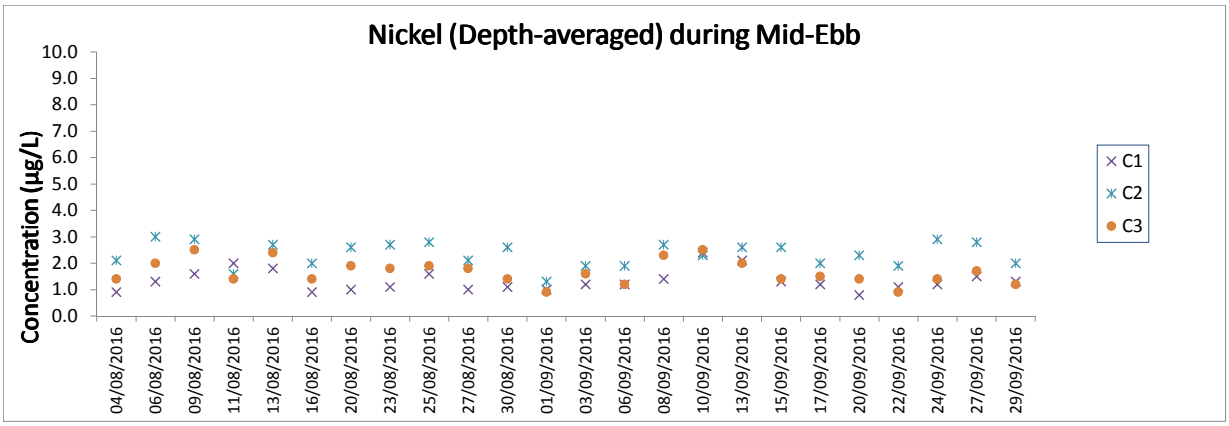

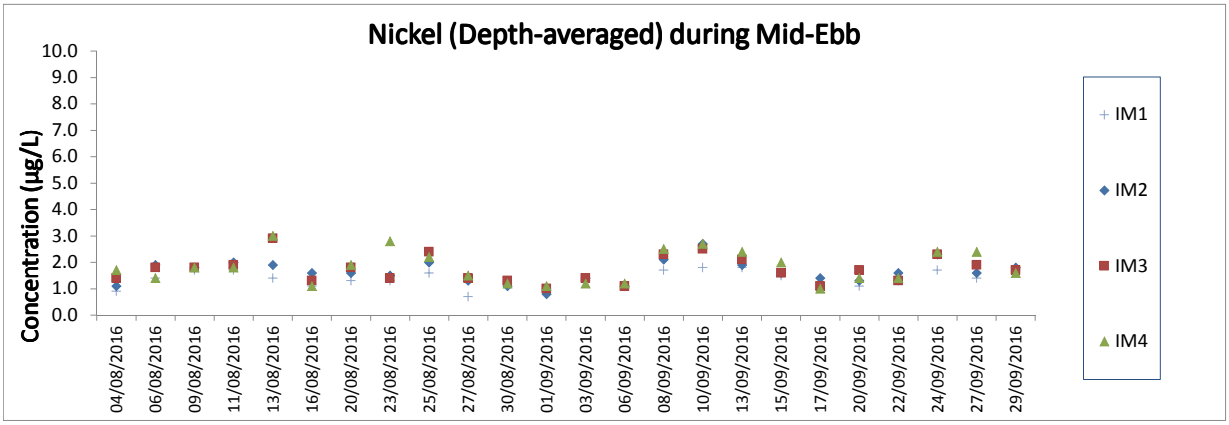

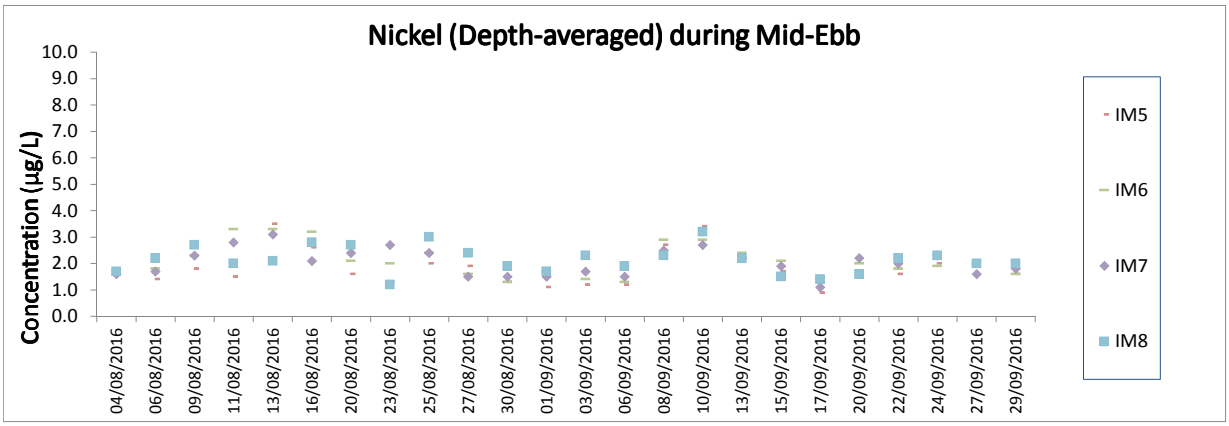

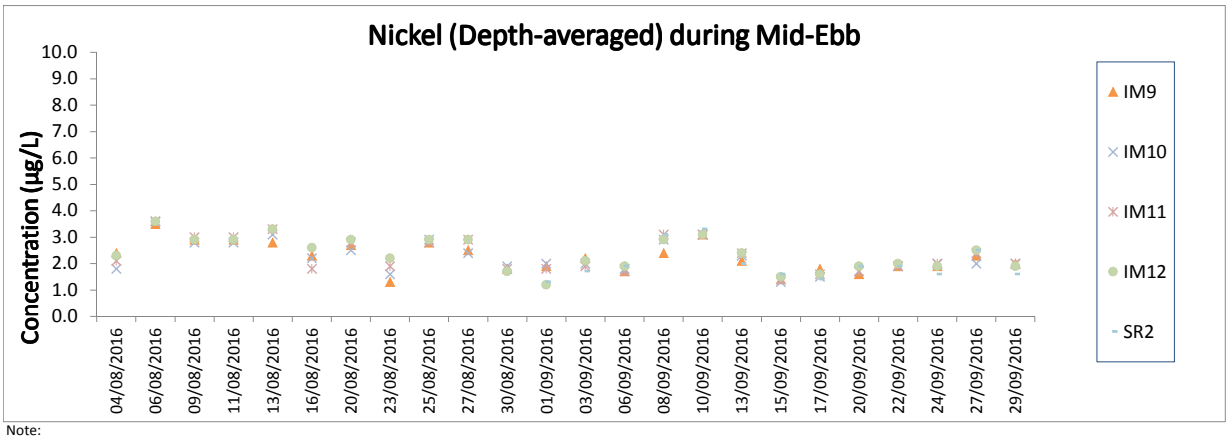

Note:
The scheduled water quality monitoring on 2 August 2016 during ebb and flood tides and 18 August 2016 during ebb tide were cancelled due to adverse weather conditions.

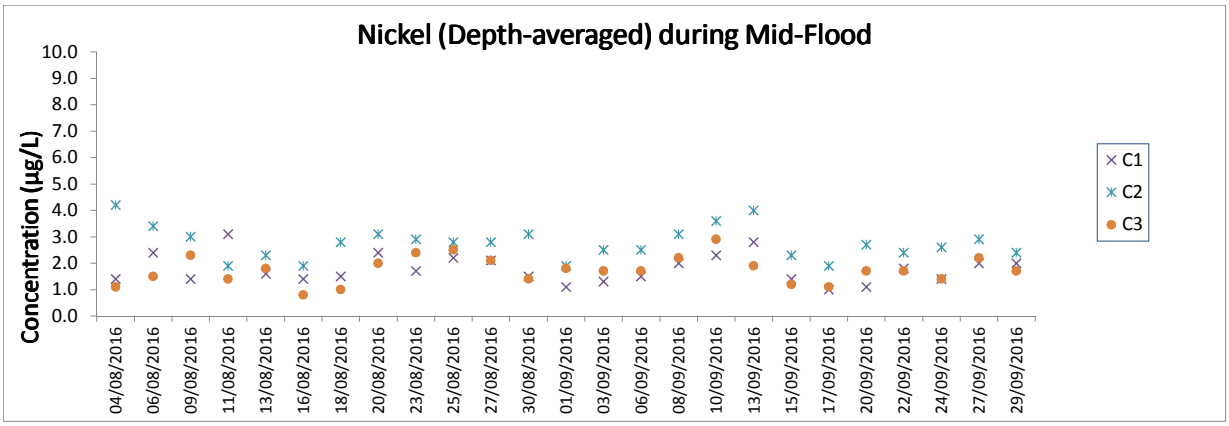

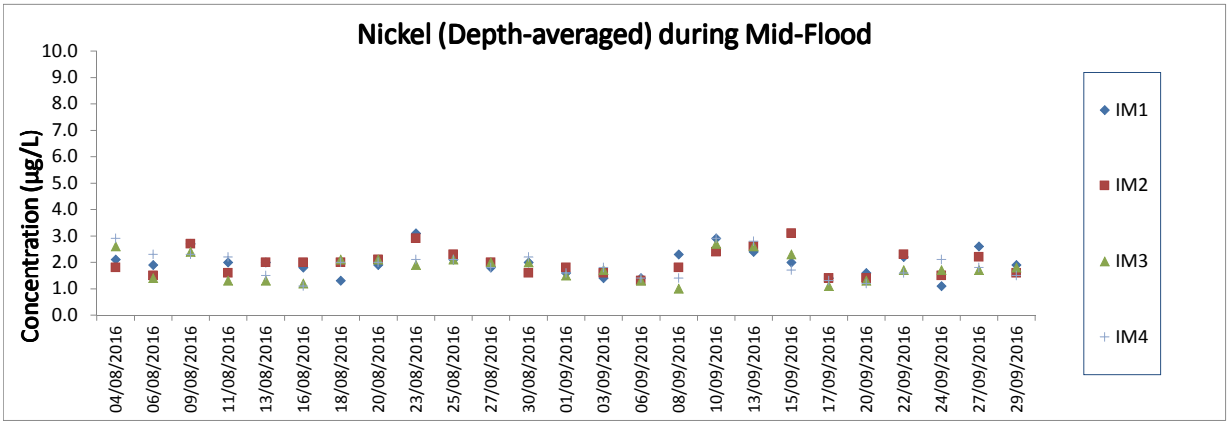

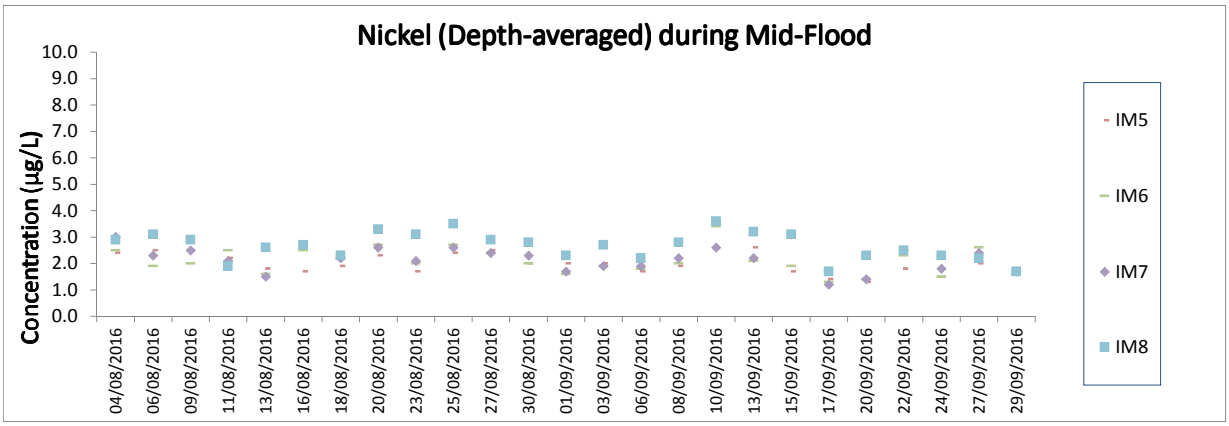

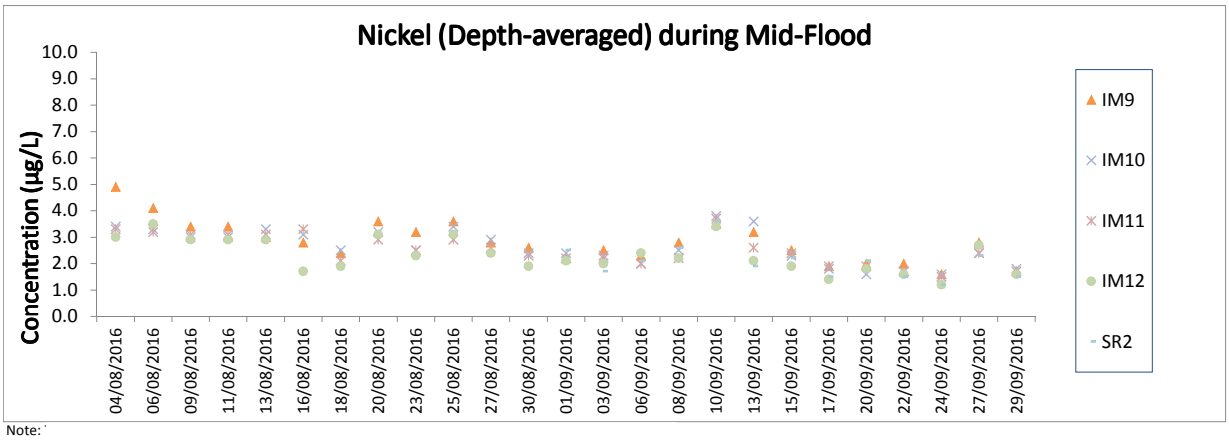

Note:
The scheduled water quality monitoring on 2 August 2016 during ebb and flood tides and 18 August 2016 during ebb tide were cancelled due to adverse weather conditions.